


East Bay 
Regional Park District
www.ebparks.org

Big Break Regional Shoreline, Oakley



2012 Adopted Projects Budget Five-Year Expenditure Plan

Headquartered in Oakland, California
Operating a Regional Park System within Alameda and Contra Costa Counties

**SECTION E –
ACTIVE PROJECTS**

TABLE OF CONTENTS

VOLUME II: 2012 ADOPTED PROJECTS BUDGET

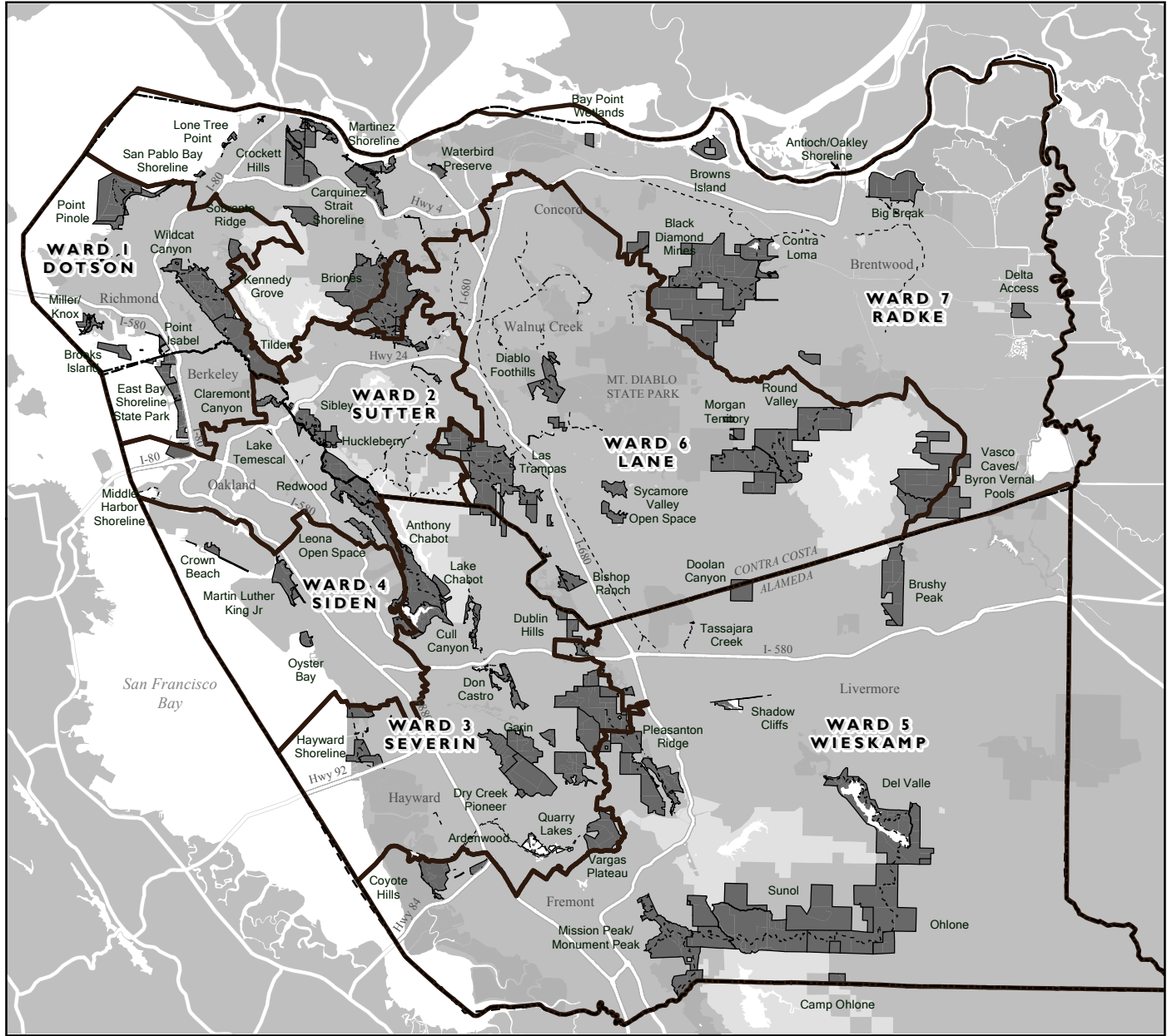
FIVE-YEAR EXPENDITURE PLAN

SECTION E - ACTIVE PROJECTS.....	329
EAST BAY REGIONAL PARK DISTRICT MAP	331
GUIDE TO 2012 PROJECTS BUDGET SCHEDULES	332
PROJECT SUMMARIES	338
ACTIVE PROJECTS DETAIL BY LOCATION	344
MEASURE WW LOCAL GRANTS.....	522
SECTION F - PROJECT SUPPLEMENTAL INFORMATION	525
Inactive Projects.....	526
Measure WW Bond Project List	528
Measure CC Adopted Spending Plan	532
Glossary.....	535

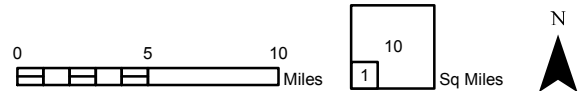


EAST BAY REGIONAL PARK DISTRICT

Environmental Programs
& GIS Applications
c:\bstone\mxd\projects\finance\
8.5x11bw-portrait+wards2012.mxd



- EBRPD Lands
- Other Open Space
- Watershed Lands
- County Boundary
- Freeways
- EBRPD Regional Trails



GUIDE TO 2012 PROJECTS BUDGET SCHEDULES

Introduction

Project budget preparation begins in March with the first of four annual Board workshops. The workshops afford the District staff an insight to the Board of Director's project priorities. Project proposals are then developed by the District staff addressing the Board's priorities. Potential project funding sources are explored. In addition to estimating the cost of a project, a component of project planning is the consideration of future operational costs and maintenance funding availability.

Project budgets include the District's comprehensive multi-year plan for the development of District facilities, land acquisition, improvements, major equipment and studies. This book outlines projects that are expected to be in production over the next five years. These projects usually involve high costs, take a year or more to complete, are funded from multiple sources, and may result in the creation of a capital asset.

Capital Projects Defined

Capital projects, as defined in the District's Capital Asset Policy, are major improvements, with a useful life greater than one year and a cost greater than the capitalization limit, and include:

- Land acquisition,
- Construction of new buildings, parks or facilities, including engineering, design and other pre-construction costs, with an estimated cost in excess of \$100,000,
- Major maintenance project with an estimated cost in excess of \$100,000 and extends the life of the asset.
- Major equipment purchases with an estimated cost in excess of \$25,000.

In addition to the cost component of the capital asset definition, there is also a land tenure requirement. Some parks, such as Del Valle Regional Park are run by the District in accordance with a long term contractual agreement with the State of California. Improvements made in Del Valle Regional Park become assets of the State and are not recorded as fixed assets of the District. There are several park and trail locations throughout the District where the land tenure precludes us from recording the improvement in our fixed asset system. In those locations, any multi-year, high budget project will be recorded as an "Other Than Asset" (OTA) project.

Other Than Assets (OTA) Projects Defined

OTA projects are those District endeavors, which are not normal operating expenditures, are multi-year, and do not result in a capital asset, as defined in the District's Capital Asset Policy. An example of this type of project is a study of plants or animals, or the clearing of vegetation to create a fire fuel break. As described above, OTA projects may also include improvements to parks and trails operated by contractual agreement but are not owned by the District.

Active Projects Schedule

The Active Projects Schedule lists projects alphabetically by park or location, and then by a six digit project number. This number begins with a "1", "2" or "5" to distinguish the type of project as being one of the following:

1xxxxx	Development or Infrastructure
2xxxxx	Land Acquisition or Safety & Security
5xxxxx	OTA project or maintenance

GUIDE TO 2012 PROJECTS BUDGET SCHEDULES

The column headings used in the Active Projects Schedule are described below:

Type

All projects are assigned to a “type” that describes the purpose of the project:

- **General** - General projects include District-wide projects that benefit more than one park, location, or department. Examples include large equipment purchases, computer systems, generators, radio communication systems, system software, etc.
- **Infrastructure** - Infrastructure projects maintain, remodel or expand facilities, or add or repair utilities. Planning, engineering and inspection costs are included.
- **Public Access** – Public access projects generally improve the usage and availability of park facilities for park users. These projects include:
 - construction of new facilities for the delivery of services,
 - improvement and development of park land,
 - access for new and expanded facilities,
 - construction of restrooms and sewer systems for public use,
 - landscaping,
 - improvements,
 - trail development and staging areas,
 - interpretive exhibits and centers,
 - disabled access, and
 - camping facilities, etc.
- **Resource Protection** - Projects within this category are oriented towards natural, cultural and historical resources and habitat conservation. Examples include wetlands rehabilitation, shoreline protection, riparian corridor protection and replacement of ponds, etc.
- **Land Acquisition** – Purchase of real property which preserves open space, provides trail right of way, creates new parklands, and/or extends the boundaries of existing parks.
- **Safety and Security** - Safety projects associated with the initial acquisition of property are included in this category and are comprised of projects such as:
 - actions that are required to minimize safety hazards,
 - projects that protect District assets,
 - actions that secure the property from trespass, and
 - projects that allow the land to be efficiently held in land-bank status, until land use planning and park development can take place.

Future Operating Costs

The Active Project Schedule includes anticipated changes to future operating costs, (referred to as pipeline costs by District staff). During the project’s planning stages, District staff estimate future operating costs related to the project. Pipeline costs are tracked and updated as the project nears completion. District operating costs may increase, or, decrease because of a completed project, but are only tracked and reported if staff has a reliable means to measure the anticipated change.

GUIDE TO 2012 PROJECTS BUDGET SCHEDULES

The Active Project Schedule detail lists pipeline costs that will require funding within the timeframe of the five-year capital improvement program budget. The pipeline detail includes:

- The anticipated first year of operation, which may fall between 2012 and 2016,
- The operating fund source, which could include the General Fund, Lighting and Landscape Districts, Measure CC, and donations from other local governments, businesses, or, recreation groups,
- New revenue, if significant,
- Start-up costs, which may include vehicles, office, or, maintenance equipment,
- Personnel, new staffing required, reported as a percentage of FTE (full time equivalents), which may include a combination of Operations, Public Safety or Maintenance employees, and
- Annual operating costs, which include estimated recurring costs associated with staff and maintenance of the new facility.

In many cases, project improvements are to be maintained by existing staff, with no significant change to the associated park's operating budget. In that case, no future operating costs are reported with the project detail.

Funding Source:

Projects can be funded by a variety of revenue sources. A single project may have multiple funding sources. 2012 active projects include 75 different funding sources. The sources that provide the greatest percentage of project funding are described below:

- **General Fund** - Revenues received in the District's General Fund are appropriated to a specific project. District revenues are mainly derived from property taxes and usage fees.
- **Grants** - Funding from another government agency are granted for a specific project. Specified uses, deadlines and matching fund requirements may vary. Grants are often for capital development, but the District continually seeks grants for maintenance projects and programming.
 - **East Contra Costa County Habitat Conservancy** – A joint exercise of powers authority was formed by the Cities of Brentwood, Clayton, Oakley and Pittsburg and Contra Costa County to implement the East Contra Costa County Habitat Conservation Plan/Natural Community Conservation Plan (HCP/NCCP or Plan). The Plan provides a framework to protect natural resources in eastern Contra Costa County, while improving and streamlining the environmental permitting process for impacts on endangered species. In addition, the Plan provides local and pass through of federal funding for the acquisition, operation and restoration of District parklands. This federal funding, most of which comes from the US Fish and Wildlife Service, requires the District to place a deed restriction on the properties and meet stringent grant implementation and reporting conditions. Federal funds provided over \$5 million funding for land acquisitions in 2011 and will continue to be a valuable source of funding for land acquisition in 2012.

GUIDE TO 2012 PROJECTS BUDGET SCHEDULES

- **Grants for Trails** – Grant funding for the construction of new trails and even the maintenance of existing trails was strong in 2011 and will remain strong in 2011. Throughout 2011, the District made significant progress towards completing the \$10.2 million the U.S. Department of Transportation's Federal TIGER II grant which the District received in 2010. In 2011, the District also completed the rehabilitation of the Lafayette-Moraga Trail using a \$715,000 federal earmark from Congresswoman Ellen Tauscher. For 2012, the District looks to begin construction of TIGER II funded projects and will continue to seek additional funding for these and other trails projects. In 2012, the District will begin using some of the \$10 million in Measure J funding allocated to the District from the Contra Costa Transportation Authority for trails maintenance in Contra Costa County.
- **Alameda County Altamont Landfill and Resource Facility Open Space Fund** – Waste Management of Alameda County, via lawsuit settlement is required to collect specific fees related to the acquisition of open space. The District was awarded a \$1 million grant from this organization to be used in combination with a City of Livermore grant in the same amount for the purchase of the Farber property at Brushy Peak Regional Preserve.
- **Grants for Boating** – In 2011, the California Department of Boating and Waterways and the California Wildlife Conservation Board expressed interest in funding boating related projects District wide. In 2012, the District will pursue opportunities for boating facilities at District lakes and shorelines including opportunities for the San Francisco Bay Water Trail.
- **FEMA Grants** – The Federal Emergency Management Agency (FEMA) is an important grant resource to the District. In 2011, the District completed four FEMA funded projects from the 2005/2006 Winter Storms. In 2012, the District looks to complete the remaining four FEMA funded disaster repairs and close out the grant. In addition to disaster recovery, FEMA funds fuels management in the East Bay Hills. In 2012, FEMA looks to complete its Environmental Impact Statement which will authorize \$2,104,158 in funding to the District. Nearly just as important as the funding, FEMA's environmental document will provide USFWS endangered species permit coverage for the District's entire fuels management plan, clearance for an additional \$545,000 in funding from the US Forest Service and improve the District's ability to obtain additional fuels management grant funding for the next ten years.
- **Measure AA Project Funds** - In 1988 voters approved a \$225 million bond initiative to fund major improvements and acquire additional park property. At the beginning of 2011 there is approximately \$30 million of Measure AA proceeds and related interest to be expended on the remaining Measure AA projects.
- **Measure CC Excise Tax** - In 2004, voters passed Measure CC, an excise tax to fund specific capital and OTA projects. Refer to the Measure CC Adopted Spending Plan, included in the supplemental information section, for a list of approved projects and the timeframe for completion.

GUIDE TO 2012 PROJECTS BUDGET SCHEDULES

- **Measure WW Project Funds** – In 2008 voters approved a \$500 million bond initiative. \$375 million (75%) of Measure WW will fund the District's major improvement initiatives and the acquisition of additional park property. \$80 million in Series A bond proceeds were received in 2009. At the beginning of 2011 approximately \$67 million of Measure WW Series A proceeds and related interest remain.
- **Resource Enhancement Program** - Funds acquired through donation or mitigation processes, used specifically to meet the District mission to support and protect special status plant and animal species and their unique habitats are used for projects which meet specific program criteria.

Active Project Header Descriptions

Budget at 12/31/2011

The year to date (YTD) budget amount is the sum of the prior year(s) appropriations and budget adjustments.

2012 Appropriations

This amount is the project budget appropriated in 2012 for new projects or additional funding for existing projects.

Total Budget

This amount represents the total budget available to the project as of January 1, 2012. It is made up of the budget at 12/31/2011 plus any 2012 appropriation.

Expend to Date (Expenditures to Date)

This amount represents the total actual expenditures plus encumbrances, posted to the project, through December 31, 2011.

Five-Year Expenditure Plan

This is an estimate of project expenditures planned over the next five year period. The estimates are prepared by the project coordinators, who are responsible for project management. This information is useful in cash flow planning, District staff time planning, and the allocation of other resources. The five year projections are reviewed annually and updated accordingly.

Other Schedules

Measure AA Local Grant Program – An important component of the Measure AA Program was the provision of grants to other local agencies for park and recreation purposes. Two of the three last of the local agencies were fully disbursed in 2011. Rollingwood Recreation and Park District was reallocated back to the District to be used in a project within the community as approved by the Board.

Measure WW Local Grant Program – \$125 million (25%) of Measure WW bond initiative will fund cities, special parks and recreation districts, county service areas, and the Oakland Zoo projects. In 2011 approximately over \$13 million was disbursed to the local agencies for their completed Measure WW projects.

GUIDE TO 2012 PROJECTS BUDGET SCHEDULES

Project Supplemental Section

2012 Inactive Projects – Projects with no planned expenditures in 2012. Often these projects are awaiting resolution of funding and may be closed in a future budget period.

Measure CC Adopted Spending Plan – The specific projects for which the Measure CC tax have been deemed necessary are described in the Spending Plan Schedule adopted by the Board of Directors on August 3, 2004. Approval of the tax was not the equivalent of approval of any specific project listed, and is not a guarantee that every project listed will be undertaken and completed in the time frame provided in the Spending Plan. The Board of Directors holds an annual public hearing on project selections and allocations funded by the Measure CC.

Measure WW Bond Project List – A description of potential projects that was included with the Measure WW bond measure for voter approval. The list of potential projects, locations, description and proposed final allocation are included in this book.

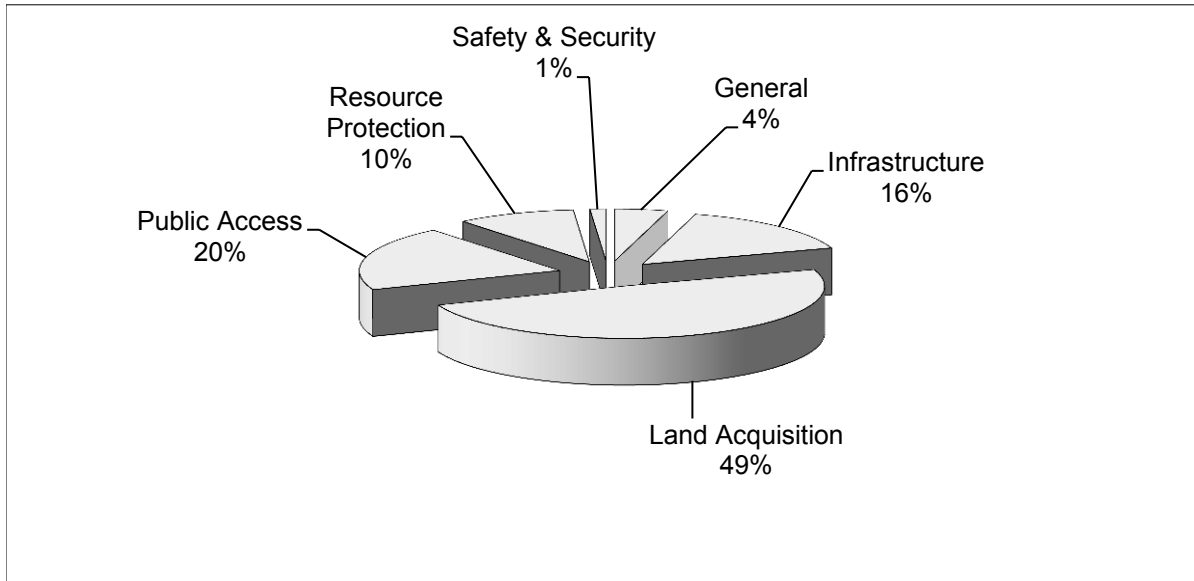
Summary of Active Project Budgets by Type

Type:	Budget at 12/31/2011	2012 Approp	Total Budget	% of Active Projects
General	9,408,625	146,000	9,554,625	4.30%
Infrastructure	31,044,742	3,612,560	34,657,302	15.59%
Land Acquisition	102,734,463	6,535,000	109,269,463	49.15%
Public Access	43,450,741	1,207,710	44,658,451	20.09%
Resource Protection	18,931,038	2,389,110	21,320,148	9.59%
Safety & Security	2,846,919	-	2,846,919	1.28%
	208,416,528	13,890,380	222,306,908	100.00%

Summary of Active Project Budgets by Type - Five Year Planned Expenditures

Type:	Expend to Date	2012	2013	2014	2015/2016
General	5,958,630	2,563,955	507,566	254,954	269,520
Infrastructure	19,411,592	9,179,478	2,463,509	1,781,782	1,820,941
Land Acquisition	42,721,625	66,547,838	-	-	-
Public Access	29,905,317	7,026,642	3,706,202	2,517,778	1,502,512
Resource Protection	14,349,099	4,050,211	1,168,765	1,184,324	567,749
Safety & Security	313,998	2,393,368	92,471	35,082	12,000
	112,660,261	91,761,492	7,938,513	5,773,920	4,172,722

Active Project Budgets by Type



2012-2016 PROJECTS

PROJECT SUMMARIES

Summary of Active Project Budgets by Location

Location:	Budget at 12/31/2011	2012 Approp	Total Budget	% Active Projects
Alameda Shoreline (Naval Station)	561,858	0	561,858	0.25 %
Alamo Canal Trail	485,000	0	485,000	0.21 %
Anthony Chabot Regional Park	1,025,917	758,950	1,784,867	0.80 %
Ardenwood Regional Preserve	120,000	0	120,000	0.05 %
Bay Area Ridge Trail	35,060	0	35,060	0.01 %
Bay Point Regional Shoreline	782,982	0	782,982	0.35 %
Big Break Regional Shoreline	7,896,210	100,000	7,996,210	3.59 %
Black Diamond Regional Preserve	13,001,338	0	13,001,338	5.84 %
Black Diamond Center	120,000	0	120,000	0.05 %
Black Diamond To Round Valley Trail	40,500	0	40,500	0.01 %
Brazil Room	60,000	0	60,000	0.02 %
Briones Regional Park	273,500	0	273,500	0.12 %
Briones To Las Trampas Regional Trail	349,862	0	349,862	0.15 %
Brooks Island Regional Preserve	280,249	20,810	301,059	0.13 %
Brushy Peak Regional Preserve	4,007,479	0	4,007,479	1.80 %
Byron Vernal Pools	5,441,300	0	5,441,300	2.44 %
California Riding & Hiking Regional Trail	5,000	0	5,000	0.00 %
Camp Arroyo Recreation Area	200,000	0	200,000	0.08 %
Carquinez Strait Regional Shoreline	413,402	0	413,402	0.18 %
Claremont Canyon Regional Preserve	135,000	45,000	180,000	0.08 %
Concord Naval Weapons Station	3,765,790	0	3,765,790	1.69 %
Contra Costa Canal Regional Trail	60,000	0	60,000	0.02 %
Contra Costa Trails	306,000	0	306,000	0.13 %
Contra Loma Regional Park	415,664	0	415,664	0.18 %
Coyote Hills Center	75,000	0	75,000	0.03 %
Coyote Hills Regional Park	276,898	0	276,898	0.12 %
Crockett Hills Regional Park	113,550	0	113,550	0.05 %
Crown Regional Shoreline	3,028,875	33,000	3,061,875	1.37 %
Deer Valley	256,500	0	256,500	0.11 %
Del Valle Regional Park	654,574	0	654,574	0.29 %
Del Valle To Shadow Cliffs Regional Trail	470,857	0	470,857	0.21 %
Delta/DeAnza Regional Trail	52,000	0	52,000	0.02 %
Diablo Foothills Regional Park	91,946	0	91,946	0.04 %
District Wide	81,407,556	10,853,790	92,261,346	41.50 %
Doolan Canyon	55,600	0	55,600	0.02 %
Dry Creek Pioneer Regional Park	20,201	0	20,201	0.00 %
Dublin Hills Regional Park	91,000	0	91,000	0.04 %
East Bay Greenway Trail	400,000	0	400,000	0.17 %
Eastshore State Park	13,020,912	0	13,020,912	5.85 %
Garin Regional Park	891,698	0	891,698	0.40 %
Garin To Mission Peak Trail	252,000	0	252,000	0.11 %
Hayward Regional Shoreline	2,501,340	0	2,501,340	1.12 %
Hayward Shoreline To Coyote Hills Trail	1,000,000	0	1,000,000	0.44 %
Iron Horse Regional Trail	2,230,000	0	2,230,000	1.00 %
Kennedy Grove Regional Recreation Area	342,479	0	342,479	0.15 %
Lafayette/Moraga Regional Trail	1,612,745	0	1,612,745	0.72 %
Lake Chabot Regional Park	333,103	0	333,103	0.14 %
Las Trampas Regional Wilderness	786,573	0	786,573	0.35 %

2012-2016 PROJECTS

PROJECT SUMMARIES

Summary of Active Project Budgets by Location

Location:	Budget at 12/31/2011	2012 Approp	Total Budget	% Active Projects
Las Trampas To Mt. Diablo Regional Trail	225,000	0	225,000	0.10 %
Little Hills Regional Recreation Area	340,779	0	340,779	0.15 %
Livermore Area Recreation & Park District	899,752	0	899,752	0.40 %
Martin Luther King, Jr. To Crown Beach Trail	35,000	0	35,000	0.01 %
Martin Luther King, Jr. Regional Shoreline	6,632,089	0	6,632,089	2.98 %
Martinez Regional Shoreline	85,000	0	85,000	0.03 %
Miller/Knox Regional Shoreline	1,532,356	317,960	1,850,316	0.83 %
Mission Peak Regional Preserve	173,873	0	173,873	0.07 %
Mokelumne Coast To Crest Trail	261,000	0	261,000	0.11 %
Morgan Territory Regional Preserve	974,900	0	974,900	0.43 %
Niles Canyon Regional Trail	35,057	0	35,057	0.01 %
North Richmond Wetlands	1,232,908	0	1,232,908	0.55 %
Oyster Bay Regional Shoreline	1,737,803	0	1,737,803	0.78 %
Pleasanton Ridge Regional Park	5,618,100	0	5,618,100	2.52 %
Point Pinole Regional Shoreline	12,514,886	986,930	13,501,816	6.07 %
Point Pinole To Carquinez Strait Trail	57,500	0	57,500	0.02 %
Quarry Lakes Regional Recreation Area	100,000	0	100,000	0.04 %
Redwood Regional Park	1,209,559	114,260	1,323,819	0.59 %
Roberts Regional Recreation Area	145,730	29,470	175,200	0.07 %
Round Valley Regional Preserve	338,800	0	338,800	0.15 %
San Francisco Bay Trail	3,862,576	0	3,862,576	1.73 %
San Pablo Bay Regional Shoreline	3,211,500	0	3,211,500	1.44 %
Shadow Cliffs Regional Recreation Area	334,269	0	334,269	0.15 %
Sibley Volcanic Regional Preserve	2,189,019	351,540	2,540,559	1.14 %
South County Corp Yard	1,441,000	0	1,441,000	0.64 %
Sunol Regional Wilderness	2,239,800	0	2,239,800	1.00 %
Sycamore Valley Regional Preserve	137,495	0	137,495	0.06 %
Tilden Regional Park	3,048,272	0	3,048,272	1.37 %
Tilden Nature Area	405,777	102,090	507,867	0.22 %
Vargas Plateau Regional Park	1,095,997	0	1,095,997	0.49 %
Vasco Caves Regional Preserve	2,660,632	0	2,660,632	1.19 %
Wildcat Canyon Regional Park	3,892,563	176,580	4,069,143	1.83 %
	<u>208,416,528</u>	<u>13,890,380</u>	<u>222,306,908</u>	<u>100.00 %</u>

2012-2016 PROJECTS

PROJECT SUMMARIES

Summary of Active Project Budgets by Funding Source

Funding Source:	Budget at 12/31/2011	2012 Approp	Total Budget	% Active Projects
Ala Co Tran Imprv Auth Meas B	235,000	0	235,000	0.10 %
Alamo Canal WW Bond	630,000	0	630,000	0.28 %
Altamont Landfill Open Spc Comm	1,000,000	0	1,000,000	0.44 %
AmercnReinvestmnt&RecoveryAct	12,700	0	12,700	0.00 %
Ardenwood WW Bond	100,000	0	100,000	0.04 %
BAAQMD	24,400	0	24,400	0.01 %
Bay Trail WW Bond	1,734,540	0	1,734,540	0.78 %
Bay Water Tr WW Bond	10,000	0	10,000	0.00 %
Big Break Sh WW Bond	2,420,000	0	2,420,000	1.08 %
Black Diamond WW Bnd	2,180,650	0	2,180,650	0.98 %
Briones WW Bond	181,500	0	181,500	0.08 %
Byron Vernal Pools WW Bnd	993,220	0	993,220	0.44 %
CA Coastal Conservancy	3,524,546	0	3,524,546	1.58 %
CA Dept of Fish & Game	200,000	0	200,000	0.08 %
CA Resources Designated 2000	100,000	0	100,000	0.04 %
CALTRANS	1,528,320	0	1,528,320	0.68 %
CALTRANS LAND	1,500	0	1,500	0.00 %
CC Trans Authority Trails Prog	842,192	0	842,192	0.37 %
Calif Dept Boating Waterways	354,450	0	354,450	0.15 %
Carquinez Strait WW Bond	250,000	0	250,000	0.11 %
Caterer Fund for Maintenance	192,221	0	192,221	0.08 %
Caterer Fund for Promotions	23,004	0	23,004	0.01 %
Center Biological Diversity	29,698	0	29,698	0.01 %
City of Dublin COOP	47,500	0	47,500	0.02 %
City of Livermore	1,000,000	0	1,000,000	0.44 %
City of Pleasanton Coop	147,500	0	147,500	0.06 %
City of Richmond	1,455,510	0	1,455,510	0.65 %
Coastal Cons Designated 2000	522,050	0	522,050	0.23 %
Concord Naval WW Bond	1,261,000	0	1,261,000	0.56 %
Contra Costa Co Water District	10,000	0	10,000	0.00 %
Contra Costa County	30,000	0	30,000	0.01 %
Contra Costa Trans Auth Meas J	306,000	0	306,000	0.13 %
County of Alameda	5,000	0	5,000	0.00 %
Coyote Hills WW Bond	75,000	0	75,000	0.03 %
Crockett Hills WW Bnd	1,500	0	1,500	0.00 %
Crown Beach WW Bond	142,000	0	142,000	0.06 %
Deer Valley WW Bond	58,500	0	58,500	0.02 %
Department of Labor	600,000	0	600,000	0.26 %
Dept Boating & Waterways	1,525,000	0	1,525,000	0.68 %
Designated for Land Fund	4,028,523	500,000	4,528,523	2.03 %
Developer Grants	195,000	0	195,000	0.08 %
Disaster Recovery FR:GF 2791	300,000	0	300,000	0.13 %
District Land Exchange Account	23,375	0	23,375	0.01 %
Donated Land	1,064,500	0	1,064,500	0.47 %
Doolan Cnyn/Tass Hill WW B	80,600	0	80,600	0.03 %
E Contra Costa Cnty LLD	55,244	100,000	155,244	0.06 %
EB Greenway Tr WW Bnd	400,000	0	400,000	0.17 %
Eastshore SP WW Bond	2,012,767	0	2,012,767	0.90 %

2012-2016 PROJECTS

PROJECT SUMMARIES

Summary of Active Project Budgets by Funding Source

Funding Source:	Budget at 12/31/2011	2012 Approp	Total Budget	% Active Projects
Enviro. Enhance & Mitigation	300,000	0	300,000	0.13 %
FEMA DR-1628 Large Prj >57,500	2,476,117	0	2,476,117	1.11 %
FEMA DR-1628 Small Projects	648,094	0	648,094	0.29 %
FEMA Predisaster Mitigation	297,407	0	297,407	0.13 %
FHWA ISTE(A)(TIP)	500,000	0	500,000	0.22 %
FHWA ISTE(A)(TIP)DEV	1,715,000	0	1,715,000	0.77 %
Fed-Land Habitat Conservatn Pl	9,733,734	0	9,733,734	4.37 %
GF-Livermore Area Recreation	1,013,232	0	1,013,232	0.45 %
Garin WW Bond	10,000	0	10,000	0.00 %
General Fund	39,066,850	4,135,450	43,202,300	19.43 %
Greenways Trail Program	1,000	0	1,000	0.00 %
Habitat Conservation Fund	49,200	0	49,200	0.02 %
Hayward Shr WW Bond	1,810,460	0	1,810,460	0.81 %
In Kind Services	295,150	0	295,150	0.13 %
Integrated Waste Management	200,000	0	200,000	0.08 %
Intergovernmental Agency Agrmt	680,555	221,000	901,555	0.40 %
Iron Horse Tr WW Bond	1,155,000	0	1,155,000	0.51 %
Land & Water Conservation Fund	447,567	0	447,567	0.20 %
Land Fund Moore Foundation	2,450,000	0	2,450,000	1.10 %
Land Funds From Developers	450,000	0	450,000	0.20 %
Land Funds Private Party	2,752,500	0	2,752,500	1.23 %
Land-Habitat Conservation Plan	5,432,336	0	5,432,336	2.44 %
Las Trampas WW Bond	60,000	0	60,000	0.02 %
Leona Open Space WW Bond	35,000	0	35,000	0.01 %
MLK Jr Shr WW Bond	25,000	0	25,000	0.01 %
MTC	950,000	0	950,000	0.42 %
Meas WW Bond-Unallocated Bdgt	26,208,594	6,035,000	32,243,594	14.50 %
Measure AA Bond	31,948,546	0	31,948,546	14.37 %
Measure AA Bond Interest	5,582,398	0	5,582,398	2.51 %
Measure AA Local Grant	64,598	0	64,598	0.02 %
Measure CC Property Tax	11,821,437	2,898,930	14,720,367	6.62 %
Mission Peak WW Bond	170,000	0	170,000	0.07 %
N.Richmond Shr WW Bond	250,000	0	250,000	0.11 %
NPS Challenge Cost Share	10,600	0	10,600	0.00 %
Ohlone WW Bond	100,000	0	100,000	0.04 %
Park & Rec Healthy Community	1,000,000	0	1,000,000	0.44 %
Park & Rec Prop 12 Per Capita	908,040	0	908,040	0.40 %
Park & Rec Prop 12 RZH Per Cap	186,564	0	186,564	0.08 %
Park & Rec Prop 40 Per Capita	1,229,647	0	1,229,647	0.55 %
Park & Rec Prop 40 RZH Per Cap	15,076	0	15,076	0.00 %
Park & Rec Urban Park Act	6,000,000	0	6,000,000	2.69 %
Park & Rec Var Special Appro	2,500,000	0	2,500,000	1.12 %
Park & Rec Youth Soccer	1,000,000	0	1,000,000	0.44 %
Pleasanton Ridge WW Bond Princ	2,391,500	0	2,391,500	1.07 %
Point Pinole WW Bond	220,000	0	220,000	0.09 %
Private Party Grants	755,935	0	755,935	0.34 %
Radio Unica	7,500	0	7,500	0.00 %
Regional Parks Foundation	812,000	0	812,000	0.36 %

2012-2016 PROJECTS

PROJECT SUMMARIES

Summary of Active Project Budgets by Funding Source

Funding Source:	Budget at 12/31/2011	2012 Approp	Total Budget	% Active Projects
Resource Enhancement Program	2,031,042	0	2,031,042	0.91 %
Ridge Trail WW Bond	308,800	0	308,800	0.13 %
River Parkways/Resources Agency	1,495,000	0	1,495,000	0.67 %
San Francisco Water Dist/PUC	2,025,000	0	2,025,000	0.91 %
Sibley Volcanic Zone of Benefit	7,000	0	7,000	0.00 %
Stewardship Council	65,000	0	65,000	0.02 %
TEA: Rec. Trails Program	200,000	0	200,000	0.08 %
Two Co. Lighting & Landscape	903,093	0	903,093	0.40 %
U.S. Dept of Trans-TIGER II	1,100,000	0	1,100,000	0.49 %
U.S. Fish & Wildlife Service	265,593	0	265,593	0.11 %
US Forest Service	51,114	0	51,114	0.02 %
Vargas Plateau WW Bond	463,779	0	463,779	0.20 %
Vasco Caves WW Bond	439,950	0	439,950	0.19 %
W.Contra Costa Trans Adv Comm	500,000	0	500,000	0.22 %
Wildcat Canyon WW Bond	910,000	0	910,000	0.40 %
	208,416,528	13,890,380	222,306,908	100.00 %

2012-2016 PROJECTS

ACTIVE PROJECTS

Alameda Shoreline (Naval Station)

Project: 100200

Description: Site improvements: Beach restoration work.

Managed By: Design & Construction

Type: Public access

Operating Impact: No changes to revenue or costs anticipated.

Funding Source:	Budget at 12/31/2011	2012 Approp	Total Budget
Measure AA Bond	147,017	0	147,017
Project Total:	<u>147,017</u>	<u>0</u>	<u>147,017</u>

5 Year Expenditure Plan	Expend to Date	2012	2013	2014	2015/2016
	47,152	99,865	0	0	0

Project: 129400

Description: Continue phase 1 improvements. Develop half mile segment of Bay Trail at Alameda Point, from Encinal High School to the USS Hornet. Clean-up, site security and construction of a segment of the Bay Trail (Triangle Parcel).

Managed By: Design & Construction

Type: Public access

Operating Impact: Anticipated First Year of Operation: 2015
 Operating Fund Source: General Fund
 New Revenue: \$0 Start Up Cost: \$25,000
 Personnel: .66 FTE Annual Operating Cost: \$97,935

Funding Source:	Budget at 12/31/2011	2012 Approp	Total Budget
Measure AA Bond	102,982	0	102,982
General Fund	61,858	0	61,858
Park & Rec Prop 12 Per Capita	100,000	0	100,000
Park & Rec Prop 12 RZH Per Cap	150,000	0	150,000
Project Total:	<u>414,841</u>	<u>0</u>	<u>414,841</u>

5 Year Expenditure Plan	Expend to Date	2012	2013	2014	2015/2016
	380,651	34,190	0	0	0

2012-2016 PROJECTS

ACTIVE PROJECTS

Alamo Canal Trail

Project: 540901

Description: Hire consultant to develop plans, specifications and estimate for construction of 580 Undercrossing in Dublin. Project expected to complete in 2012 but operating funds for personnel and supplies is deferred to 2015.

Managed By: Trails

Type: Infrastructure

Operating Impact: Anticipated First Year of Operation: 2012

Operating Fund Source: General Fund

New Revenue: \$0 Start Up Cost: \$0

Personnel: .10 FTE Annual Operating Cost \$15,396

Funding Source:	Budget at 12/31/2011	2012 Approp	Total Budget
General Fund	5,000	0	5,000
City of Pleasanton Coop	147,500	0	147,500
Ala Co Tran Imprv Auth Meas B	235,000	0	235,000
City of Dublin COOP	47,500	0	47,500
Alamo Canal WW Bond	50,000	0	50,000
Project Total:	<u>485,000</u>	<u>0</u>	<u>485,000</u>

5 Year Expenditure Plan	Expend to Date	2012	2013	2014	2015/2016
	431,634	53,366	0	0	0

2012-2016 PROJECTS

ACTIVE PROJECTS

Anthony Chabot Regional Park

Project: 150000

Description: Replace chemical toilets with vault toilets in the group camp areas.

Managed By: Design & Construction

Type: Infrastructure

Operating Impact: No changes to revenue or costs anticipated.

Funding Source:	Budget at 12/31/2011	2012 Approp	Total Budget
Measure CC Property Tax	124,320	0	124,320
Project Total:	<u>124,320</u>	<u>0</u>	<u>124,320</u>

5 Year Expenditure Plan	Expend to Date	2012	2013	2014	2015/2016
	8,321	0	115,999	0	0

Project: 507100

Description: Replace 10 chemical toilets with vault toilets-to reduce the pumping cost and improve visitor convenience.

Managed By: Maintenance

Type: Infrastructure

Operating Impact: No changet to revenue or costs anticipated.

Funding Source:	Budget at 12/31/2011	2012 Approp	Total Budget
Measure CC Property Tax	0	150,000	150,000
Project Total:	<u>0</u>	<u>150,000</u>	<u>150,000</u>

5 Year Expenditure Plan	Expend to Date	2012	2013	2014	2015/2016
	0	150,000	0	0	0

Project: 541200

Description: Create fuel break to reduce wildfire hazard.

Managed By: Fire Dept

Type: Resource protection

Operating Impact: No changes to revenue or costs anticipated.

Funding Source:	Budget at 12/31/2011	2012 Approp	Total Budget
Measure CC Property Tax	421,563	177,050	598,613
Project Total:	<u>421,563</u>	<u>177,050</u>	<u>598,613</u>

5 Year Expenditure Plan	Expend to Date	2012	2013	2014	2015/2016
	331,247	25,786	23,200	187,500	30,880

2012-2016 PROJECTS

ACTIVE PROJECTS

Anthony Chabot Regional Park - continued

Project: 541300

Description: Create fuel break to reduce wildfire hazard

Managed By: Fire Dept

Type: Resource protection

Operating Impact: No changes to revenue or costs anticipated.

Funding Source:	Budget at 12/31/2011	2012 Approp	Total Budget
Measure CC Property Tax	430,033	431,900	861,933
Project Total:	<u>430,033</u>	<u>431,900</u>	<u>861,933</u>

5 Year Expenditure Plan	Expend to Date	2012	2013	2014	2015/2016
	282,408	452,000	62,500	49,700	15,325

Project: 551800

Description: Replace four Bort Meadows chemical toilets with vault disabled accessible toilets.

Managed By: Design & Construction

Type: Infrastructure

Operating Impact: No changes to revenue or costs anticipated.

Funding Source:	Budget at 12/31/2011	2012 Approp	Total Budget
Measure CC Property Tax	50,000	0	50,000
Project Total:	<u>50,000</u>	<u>0</u>	<u>50,000</u>

5 Year Expenditure Plan	Expend to Date	2012	2013	2014	2015/2016
	0	50,000	0	0	0

2012-2016 PROJECTS

ACTIVE PROJECTS

Ardenwood Regional Preserve

Project: 147700

Description: Upgrade electrical system for Ardenwood Center.

Managed By: Design & Construction

Type: Infrastructure

Operating Impact: No changes to revenue or costs anticipated.

Funding Source:	Budget at 12/31/2011	2012 Approp	Total Budget
Ardenwood WW Bond	100,000	0	100,000
Project Total:	<u>100,000</u>	<u>0</u>	<u>100,000</u>

5 Year Expenditure Plan	Expend to Date	2012	2013	2014	2015/2016
	<u>1,219</u>	<u>89,211</u>	<u>9,570</u>	<u>0</u>	<u>0</u>

Project: 501900

Description: Design review and provide secondary inspection for the railroad car barn.

Managed By: Design & Construction

Type: Infrastructure

Operating Impact: No changes to revenue or costs anticipated.

Funding Source:	Budget at 12/31/2011	2012 Approp	Total Budget
General Fund	20,000	0	20,000
Project Total:	<u>20,000</u>	<u>0</u>	<u>20,000</u>

5 Year Expenditure Plan	Expend to Date	2012	2013	2014	2015/2016
	<u>3,295</u>	<u>11,523</u>	<u>5,182</u>	<u>0</u>	<u>0</u>

2012-2016 PROJECTS

ACTIVE PROJECTS

Bay Area Ridge Trail

Project: 234300

Description: Bay Area Ridge Trail Feeder 1 Acquisition

Managed By: Land

Type: Land acquisition

Operating Impact: No changes to revenue or costs anticipated.

Funding Source:	Budget at 12/31/2011	2012 Approp	Total Budget
Measure AA Bond	25,000	0	25,000
CA Coastal Conservancy	10,060	0	10,060
Project Total:	<u>35,060</u>	<u>0</u>	<u>35,060</u>

5 Year Expenditure Plan	Expend to Date	2012	2013	2014	2015/2016
	29,888	5,172	0	0	0

2012-2016 PROJECTS

ACTIVE PROJECTS

Bay Point Regional Shoreline

Project: 142200

Description: Develop new staging area with access road improvements, security lighting and public amenities.

Managed By: Design & Construction

Type: Public access

Operating Impact: No changes to revenue or costs anticipated.

Funding Source:	Budget at 12/31/2011	2012 Approp	Total Budget
Measure AA Bond	245,000	0	245,000
General Fund	5,425	0	5,425
Park & Rec Prop 40 Per Capita	427,916	0	427,916
Project Total:	<u>678,342</u>	<u>0</u>	<u>678,342</u>

5 Year Expenditure Plan	Expend to Date	2012	2013	2014	2015/2016
	651,205	0	0	27,137	0

Project: 213901

Description: Safety and security for newly acquired property-Farrell.

Managed By: Land

Type: Safety & security

Operating Impact: No changes to revenue or costs anticipated.

Funding Source:	Budget at 12/31/2011	2012 Approp	Total Budget
Measure AA Bond	104,640	0	104,640
Project Total:	<u>104,640</u>	<u>0</u>	<u>104,640</u>

5 Year Expenditure Plan	Expend to Date	2012	2013	2014	2015/2016
	48,259	56,380	0	0	0

2012-2016 PROJECTS

ACTIVE PROJECTS

Big Break Regional Shoreline - continued

Project: 104802

Description: The recently completed Delta Discovery Experience is located on the water's edge and provides an amphitheater and interactive outdoor exhibit for use in educating families and young students about the Delta environment in an open air environment. The interpretive center piece of the Discovery area is a colorful scale model of the adjacent Delta watershed area. Family picnicking and play spaces have also been provided.

Managed By: Design & Construction

Type: Public Access

Operating Impact: No changes to revenue or costs anticipated.

Funding Source:	Budget at 12/31/2011	2012 Approp	Total Budget
General Fund	123,007	0	123,007
CA Coastal Conservancy	400,000	0	400,000
Park & Rec Prop 40 Per Capita	64,667	0	64,667
River Parkways/Resources Agency	1,455,200	0	1,455,200
	<u>2,042,874</u>	<u>0</u>	<u>2,042,874</u>

5 Year Expenditure Plan	Expend to Date	2012	2013	2014	2015/2016
	2,042,874	0	0	0	0



This aerial view of the Delta Discovery Experience facility includes the pier, shade structures, kayak building and meadows. The interactive, scale model map in the center is the project's most recent feature. The map details (top photos) the San Francisco/San Joaquin Delta, a 1,680 square mile estuary.

2012-2016 PROJECTS

ACTIVE PROJECTS

Big Break Regional Shoreline - continued

Project: 104803

Description: The Big Break Visitor Center building will provide enclosed spaces for interpretive exhibits, user orientation, meetings and interpretive staff offices. Three Project Frog modules totaling 5,500 square feet are being fabricated and installed under this contract including foundations, footings, interior utility systems and rooftop solar panels.

Managed By: Design & Construction

Type: Public Access

Operating Impact: Anticipated First Year of Operation: 2012

Operating Fund Source: General Fund

New Revenue: \$10,000 Start Up Cost: \$40,000

Personnel: 1.6 FTE Annual Operating Cost: \$210,402

Funding Source:		Budget at 12/31/2011	2012 Approp	Total Budget
General Fund		41,922	0	41,922
Park & Rec Var Special Approp		2,500,000	0	2,500,000
Big Break WW Bond		2,420,000	0	2,420,000
		<u>4,961,922</u>	<u>0</u>	<u>4,961,922</u>

5 Year Expenditure Plan	Expend to Date	2012	2013	2014	2015/2016
		4,600,819	361,103	0	0



The Big Break Visitor Center will be located next to the Big Break staging area and trail.



Construction is underway.

2012-2016 PROJECTS

ACTIVE PROJECTS

Big Break Regional Shoreline - continued

Project: 104805

Description: Purchase and install exhibits in the Big Break Visitor Center.

Managed By: Interpretation/Recreation

Type: Public access

Operating Impact: No changes to revenue or costs anticipated.

Funding Source:	Budget at 12/31/2011	2012 Approp	Total Budget
E Contra Costa Cnty LLD	0	100,000	100,000
Project Total:	<u>0</u>	<u>100,000</u>	<u>100,000</u>

5 Year Expenditure Plan	Expend to Date	2012	2013	2014	2015/2016
	0	100,000	0	0	0

Project: 137700

Description: Develop a pedestrian bridge over the Contra Costa flood control channel with a trail connection east to Piper Lane.

Managed By: Design & Construction

Type: Infrastructure

Operating Impact: No changes to revenue or costs anticipated.

Funding Source:	Budget at 12/31/2011	2012 Approp	Total Budget
General Fund	534	0	534
TEA: Rec. Trails Program	200,000	0	200,000
Land & Water Conservation Fund	189,563	0	189,563
CC Trans Authority Trails Prog	350,940	0	350,940
Park & Rec Prop 40 Per Capita	45,333	0	45,333
River Parkways/Resources Agency	39,800	0	39,800
Project Total:	<u>826,170</u>	<u>0</u>	<u>826,170</u>

5 Year Expenditure Plan	Expend to Date	2012	2013	2014	2015/2016
	826,170	0	0	0	0

2012-2016 PROJECTS

ACTIVE PROJECTS

Big Break Regional Shoreline - continued

Project: 599904

Description: Architectural revision to Big Break Science Center building.

Managed By: Design & Construction

Type: Public access

Operating Impact: No changes to revenue or costs anticipated.

Funding Source:	Budget at 12/31/2011	2012 Approp	Total Budget		
General Fund	10,000	0	10,000		
Project Total:	10,000	0	10,000		
5 Year Expenditure Plan	Expend to Date	2012	2013	2014	2015/2016
	700	9,300	0	0	0

2012-2016 PROJECTS

ACTIVE PROJECTS

Black Diamond Regional Preserve

Project: 120400

Description: Rehabilitate the Rose Hill Cemetery.

Managed By: Park Operations

Type: Public access

Operating Impact: No changes to revenue or costs anticipated.

Funding Source:	Budget at 12/31/2011	2012 Approp	Total Budget
Measure AA Bond	20,000	0	20,000
Coastal Cons Designated 2000	29,550	0	29,550
Project Total:	<u>49,550</u>	<u>0</u>	<u>49,550</u>

5 Year Expenditure Plan	<u>Expend to Date</u>	<u>2012</u>	<u>2013</u>	<u>2014</u>	<u>2015/2016</u>
	43,752	5,798	0	0	0

2012-2016 PROJECTS

ACTIVE PROJECTS

Black Diamond Regional Preserve - continued

Project: 121000

Description: In 2006, a federal state of emergency was declared due to damage caused by severe winter storms in multiple California counties. The office of Federal Emergency Management Administration (FEMA) authorized funding for replacement of the entry portal and repair of the adit damaged by this storm. Mining Operations and Design and Construction are working cooperatively to affect the design and implementation. Work includes grading the adit floor to improve clearance, installation of a soil nail wall and facing, rock stabilization work, construction of concrete retaining walls and other related work. When complete the Greathouse Portal entry will once again be made safe for public access.

Managed By: Park Operations

Type: Resource Protection

Operating Impact: No changes to revenue or costs anticipated.

Funding Source:		Budget at 12/31/2011	2012 Approp	Total Budget
General Fund		104,758	0	104,758
FEMA DR-1628 Large Prj >57,500		850,213	0	850,213
		954,971	0	954,971

5 Year Expenditure Plan	Expend to Date	2012	2013	2014	2015/2016
	847,482	107,489	0	0	0



The replacement of the Greathouse Portal is underway (above); the portal serves as the entry to the mine's visitor center.



Members of the public can tour the Hazel/Atlas Mine, walking 950 feet into the mine to see mine workings, ore chutes, and ancient geological features.

2012-2016 PROJECTS

ACTIVE PROJECTS

Black Diamond Regional Preserve - continued

Project: 121001

Description: Mine shaft improvements.

Managed By: Park Operations

Type: Safety & security

Operating Impact: No changes to revenue or costs anticipated.

Funding Source:	Budget at 12/31/2011	2012 Approp	Total Budget		
General Fund	200,000	0	200,000		
Project Total:	200,000	0	200,000		
5 Year Expenditure Plan	Expend to Date	2012	2013	2014	2015/2016
	0	1,000	21,000	178,000	0

2012-2016 PROJECTS

ACTIVE PROJECTS

Black Diamond Regional Preserve - continued

Project: 121100

Description: Survey, engineer, review, construct, manage and inspect historic mine development.

Managed By: Park Operations

Type: Public access

Operating Impact: No changes to revenue or costs anticipated.

Funding Source:	Budget at 12/31/2011	2012 Approp	Total Budget
Measure AA Bond	162,768	0	162,768
General Fund	138,017	0	138,017
Coastal Cons Designated 2000	492,500	0	492,500
Project Total:	<u>793,285</u>	<u>0</u>	<u>793,285</u>

5 Year Expenditure Plan	Expend to Date	2012	2013	2014	2015/2016
	750,993	10,000	2,000	30,292	0

Project: 145900

Description: Design, construct and inspect two level wooden stairway at Stope 4 over two stages.

Managed By: Design & Construction

Type: Infrastructure

Operating Impact: No changes to revenue or costs anticipated.

Funding Source:	Budget at 12/31/2011	2012 Approp	Total Budget
General Fund	5,000	0	5,000
Project Total:	<u>5,000</u>	<u>0</u>	<u>5,000</u>

5 Year Expenditure Plan	Expend to Date	2012	2013	2014	2015/2016
	0	2,500	2,500	0	0

Project: 146500

Description: Liberty Union School District to design and construct the rehabilitation of a pond and resource protection fencing on Park District land for mitigation purposes. District to review plans and provide secondary inspections.

Managed By: Design & Construction

Type: Resource protection

Operating Impact: No changes to revenue or costs anticipated.

Funding Source:	Budget at 12/31/2011	2012 Approp	Total Budget
General Fund	10,000	0	10,000
Project Total:	<u>10,000</u>	<u>0</u>	<u>10,000</u>

5 Year Expenditure Plan	Expend to Date	2012	2013	2014	2015/2016
	0	2,000	2,000	2,000	4,000

2012-2016 PROJECTS

ACTIVE PROJECTS

Black Diamond Regional Preserve - continued

Project: 172000

Description: Historic Site Assessment and Restoration Project.

Managed By: Park Operations

Type: General

Operating Impact: No changes to revenue or costs anticipated.

Funding Source:	Budget at 12/31/2011	2012 Approp	Total Budget
General Fund	25,000	0	25,000
Project Total:	<u>25,000</u>	<u>0</u>	<u>25,000</u>

5 Year Expenditure Plan	Expend to Date	2012	2013	2014	2015/2016
	0	12,500	12,500	0	0

Project: 208501

Description: Safety and security phase for the newly acquired property -Clayton Ranch.

Managed By: Park Operations

Type: Safety & security

Operating Impact: Anticipated First Year Of Operation: 2012

Operating Fund Source: General Fund

New Revenue: \$0 Start Up Cost: \$40,000

Personnel: 1.09 FTE Annual Operating Cost:\$183,735

Funding Source:	Budget at 12/31/2011	2012 Approp	Total Budget
Measure AA Bond Interest	122,182	0	122,182
Project Total:	<u>122,182</u>	<u>0</u>	<u>122,182</u>

5 Year Expenditure Plan	Expend to Date	2012	2013	2014	2015/2016
	57,337	64,844	0	0	0

Project: 214701

Description: Safety and security for acquired property-ANG/Eastern Development Corporation.

Managed By: Maintenance

Type: Land acquisition

Operating Impact: No changes to revenue or costs anticipated.

Funding Source:	Budget at 12/31/2011	2012 Approp	Total Budget
Black Diamond WW Bnd	134,200	0	134,200
Project Total:	<u>134,200</u>	<u>0</u>	<u>134,200</u>

5 Year Expenditure Plan	Expend to Date	2012	2013	2014	2015/2016
	4,300	129,900	0	0	0

2012-2016 PROJECTS

ACTIVE PROJECTS

Black Diamond Regional Preserve - continued

Project: 215201

Description: Chaparral Spring safety and security. Funds will used for fencing and clean-up of the acquired property.

Managed By: Park Operations

Type: Safety & security

Operating Impact: No changes to revenue and cost anticipated.

Funding Source:	Budget at 12/31/2011	2012 Approp	Total Budget
Measure AA Bond Interest	32,000	0	32,000
Project Total:	<u>32,000</u>	<u>0</u>	<u>32,000</u>

5 Year Expenditure Plan	Expend to Date	2012	2013	2014	2015/2016
	16,608	15,392	0	0	0

Project: 219101

Description: Road repair and weed abatement for newly acquired property -Irish Canyon.

Managed By: Park Operations

Type: Land acquisition

Operating Impact: No changes to revenue or costs anticipated.

Funding Source:	Budget at 12/31/2011	2012 Approp	Total Budget
Black Diamond WW Bnd	13,500	0	13,500
Project Total:	<u>13,500</u>	<u>0</u>	<u>13,500</u>

5 Year Expenditure Plan	Expend to Date	2012	2013	2014	2015/2016
	0	0	5,000	5,000	3,500

Project: 231900

Description: Plog property acquisition.

Managed By: Land

Type: Land acquisition

Operating Impact: No changes to revenue or costs anticipated.

Funding Source:	Budget at 12/31/2011	2012 Approp	Total Budget
Measure AA Bond Interest	25,000	0	25,000
Black Diamond WW Bnd	25,000	0	25,000
Project Total:	<u>50,000</u>	<u>0</u>	<u>50,000</u>

5 Year Expenditure Plan	Expend to Date	2012	2013	2014	2015/2016
	35,441	14,559	0	0	0

2012-2016 PROJECTS

ACTIVE PROJECTS

Black Diamond Regional Preserve - continued

Project: 234400

Description: Antioch Unified School District/Moller property acquisition.

Managed By: Land

Type: Land acquisition

Operating Impact: No changes to revenue or costs anticipated.

Funding Source:	Budget at 12/31/2011	2012 Approp	Total Budget
Measure AA Bond	23,863	0	23,863
Measure AA Bond Interest	11,137	0	11,137
Black Diamond WW Bnd	56,900	0	56,900
Project Total:	<u>91,900</u>	<u>0</u>	<u>91,900</u>

5 Year Expenditure Plan	Expend to Date	2012	2013	2014	2015/2016
	48,840	43,060	0	0	0

Project: 234401

Description: Safety and security phase of acquired property-Antioch Unified School District/Moller.

Managed By: Park Operations

Type: Safety & security

Operating Impact: No changes to revenue or costs anticipated.

Funding Source:	Budget at 12/31/2011	2012 Approp	Total Budget
Black Diamond WW Bnd	157,000	0	157,000
Project Total:	<u>157,000</u>	<u>0</u>	<u>157,000</u>

5 Year Expenditure Plan	Expend to Date	2012	2013	2014	2015/2016
	0	157,000	0	0	0

Project: 235200

Description: Barron property acquisition.

Managed By: Land

Type: Land acquisition

Operating Impact: No changes to revenue or costs anticipated.

Funding Source:	Budget at 12/31/2011	2012 Approp	Total Budget
Fed-Land Habitat Conservatn PI	1,328,670	0	1,328,670
Land-Habitat Conservation Plan	988,930	0	988,930
Black Diamond WW Bnd	681,200	0	681,200
Project Total:	<u>2,998,800</u>	<u>0</u>	<u>2,998,800</u>

5 Year Expenditure Plan	Expend to Date	2012	2013	2014	2015/2016
	2,989,584	9,216	0	0	0

2012-2016 PROJECTS

ACTIVE PROJECTS

Black Diamond Regional Preserve - continued

Project: 235201

Description: Safety and Security phase of newly acquired property-Barron.

Managed By: Park Operations

Type: Land acquisition

Operating Impact: No changes to revenue or costs anticipated.

Funding Source:	Budget at 12/31/2011	2012 Approp	Total Budget
Black Diamond WW Bnd	80,000	0	80,000
Project Total:	<u>80,000</u>	<u>0</u>	<u>80,000</u>

5 Year Expenditure Plan	Expend to Date	2012	2013	2014	2015/2016
	0	0	2,500	10,000	67,500

Project: 235400

Description: Austin-Thomas property acquisition.

Managed By: Land

Type: Land acquisition

Operating Impact: No changes to revenue or costs anticipated.

Funding Source:	Budget at 12/31/2011	2012 Approp	Total Budget
Fed-Land Habitat Conservatn PI	2,111,634	0	2,111,634
Land-Habitat Conservation Plan	1,867,966	0	1,867,966
Black Diamond WW Bnd	557,400	0	557,400
Project Total:	<u>4,537,000</u>	<u>0</u>	<u>4,537,000</u>

5 Year Expenditure Plan	Expend to Date	2012	2013	2014	2015/2016
	4,485,245	51,755	0	0	0

Project: 235401

Description: Safety & Security phase of newly acquired Austin-Thomas property.

Managed By: Park Operations

Type: Safety & security

Operating Impact: No changes to revenue or costs anticipated.

Funding Source:	Budget at 12/31/2011	2012 Approp	Total Budget
Black Diamond WW Bnd	107,500	0	107,500
Project Total:	<u>107,500</u>	<u>0</u>	<u>107,500</u>

5 Year Expenditure Plan	Expend to Date	2012	2013	2014	2015/2016
	0	107,500	0	0	0

2012-2016 PROJECTS

ACTIVE PROJECTS

Black Diamond Regional Preserve - continued

Project: 236100

Description: Affinito property acquisition.

Managed By: Land

Type: Land acquisition

Operating Impact: No changes to revenue or costs anticipated.

Funding Source:	Budget at 12/31/2011	2012 Approp	Total Budget
Fed-Land Habitat Conservatn PI	1,005,750	0	1,005,750
Land-Habitat Conservation Plan	1,005,750	0	1,005,750
Black Diamond WW Bnd	277,950	0	277,950
Project Total:	<u>2,289,450</u>	<u>0</u>	<u>2,289,450</u>

5 Year Expenditure Plan	Expend to Date	2012	2013	2014	2015/2016
	260,991	2,028,459	0	0	0

Project: 236101

Description: Safety and security phase of newly acquired property-Affinito.

Managed By: Park Operations

Type: Safety & security

Operating Impact: No changes to revenue or costs anticipated.

Funding Source:	Budget at 12/31/2011	2012 Approp	Total Budget
Land Funds Private Party	150,000	0	150,000
Black Diamond WW Bnd	75,000	0	75,000
Project Total:	<u>225,000</u>	<u>0</u>	<u>225,000</u>

5 Year Expenditure Plan	Expend to Date	2012	2013	2014	2015/2016
	0	225,000	0	0	0

Project: 521000

Description: Black Diamond Mine requires ongoing repairs to keep public access safe. Funds from this project are used to secure mine shafts and fissures that occur unpredictably.

Managed By: Park Operations

Type: Public access

Operating Impact: No changes to revenue or costs anticipated.

Funding Source:	Budget at 12/31/2011	2012 Approp	Total Budget
General Fund	100,000	0	100,000
Project Total:	<u>100,000</u>	<u>0</u>	<u>100,000</u>

5 Year Expenditure Plan	Expend to Date	2012	2013	2014	2015/2016
	4,457	95,542	0	0	0

2012-2016 PROJECTS

ACTIVE PROJECTS

Black Diamond Regional Preserve - continued

Project: 552400

Description: Fund extension of one 9-month Park Ranger II to a 12-month assignment to facilitate interim management activities, including: trespass and dumping prevention/response, grazing and the protection of natural resources in the area.

Managed By: Park Operations

Type: Resource protection

Operating Impact: No changes to revenue or costs anticipated.

Funding Source:		Budget at 12/31/2011	2012 Approp	Total Budget	
Land-Habitat Conservation Plan		25,000	0	25,000	
Project Total:		<u>25,000</u>	<u>0</u>	<u>25,000</u>	
5 Year Expenditure Plan	Expend to Date	2012	2013	2014	2015/2016
	13,632	11,368	0	0	0

2012-2016 PROJECTS

ACTIVE PROJECTS

Black Diamond Center

Project: 101200

Description: Develop museum to archive Black Diamond Mine memorabilia and artifacts.

Managed By: Park Operations

Type: Public access

Operating Impact: No changes to revenue or costs anticipated.

Funding Source:	Budget at 12/31/2011	2012 Approp	Total Budget
General Fund	70,000	0	70,000
Project Total:	<u>70,000</u>	<u>0</u>	<u>70,000</u>

5 Year Expenditure Plan	Expend to Date	2012	2013	2014	2015/2016
	5,900	4,000	1,000	59,099	0

Project: 115501

Description: Plant trees to improve park.

Managed By: Park Operations

Type: Infrastructure

Operating Impact: No changes to revenue or costs anticipated.

Funding Source:	Budget at 12/31/2011	2012 Approp	Total Budget
Developer Grants	50,000	0	50,000
Project Total:	<u>50,000</u>	<u>0</u>	<u>50,000</u>

5 Year Expenditure Plan	Expend to Date	2012	2013	2014	2015/2016
	48,937	1,063	0	0	0

2012-2016 PROJECTS

ACTIVE PROJECTS

Black Diamond To Round Valley Trail

Project: 216301

Description: Safety and security phase of the newly acquired property for costs of fencing and well closure-Fox Ridge Manor.

Managed By: Park Operations

Type: Safety & security

Operating Impact: No changes to revenue or costs anticipated.

Funding Source:	Budget at 12/31/2011	2012 Approp	Total Budget
Measure AA Bond Interest	40,500	0	40,500
Project Total:	<u>40,500</u>	<u>0</u>	<u>40,500</u>

5 Year Expenditure Plan	Expend to Date	2012	2013	2014	2015/2016
	<u>0</u>	<u>0</u>	<u>0</u>	<u>30,000</u>	<u>10,500</u>

Brazil Room

Project: 139400

Description: Replace the hardwood flooring to enhance the rental facility and install new ceiling treatment.

Managed By: Maintenance

Type: Infrastructure

Operating Impact: No changes to revenue or costs anticipated.

Funding Source:		Budget at 12/31/2011	2012 Approp	Total Budget	
General Fund		60,000	0	60,000	
Project Total:		<u>60,000</u>	<u>0</u>	<u>60,000</u>	
5 Year Expenditure Plan	Expend to Date	2012	2013	2014	2015/2016
	<u>55,696</u>	<u>4,304</u>	<u>0</u>	<u>0</u>	<u>0</u>

2012-2016 PROJECTS

ACTIVE PROJECTS

Briones Regional Park

Project: 101700

Description: Build an overnight camping facility.

Managed By: Park Operations

Type: Public access

Operating Impact: Anticipated First Year Of Operation: 2016

Operating Fund Source: General Fund

New Revenue: \$0 Start Up Cost: \$ 0

Personnel: .36 FTE Annual Operating Cost:\$ 57,460

Funding Source:	Budget at 12/31/2011	2012 Approp	Total Budget
Measure AA Bond	50,000	0	50,000
Project Total:	<u>50,000</u>	<u>0</u>	<u>50,000</u>

5 Year Expenditure Plan	Expend to Date	2012	2013	2014	2015/2016
	952	49,048	0	0	0

Project: 216701

Description: Install fencing, gates and clean-up acquired land.

Managed By: Park Operations

Type: Safety & security

Operating Impact: No changes to revenue or costs anticipated.

Funding Source:	Budget at 12/31/2011	2012 Approp	Total Budget
Measure AA Bond Interest	52,000	0	52,000
Project Total:	<u>52,000</u>	<u>0</u>	<u>52,000</u>

5 Year Expenditure Plan	Expend to Date	2012	2013	2014	2015/2016
	0	0	0	2,000	50,000

Project: 217701

Description: Security and clean-up of the newly acquired property -Remington Ranch.

Managed By: Park Operations

Type: Land acquisition

Operating Impact: No changes to revenue or costs anticipated.

Funding Source:	Budget at 12/31/2011	2012 Approp	Total Budget
Briones WW Bond	61,500	0	61,500
Project Total:	<u>61,500</u>	<u>0</u>	<u>61,500</u>

5 Year Expenditure Plan	Expend to Date	2012	2013	2014	2015/2016
	0	0	10,000	10,000	41,500

2012-2016 PROJECTS

ACTIVE PROJECTS

Briones Regional Park - continued

Project: 503100

Description: Study alignment options for roadway widening and determine right-of-way needed to effect improvements.

Managed By: Design & Construction

Type: Infrastructure

Operating Impact: No changes to revenue or costs anticipated.

Funding Source:	Budget at 12/31/2011	2012 Approp	Total Budget		
General Fund	10,000	0	10,000		
Briones WW Bond	100,000	0	100,000		
Project Total:	<u>110,000</u>	<u>0</u>	<u>110,000</u>		

5 Year Expenditure Plan	Expend to Date	2012	2013	2014	2015/2016
	48,770	61,230	0	0	0

2012-2016 PROJECTS

ACTIVE PROJECTS

Briones To Las Trampas Regional Trail

Project: 222401

Description: Build bridge to allow District employees access for fire fuel maintenance.

Managed By: Land

Type: Safety & security

Operating Impact: No changes to revenue or costs anticipated.

Funding Source:	Budget at 12/31/2011	2012 Approp	Total Budget
Measure AA Bond	22,471	0	22,471
Land Funds Private Party	25,000	0	25,000
Project Total:	<u>47,471</u>	<u>0</u>	<u>47,471</u>

5 Year Expenditure Plan	<u>Expend to Date</u>	<u>2012</u>	<u>2013</u>	<u>2014</u>	<u>2015/2016</u>
	0	0	47,471	0	0

Project: 547800

Description: Erosion repair.

Managed By: Maintenance

Type: Public access

Operating Impact: No changes to revenue or costs anticipated.

Funding Source:	Budget at 12/31/2011	2012 Approp	Total Budget
FEMA DR-1628 Small Projects	302,391	0	302,391
Project Total:	<u>302,391</u>	<u>0</u>	<u>302,391</u>

5 Year Expenditure Plan	<u>Expend to Date</u>	<u>2012</u>	<u>2013</u>	<u>2014</u>	<u>2015/2016</u>
	246,499	55,892	0	0	0

2012-2016 PROJECTS

ACTIVE PROJECTS

Brooks Island Regional Preserve

Project: 146800

Description: Install additional solar panels to serve caretaker's residence.

Managed By: Design & Construction

Type: Infrastructure

Operating Impact: No changes to revenue or costs anticipated.

Funding Source:	Budget at 12/31/2011	2012 Approp	Total Budget
Measure AA Bond	50,049	0	50,049
General Fund	10,000	0	10,000
Project Total:	<u>60,049</u>	<u>0</u>	<u>60,049</u>

5 Year Expenditure Plan	Expend to Date	2012	2013	2014	2015/2016
	56,065	3,984	0	0	0

Project: 550700

Description: Enhance Caspian Tern nesting area.

Managed By: Stewardship

Type: Resource protection

Operating Impact: No changes to revenue or costs anticipated.

Funding Source:	Budget at 12/31/2011	2012 Approp	Total Budget
Measure CC Property Tax	220,200	20,810	241,010
Project Total:	<u>220,200</u>	<u>20,810</u>	<u>241,010</u>

5 Year Expenditure Plan	Expend to Date	2012	2013	2014	2015/2016
	0	44,040	44,040	44,040	108,890

2012-2016 PROJECTS

ACTIVE PROJECTS

Brushy Peak Regional Preserve

Project: 124400

Description: Construct required access improvements, staging area and amenities.

Managed By: Maintenance

Type: Public access

Operating Impact: No changes to revenue or costs anticipated.

Funding Source:	Budget at 12/31/2011	2012 Approp	Total Budget
General Fund	703,000	0	703,000
GF-Livermore Area Recreation	93,479	0	93,479
Project Total:	<u>796,479</u>	<u>0</u>	<u>796,479</u>

5 Year Expenditure Plan	Expend to Date	2012	2013	2014	2015/2016
	757,739	38,740	0	0	0

Project: 170900

Description: Install two solar pump systems with tanks and three troughs to serve the Weaver and Dyer pastures. These range improvements will enhance water quality, wildlife habitat and improve native wildflower values.

Managed By: Stewardship

Type: Infrastructure

Operating Impact: No changes to revenue or costs anticipated.

Funding Source:	Budget at 12/31/2011	2012 Approp	Total Budget
Resource Enhancement Program	23,500	0	23,500
Project Total:	<u>23,500</u>	<u>0</u>	<u>23,500</u>

5 Year Expenditure Plan	Expend to Date	2012	2013	2014	2015/2016
	13,845	4,827	4,827	0	0

Project: 225400

Description: Ahmed property acquisition.

Managed By: Land

Type: Land acquisition

Operating Impact: No changes to revenue or costs anticipated.

Funding Source:	Budget at 12/31/2011	2012 Approp	Total Budget
General Fund	25,000	0	25,000
GF-Livermore Area Recreation	20,000	0	20,000
Project Total:	<u>45,000</u>	<u>0</u>	<u>45,000</u>

5 Year Expenditure Plan	Expend to Date	2012	2013	2014	2015/2016
	34,086	10,914	0	0	0

2012-2016 PROJECTS

ACTIVE PROJECTS

Brushy Peak Regional Preserve - continued

Project: 230700

Description: Murray Township property acquisition.

Managed By: Land

Type: Land acquisition

Operating Impact: No changes to revenue or costs anticipated.

Funding Source:	Budget at 12/31/2011	2012 Approp	Total Budget
General Fund	396,800	0	396,800
Project Total:	<u>396,800</u>	<u>0</u>	<u>396,800</u>

5 Year Expenditure Plan	Expend to Date	2012	2013	2014	2015/2016
	0	396,800	0	0	0

Project: 236700

Description: Farber Foundation property acquisition.

Managed By: Land

Type: Land acquisition

Operating Impact: No changes to revenue or cost anticipated.

Funding Source:	Budget at 12/31/2011	2012 Approp	Total Budget
General Fund	53,200	0	53,200
Altamont Landfill Open Spc Comm	1,000,000	0	1,000,000
City of Livermore	1,000,000	0	1,000,000
Resource Enhancement Program	692,500	0	692,500
Project Total:	<u>2,745,700</u>	<u>0</u>	<u>2,745,700</u>

5 Year Expenditure Plan	Expend to Date	2012	2013	2014	2015/2016
	2,710,626	35,074	0	0	0

2012-2016 PROJECTS

ACTIVE PROJECTS

Byron Vernal Pools

Project: 216800

Description: Souza III property acquisition.

Managed By: Land

Type: Land acquisition

Operating Impact: No changes to revenue or costs anticipated.

Funding Source:	Budget at 12/31/2011	2012 Approp	Total Budget
Land Funds Private Party	2,000,000	0	2,000,000
Fed-Land Habitat Conservatn PI	2,385,180	0	2,385,180
Land-Habitat Conservation Plan	42,400	0	42,400
Byron Vernal Pools WW Bnd	930,220	0	930,220
Project Total:	<u>5,357,800</u>	<u>0</u>	<u>5,357,800</u>

5 Year Expenditure Plan	Expend to Date	2012	2013	2014	2015/2016
	5,345,823	11,977	0	0	0

Project: 216801

Description: Safety & Security phase for the newly acquired property -Land Waste Management.

Managed By: Park Operations

Type: Safety & security

Operating Impact: No changes to revenue or costs anticipated.

Funding Source:	Budget at 12/31/2011	2012 Approp	Total Budget
Byron Vernal Pools WW Bnd	61,500	0	61,500
Project Total:	<u>61,500</u>	<u>0</u>	<u>61,500</u>

5 Year Expenditure Plan	Expend to Date	2012	2013	2014	2015/2016
	0	0	21,500	20,000	20,000

Project: 216901

Description: Safety and security for newly acquired property.

Managed By: Planning

Type: Safety & security

Operating Impact: No changes to revenue or costs anticipated.

Funding Source:	Budget at 12/31/2011	2012 Approp	Total Budget
Byron Vernal Pools WW Bnd	1,500	0	1,500
Project Total:	<u>1,500</u>	<u>0</u>	<u>1,500</u>

5 Year Expenditure Plan	Expend to Date	2012	2013	2014	2015/2016
	0	1,500	0	0	0

2012-2016 PROJECTS

ACTIVE PROJECTS

Byron Vernal Pools - continued

Project: 218201

Description: Safety and Security for newly acquired property located in the Vasco Caves Area.

Managed By: Planning

Type: Land acquisition

Operating Impact: No changes to revenue or costs anticipated.

Funding Source:	Budget at 12/31/2011	2012 Approp	Total Budget
Vasco Caves WW Bond	20,500	0	20,500
Project Total:	<u>20,500</u>	<u>0</u>	<u>20,500</u>

5 Year Expenditure Plan	Expend to Date	2012	2013	2014	2015/2016
	0	<u>20,500</u>	<u>0</u>	<u>0</u>	<u>0</u>

2012-2016 PROJECTS

ACTIVE PROJECTS

California Riding & Hiking Regional Trail

Project: 503600

Description: Provide design review & inspection service to the City of Berkeley. City of Berkeley to construct a new segment of the Bay Trail from University Avenue to the Berkeley Marina. Trail improvements to include trail paving, fencing and pedestrian bridge.

Managed By: Design & Construction

Type: Public access

Operating Impact: No changes to revenue or costs anticipated.

Funding Source:	Budget at 12/31/2011	2012 Approp	Total Budget		
General Fund	5,000	0	5,000		
Project Total:	5,000	0	5,000		
5 Year Expenditure Plan	Expend to Date	2012	2013	2014	2015/2016
	0	0	5,000	0	0

2012-2016 PROJECTS

ACTIVE PROJECTS

Camp Arroyo Recreation Area

Project: 114800

Description: Improve the waste management system.

Managed By: Maintenance

Type: Public access

Operating Impact: No changes to revenue or costs anticipated.

Funding Source:	Budget at 12/31/2011	2012 Approp	Total Budget		
Integrated Waste Management	200,000	0	200,000		
Project Total:	200,000	0	200,000		
5 Year Expenditure Plan	Expend to Date	2012	2013	2014	2015/2016
	200,000	0	0	0	0

2012-2016 PROJECTS

ACTIVE PROJECTS

Carquinez Strait Regional Shoreline

Project: 146900

Description: Replace existing light standards, conduit and conductors where damaged by wind and vandalism.

Managed By: Design & Construction

Type: Infrastructure

Operating Impact: No changes to revenue or costs anticipated.

Funding Source:	Budget at 12/31/2011	2012 Approp	Total Budget
Measure AA Bond	58,096	0	58,096
General Fund	13,306	0	13,306
Project Total:	<u>71,402</u>	<u>0</u>	<u>71,402</u>

5 Year Expenditure Plan	Expend to Date	2012	2013	2014	2015/2016
	71,402	0	0	0	0

Project: 219200

Description: Pacific Custom materials Inc. Acquisition.

Managed By: Land

Type: Land acquisition

Operating Impact: No changes to revenue or costs anticipated.

Funding Source:	Budget at 12/31/2011	2012 Approp	Total Budget
Measure AA Bond	36,302	0	36,302
Measure AA Bond Interest	11,698	0	11,698
Carquinez Strait WW Bond	250,000	0	250,000
Project Total:	<u>298,000</u>	<u>0</u>	<u>298,000</u>

5 Year Expenditure Plan	Expend to Date	2012	2013	2014	2015/2016
	51,269	246,731	0	0	0

Project: 226601

Description: Safety and security for newly acquired property-Schumann.

Managed By: Park Operations

Type: Safety & security

Operating Impact: No changes to revenue or costs anticipated.

Funding Source:	Budget at 12/31/2011	2012 Approp	Total Budget
Measure AA Bond Interest	20,000	0	20,000
Project Total:	<u>20,000</u>	<u>0</u>	<u>20,000</u>

5 Year Expenditure Plan	Expend to Date	2012	2013	2014	2015/2016
	16,571	3,429	0	0	0

2012-2016 PROJECTS

ACTIVE PROJECTS

Carquinez Strait Regional Shoreline - continued

Project: 503300

Description: Convert abandoned roadway to trail.

Managed By: Design & Construction

Type: Public access

Operating Impact: No changes to revenue or costs anticipated.

Funding Source:	Budget at 12/31/2011	2012 Approp	Total Budget		
General Fund	24,000	0	24,000		
Project Total:	24,000	0	24,000		
5 Year Expenditure Plan	Expend to Date	2012	2013	2014	2015/2016
	1,432	22,568	0	0	0

2012-2016 PROJECTS

ACTIVE PROJECTS

Claremont Canyon Regional Preserve

Project: 115800

Description: Develop Trailhead staging area, access to the canyon.

Managed By: Design & Construction

Type: Public access

Operating Impact: Anticipated First Year of Operation: 2013

Operating Fund Source: Measure CC

New Revenue: \$0 Start Up Cost: \$31,000

Personnel: .33 FTE Annual Operating Cost: \$71,496

Funding Source:	Budget at 12/31/2011	2012 Approp	Total Budget
Measure AA Bond	60,000	0	60,000
Project Total:	<u>60,000</u>	<u>0</u>	<u>60,000</u>

5 Year Expenditure Plan	Expend to Date	2012	2013	2014	2015/2016
	3,896	0	0	56,104	0

Project: 544200

Description: Monitor the endangered Whipsnake population.

Managed By: Stewardship

Type: Resource protection

Operating Impact: No changes to revenue or costs anticipated.

Funding Source:	Budget at 12/31/2011	2012 Approp	Total Budget
Measure CC Property Tax	75,000	45,000	120,000
Project Total:	<u>75,000</u>	<u>45,000</u>	<u>120,000</u>

5 Year Expenditure Plan	Expend to Date	2012	2013	2014	2015/2016
	25,024	9,995	9,995	9,995	64,991

2012-2016 PROJECTS

ACTIVE PROJECTS

Concord Naval Weapons Station

Project: 217900

Description: Land Waste Management property acquisition.

Managed By: Land

Type: Land acquisition

Operating Impact: No changes to revenue or costs anticipated.

Funding Source:	Budget at 12/31/2011	2012 Approp	Total Budget
Fed-Land Habitat Conservatn PI	1,872,500	0	1,872,500
Land-Habitat Conservation Plan	23,000	0	23,000
Concord Naval WW Bond	1,202,000	0	1,202,000
Project Total:	<u>3,097,500</u>	<u>0</u>	<u>3,097,500</u>

5 Year Expenditure Plan	Expend to Date	2012	2013	2014	2015/2016
	3,097,328	172	0	0	0

Project: 217901

Description: Safety and security for the newly acquired property-Land Waste Management.

Managed By: Park Operations

Type: Safety & security

Operating Impact: No changes to revenue or costs anticipated.

Funding Source:	Budget at 12/31/2011	2012 Approp	Total Budget
Concord Naval WW Bond	59,000	0	59,000
Project Total:	<u>59,000</u>	<u>0</u>	<u>59,000</u>

5 Year Expenditure Plan	Expend to Date	2012	2013	2014	2015/2016
	0	0	25,000	27,000	7,000

Project: 506200

Description: Upper Hess Creek Restoration from Concord Naval Weapon Station to Black Diamond Mines Trail.

Managed By: Land

Type: Resource protection

Operating Impact: No change to revenue or costs anticipated.

Funding Source:	Budget at 12/31/2011	2012 Approp	Total Budget
Land-Habitat Conservation Plan	609,290	0	609,290
Project Total:	<u>609,290</u>	<u>0</u>	<u>609,290</u>

5 Year Expenditure Plan	Expend to Date	2012	2013	2014	2015/2016
	602,499	6,791	0	0	0

2012-2016 PROJECTS

ACTIVE PROJECTS

Contra Costa Canal Regional Trail

Project: 147600

Description: Walnut Creek trail improvements from East to West: Citrus Ave to Oak Grove Rd, Oak Grove Rd to Bancroft Rd, Bancroft Rd to Briones, Briones to Mt. Diablo.

Managed By: Maintenance

Type: General

Operating Impact: No changes to revenue or costs anticipated.

Funding Source:	Budget at 12/31/2011	2012 Approp	Total Budget		
General Fund	60,000	0	60,000		
Project Total:	60,000	0	60,000		
5 Year Expenditure Plan	Expend to Date	2012	2013	2014	2015/2016
	9,201	50,799	0	0	0

2012-2016 PROJECTS

ACTIVE PROJECTS

Contra Costa Trails

Project: 507700

Description: Rehabilitatio of Contra Costa Canal Trail from Via Montanas to Treat Boulevard on land leased from the Contra Costa Water District.

Managed By: Maintenance

Type: Public access

Operating Impact: No changes to revenue or costs anticipated.

Funding Source:	Budget at 12/31/2011	2012 Approp	Total Budget
Contra Costa Trans Auth Meas J	306,000	0	306,000
Project Total:	<u>306,000</u>	<u>0</u>	<u>306,000</u>

5 Year Expenditure Plan	Expend to Date	2012	2013	2014	2015/2016
	0	306,000	0	0	0

2012-2016 PROJECTS

ACTIVE PROJECTS

Contra Loma Regional Park

Project: 501100

Description: Four year California Quail project consisting of 180,000 square feet of new wildlife corridor/habitat in Contra Loma , and public education and partnership for up to 6,000 participants.

Managed By: Stewardship

Type: Resource protection

Operating Impact: No changes to revenue or costs anticipated.

Funding Source:	Budget at 12/31/2011	2012 Approp	Total Budget
Regional Parks Foundation	40,000	0	40,000
Project Total:	<u>40,000</u>	<u>0</u>	<u>40,000</u>

5 Year Expenditure Plan	Expend to Date	2012	2013	2014	2015/2016
	7,577	6,568	6,568	6,568	12,719

Project: 505000

Description: Renovate swim lagoon.

Managed By: Park Operations

Type: General

Operating Impact: No changes to revenue or costs anticipated.

Funding Source:	Budget at 12/31/2011	2012 Approp	Total Budget
Private Party Grants	375,664	0	375,664
Project Total:	<u>375,664</u>	<u>0</u>	<u>375,664</u>

5 Year Expenditure Plan	Expend to Date	2012	2013	2014	2015/2016
	374,403	1,261	0	0	0

2012-2016 PROJECTS

ACTIVE PROJECTS

Coyote Hills Center

Project: 147800

Description: Design new visitor center.

Managed By: Design & Construction

Type: Public access

Operating Impact: No change to revenue or costs anticipated.

Funding Source:	Budget at 12/31/2011	2012 Approp	Total Budget
Coyote Hills WW Bond	75,000	0	75,000
Project Total:	<u>75,000</u>	<u>0</u>	<u>75,000</u>

5 Year Expenditure Plan	Expend to Date	2012	2013	2014	2015/2016
	<u>0</u>	<u>25,000</u>	<u>25,000</u>	<u>25,000</u>	<u>0</u>

2012-2016 PROJECTS

ACTIVE PROJECTS

Coyote Hills Regional Park

Project: 124800

Description: Install new water main for potable water service and fire fighting capacity at security residence.

Managed By: Design & Construction

Type: Infrastructure

Operating Impact: No changes to revenue or costs anticipated.

Funding Source:	Budget at 12/31/2011	2012 Approp	Total Budget
Measure AA Bond	40,000	0	40,000
General Fund	17,600	0	17,600
Private Party Grants	38,098	0	38,098
Project Total:	<u>95,698</u>	<u>0</u>	<u>95,698</u>

5 Year Expenditure Plan	Expend to Date	2012	2013	2014	2015/2016
	471	0	0	0	95,227

Project: 143900

Description: Facilitate construction of public access and recreational improvements within the Dumbarton Quarry site. Grading and some improvements will be provided by Dumbarton Quarry Assoc. prior to the District taking possession of the property. The park opening is delayed while the District identifies a water source to fill the quarry pit.

Managed By: Park Operations

Type: Public access

Operating Impact: Anticipated First Year of Operation: 2014
 Operating Fund Source: General Fund
 New Revenue: \$100,000 Start Up Cost: \$ 80,000
 Personnel: 4.02 FTE Annual Operating Cost:\$520,498

Funding Source:	Budget at 12/31/2011	2012 Approp	Total Budget
General Fund	5,000	0	5,000
Project Total:	<u>5,000</u>	<u>0</u>	<u>5,000</u>

5 Year Expenditure Plan	Expend to Date	2012	2013	2014	2015/2016
	0	2,500	2,500	0	0

Project: 225000

Description: Patterson Ranch property acquisition.

Managed By: Land

Type: Land acquisition

Operating Impact: No changes to revenue or costs anticipated.

Funding Source:	Budget at 12/31/2011	2012 Approp	Total Budget
Measure AA Bond	92,000	0	92,000
Project Total:	<u>92,000</u>	<u>0</u>	<u>92,000</u>

5 Year Expenditure Plan	Expend to Date	2012	2013	2014	2015/2016
	77,649	14,351	0	0	0

2012-2016 PROJECTS

ACTIVE PROJECTS

Coyote Hills Regional Park - continued

Project: 501400

Description: Three year Wetland project, consisting of improvement and conservation of wildlife habitat at Coyote Hills, public education and partnerships for up to 60,000 participants.

Managed By: Stewardship

Type: Resource protection

Operating Impact: No changes to revenue or costs anticipated.

Funding Source:	Budget at 12/31/2011	2012 Approp	Total Budget
Regional Parks Foundation	35,000	0	35,000
Project Total:	<u>35,000</u>	<u>0</u>	<u>35,000</u>

5 Year Expenditure Plan	Expend to Date	2012	2013	2014	2015/2016
	2,326	6,535	6,535	6,535	13,068

Project: 506800

Description: The grant funds will be used to provide 2 one week long camps each summer in 2012, 2013 and 2014.

Managed By: Recreation

Type: Public access

Operating Impact: No change to revenue or costs anticipated.

Funding Source:	Budget at 12/31/2011	2012 Approp	Total Budget
Habitat Conservation Fund	49,200	0	49,200
Project Total:	<u>49,200</u>	<u>0</u>	<u>49,200</u>

5 Year Expenditure Plan	Expend to Date	2012	2013	2014	2015/2016
	0	49,200	0	0	0

2012-2016 PROJECTS

ACTIVE PROJECTS

Crockett Hills Regional Park

Project: 216601

Description: Fencing, grading and signs as part of safety and security improvements for the acquired property-C&H Rolph Park Drive.

Managed By: Park Operations

Type: Land acquisition

Operating Impact: No changes to revenue or costs anticipated.

Funding Source:	Budget at 12/31/2011	2012 Approp	Total Budget
Measure AA Bond	5,200	0	5,200
Project Total:	<u>5,200</u>	<u>0</u>	<u>5,200</u>

5 Year Expenditure Plan	Expend to Date	2012	2013	2014	2015/2016
	0	5,200	0	0	0

Project: 217101

Description: Safety and security phase of the newly acquired property-Mays/Bush.

Managed By: Park Operations

Type: Land acquisition

Operating Impact: No changes to revenue or costs anticipated.

Funding Source:	Budget at 12/31/2011	2012 Approp	Total Budget
Measure AA Bond Interest	20,800	0	20,800
Project Total:	<u>20,800</u>	<u>0</u>	<u>20,800</u>

5 Year Expenditure Plan	Expend to Date	2012	2013	2014	2015/2016
	0	20,800	0	0	0

Project: 217201

Description: Safety and security for the acquired property-Scrimgeour.

Managed By: Park Operations

Type: Land acquisition

Operating Impact: No changes in revenue or costs anticipated.

Funding Source:	Budget at 12/31/2011	2012 Approp	Total Budget
Crockett Hills WW Bnd	1,500	0	1,500
Project Total:	<u>1,500</u>	<u>0</u>	<u>1,500</u>

5 Year Expenditure Plan	Expend to Date	2012	2013	2014	2015/2016
	0	1,500	0	0	0

2012-2016 PROJECTS

ACTIVE PROJECTS

Crockett Hills Regional Park - continued

Project: 233701

Description: Stewart II-Improve spring and develop a well on the property. Install fencing, gates, signs and control weeds.

Managed By: Park Operations

Type: Safety & security

Operating Impact: No changes to revenue or costs anticipated.

Funding Source:	Budget at 12/31/2011	2012 Approp	Total Budget		
Measure AA Bond Interest	86,050	0	86,050		
Project Total:	86,050	0	86,050		
5 Year Expenditure Plan	Expend to Date	2012	2013	2014	2015/2016
	8,324	77,726	0	0	0

2012-2016 PROJECTS

ACTIVE PROJECTS

Crown Regional Shoreline

Project: 142600

Description: Rehabilitate McKay Street entry road in conjunction with water main replacement construction.

Managed By: Design & Construction

Type: Infrastructure

Operating Impact: No changes to revenue or costs anticipated.

Funding Source:	Budget at 12/31/2011	2012 Approp	Total Budget
Measure CC Property Tax	700,000	0	700,000
Project Total:	<u>700,000</u>	<u>0</u>	<u>700,000</u>

5 Year Expenditure Plan	Expend to Date	2012	2013	2014	2015/2016
	124,005	28,800	28,800	518,395	0

Project: 235300

Description: USA-GSA property acquisition.

Managed By: Land

Type: Land acquisition

Operating Impact: No changes to revenue or costs anticipated.

Funding Source:	Budget at 12/31/2011	2012 Approp	Total Budget
Measure AA Bond Interest	10,000	0	10,000
Crown Beach WW Bond	62,000	0	62,000
Project Total:	<u>72,000</u>	<u>0</u>	<u>72,000</u>

5 Year Expenditure Plan	Expend to Date	2012	2013	2014	2015/2016
	15,908	56,092	0	0	0

Project: 501200

Description: Four year California Clapper Rail project consisting of improvements in the Roemer Bird Sanctuary at Crown Beach in Alameda, and public education and partnerships for up to 6,000 participants.

Managed By: Stewardship

Type: Resource protection

Operating Impact: No changes to revenue or costs anticipated.

Funding Source:	Budget at 12/31/2011	2012 Approp	Total Budget
Regional Parks Foundation	25,000	0	25,000
Project Total:	<u>25,000</u>	<u>0</u>	<u>25,000</u>

5 Year Expenditure Plan	Expend to Date	2012	2013	2014	2015/2016
	8,868	5,412	5,412	5,308	0

2012-2016 PROJECTS

ACTIVE PROJECTS

Crown Regional Shoreline - continued

Project: 503900

Description: Alameda Beach restoration.

Managed By: Trails

Type: Public access

Operating Impact: No changes to revenue or costs anticipated.

Funding Source:	Budget at 12/31/2011	2012 Approp	Total Budget
Crown Beach WW Bond	80,000	0	80,000
Project Total:	<u>80,000</u>	<u>0</u>	<u>80,000</u>

5 Year Expenditure Plan	Expend to Date	2012	2013	2014	2015/2016
	0	80,000	0	0	0

Project: 547700

Description: Replenish 20,600 cubic yards of sand for beach and shoreline erosion repair. Damage caused by 2006 storms.

Managed By: Design & Construction

Type: Public access

Operating Impact: No changes to revenue or costs anticipated.

Funding Source:	Budget at 12/31/2011	2012 Approp	Total Budget
FEMA DR-1628 Large Prj >57,500	324,450	0	324,450
Project Total:	<u>324,450</u>	<u>0</u>	<u>324,450</u>

5 Year Expenditure Plan	Expend to Date	2012	2013	2014	2015/2016
	265,666	58,783	0	0	0

Project: 547701

Description: Restore portion of sand beach to pre-2006 storm state by replenishing 50,000 cubic yards of beach sand.

Managed By: Design & Construction

Type: Infrastructure

Operating Impact: No changes to revenue or costs anticipated.

Funding Source:	Budget at 12/31/2011	2012 Approp	Total Budget
Disaster Recovery FR:GF 2791	100,000	0	100,000
Dept Boating & Waterways	1,500,000	0	1,500,000
Project Total:	<u>1,600,000</u>	<u>0</u>	<u>1,600,000</u>

5 Year Expenditure Plan	Expend to Date	2012	2013	2014	2015/2016
	0	80,000	1,520,000	0	0

2012-2016 PROJECTS

ACTIVE PROJECTS

Crown Regional Shoreline - continued

Project: 548400

Description: Replace 94 wooden picnic tables with tables that can withstand the salty environment.

Managed By: Park Operations

Type: Infrastructure

Operating Impact: No changes to revenue or costs anticipated.

Funding Source:	Budget at 12/31/2011	2012 Approp	Total Budget
Measure CC Property Tax	75,000	25,000	100,000
Project Total:	<u>75,000</u>	<u>25,000</u>	<u>100,000</u>

5 Year Expenditure Plan	Expend to Date	2012	2013	2014	2015/2016
	35,423	20,000	25,000	19,576	0

Project: 552500

Description: Build a storage structure for the Mobile Visitor Center vehicle.

Managed By: Interpretation/Recreation

Type: Infrastructure

Operating Impact: No changes to revenue or costs anticipated.

Funding Source:	Budget at 12/31/2011	2012 Approp	Total Budget
General Fund	152,425	8,000	160,425
Project Total:	<u>152,425</u>	<u>8,000</u>	<u>160,425</u>

5 Year Expenditure Plan	Expend to Date	2012	2013	2014	2015/2016
	5,800	154,625	0	0	0

2012-2016 PROJECTS

ACTIVE PROJECTS

Deer Valley

Project: 236800

Description: Fan property acquisition.

Managed By: Land

Type: Land acquisition

Operating Impact: No changes to revenue or costs anticipated.

Funding Source:	Budget at 12/31/2011	2012 Approp	Total Budget
Land Fund Moore Foundation	99,000	0	99,000
Fed-Land Habitat Conservatn PI	99,000	0	99,000
Deer Valley WW Bond	43,500	0	43,500
Project Total:	<u>241,500</u>	<u>0</u>	<u>241,500</u>

5 Year Expenditure Plan	Expend to Date	2012	2013	2014	2015/2016
	37,426	204,074	0	0	0

Project: 236801

Description: Safety and security phase of the newly acquired property-Li Fan.

Managed By: Park Operations

Type: Safety & security

Operating Impact: No changes to revenue or costs anticipated.

Funding Source:	Budget at 12/31/2011	2012 Approp	Total Budget
Deer Valley WW Bond	15,000	0	15,000
Project Total:	<u>15,000</u>	<u>0</u>	<u>15,000</u>

5 Year Expenditure Plan	Expend to Date	2012	2013	2014	2015/2016
	0	15,000	0	0	0

2012-2016 PROJECTS

ACTIVE PROJECTS

Del Valle Regional Park

Project: 149800

Description: Make improvements to the electrical utilities.

Managed By: Design & Construction

Type: General

Operating Impact: No changes to revenue or costs anticipated.

Funding Source:	Budget at 12/31/2011	2012 Approp	Total Budget
General Fund	307,973	0	307,973
Project Total:	<u>307,973</u>	<u>0</u>	<u>307,973</u>

5 Year Expenditure Plan	Expend to Date	2012	2013	2014	2015/2016
	279,719	28,254	0	0	0

Project: 224701

Description: Safety and security phase of acquired property-Newbury.

Managed By: Park Operations

Type: Safety & security

Operating Impact: No changes to revenue or costs anticipated.

Funding Source:	Budget at 12/31/2011	2012 Approp	Total Budget
General Fund	10,000	0	10,000
Project Total:	<u>10,000</u>	<u>0</u>	<u>10,000</u>

5 Year Expenditure Plan	Expend to Date	2012	2013	2014	2015/2016
	2,720	7,280	0	0	0

Project: 502000

Description: Improvements and ADA upgrades to restrooms.

Managed By: Maintenance

Type: Public access

Operating Impact: No changes to revenue or costs anticipated.

Funding Source:	Budget at 12/31/2011	2012 Approp	Total Budget
General Fund	186,449	0	186,449
Project Total:	<u>186,449</u>	<u>0</u>	<u>186,449</u>

5 Year Expenditure Plan	Expend to Date	2012	2013	2014	2015/2016
	3,325	183,124	0	0	0

2012-2016 PROJECTS

ACTIVE PROJECTS

Del Valle Regional Park - continued

Project: 505800

Description: Water treatment plant repair

Managed By: Stewardship

Type: Infrastructure

Operating Impact: No changes to revenue or costs anticipated.

Funding Source:	Budget at 12/31/2011	2012 Approp	Total Budget
General Fund	24,900	0	24,900
Project Total:	<u>24,900</u>	<u>0</u>	<u>24,900</u>

5 Year Expenditure Plan	Expend to Date	2012	2013	2014	2015/2016
	16,000	8,900	0	0	0

Project: 542000

Description: State will fund and install the new west boat dock. District to fund and construct ADA improvements as required to support the new dock access and provide design review inspections for both projects.

Managed By: Design & Construction

Type: Infrastructure

Operating Impact: No changes to revenue or costs anticipated.

Funding Source:	Budget at 12/31/2011	2012 Approp	Total Budget
General Fund	70,000	0	70,000
Project Total:	<u>70,000</u>	<u>0</u>	<u>70,000</u>

5 Year Expenditure Plan	Expend to Date	2012	2013	2014	2015/2016
	63,042	6,958	0	0	0

Project: 551500

Description: Install microwave and wireless communications equipment to replace existing telephone lines, radio and data circuits to provide access to CSADA receivers used to monitor the waste treatment stations.

Managed By: Information Services

Type: Infrastructure

Operating Impact: No changes to revenue or costs anticipated.

Funding Source:	Budget at 12/31/2011	2012 Approp	Total Budget
General Fund	55,252	0	55,252
Project Total:	<u>55,252</u>	<u>0</u>	<u>55,252</u>

5 Year Expenditure Plan	Expend to Date	2012	2013	2014	2015/2016
	56,509	0	0	0	0

2012-2016 PROJECTS

ACTIVE PROJECTS

Del Valle To Shadow Cliffs Regional Trail

Project: 149000

Description: Construct trail segment in Livermore along Vineyard Ave between Isabel Ave and Vallecitos Road.

Managed By: Trails

Type: Public access

Operating Impact: No changes to revenue or costs anticipated.

Funding Source:	Budget at 12/31/2011	2012 Approp	Total Budget
Measure AA Bond	125,000	0	125,000
Project Total:	<u>125,000</u>	<u>0</u>	<u>125,000</u>

5 Year Expenditure Plan	Expend to Date	2012	2013	2014	2015/2016
	0	100,000	25,000	0	0

Project: 150500

Description: Build and pave trail.

Managed By: Trails

Type: Infrastructure

Operating Impact: No changes to revenue or costs anticipated.

Funding Source:	Budget at 12/31/2011	2012 Approp	Total Budget
General Fund	180,857	0	180,857
Project Total:	<u>180,857</u>	<u>0</u>	<u>180,857</u>

5 Year Expenditure Plan	Expend to Date	2012	2013	2014	2015/2016
	16,461	0	164,396	0	0

Project: 216400

Description: Bobba property acquisition.

Managed By: Land

Type: Land acquisition

Operating Impact: Anticipated First Year of Operation: 2012
 Operating Fund Source: General Fund
 New Revenue: \$0 Start Up Cost: \$1,000
 Personnel: .05 FTE Annual Operating Cost: \$6,519

Funding Source:	Budget at 12/31/2011	2012 Approp	Total Budget
Measure AA Bond	165,000	0	165,000
Project Total:	<u>165,000</u>	<u>0</u>	<u>165,000</u>

5 Year Expenditure Plan	Expend to Date	2012	2013	2014	2015/2016
	2,801	162,199	0	0	0

2012-2016 PROJECTS

ACTIVE PROJECTS

Delta/DeAnza Regional Trail

Project: 145700

Description: Installation of segment of the Delta DeAnza Trail from Neroly to Hillcrest. KB Homes to provide improvements for the District. District will provide design review and inspection.

Managed By: Trails

Type: Public access

Operating Impact: No changes to revenue or costs anticipated.

Funding Source:	Budget at 12/31/2011	2012 Approp	Total Budget
General Fund	44,000	0	44,000
Project Total:	<u>44,000</u>	<u>0</u>	<u>44,000</u>

5 Year Expenditure Plan	Expend to Date	2012	2013	2014	2015/2016
	33,431	5,284	5,284	0	0

Project: 501500

Description: District staff will review plans and provide secondary inspection for the City of Antioch's trail improvements that are part of the Somersville Road Bridge.

Managed By: Design & Construction

Type: Public access

Operating Impact: No changes to revenue or costs anticipated.

Funding Source:	Budget at 12/31/2011	2012 Approp	Total Budget
General Fund	8,000	0	8,000
Project Total:	<u>8,000</u>	<u>0</u>	<u>8,000</u>

5 Year Expenditure Plan	Expend to Date	2012	2013	2014	2015/2016
	5,862	2,138	0	0	0

2012-2016 PROJECTS

ACTIVE PROJECTS

Diablo Foothills Regional Park

Project: 103400

Description: Construct six picnic sites in the Castle Rock Recreation Area.

Managed By: Park Operations

Type: Public access

Operating Impact: No changes to revenue or costs anticipated.

Funding Source:	Budget at 12/31/2011	2012 Approp	Total Budget		
General Fund	91,946	0	91,946		
Project Total:	91,946	0	91,946		
5 Year Expenditure Plan	Expend to Date	2012	2013	2014	2015/2016
	90,589	1,357	0	0	0

2012-2016 PROJECTS

ACTIVE PROJECTS

District Wide

Project: 109000

Description: Peralta Oaks board room reconfiguration.

Managed By: Office Services

Type: Infrastructure

Operating Impact: No changes to revenue or costs anticipated.

Funding Source:	Budget at 12/31/2011	2012 Approp	Total Budget
General Fund	95,000	0	95,000
Project Total:	<u>95,000</u>	<u>0</u>	<u>95,000</u>

5 Year Expenditure Plan	Expend to Date	2012	2013	2014	2015/2016
	26,400	10,000	58,600	0	0

Project: 111400

Description: Make improvements to various concession stands throughout the District.

Managed By: Park Operations

Type: Infrastructure

Operating Impact: No changes to revenue or costs anticipated.

Funding Source:	Budget at 12/31/2011	2012 Approp	Total Budget
General Fund	15,000	0	15,000
Project Total:	<u>15,000</u>	<u>0</u>	<u>15,000</u>

5 Year Expenditure Plan	Expend to Date	2012	2013	2014	2015/2016
	11,477	3,523	0	0	0

Project: 128200

Description: Upgrade existing analog microwave communication system to digital. The microwave system connects all of the District hilltop radio sites to the Communications Center, facilitating radio and data transfer throughout the District.

Managed By: Public Safety

Type: General

Operating Impact: No changes to revenue or costs anticipated.

Funding Source:	Budget at 12/31/2011	2012 Approp	Total Budget
General Fund	1,065,000	0	1,065,000
Project Total:	<u>1,065,000</u>	<u>0</u>	<u>1,065,000</u>

5 Year Expenditure Plan	Expend to Date	2012	2013	2014	2015/2016
	1,063,359	1,641	0	0	0

2012-2016 PROJECTS

ACTIVE PROJECTS

District Wide - continued

Project: 128201

Description: Phase II: Strengthen the system, and provide improved infrastructure to guarantee communications and data transfer for all District operations.

Managed By: Public Safety

Type: General

Operating Impact: No changes to revenue or costs anticipated.

Funding Source:	Budget at 12/31/2011	2012 Approp	Total Budget
General Fund	580,000	0	580,000
Project Total:	<u>580,000</u>	<u>0</u>	<u>580,000</u>

5 Year Expenditure Plan	Expend to Date	2012	2013	2014	2015/2016
	575,587	4,413	0	0	0

Project: 141100

Description: Replace the District's telephone system.

Managed By: Information Services

Type: Infrastructure

Operating Impact: No changes to revenue or costs anticipated.

Funding Source:	Budget at 12/31/2011	2012 Approp	Total Budget
General Fund	494,617	0	494,617
Project Total:	<u>494,617</u>	<u>0</u>	<u>494,617</u>

5 Year Expenditure Plan	Expend to Date	2012	2013	2014	2015/2016
	418,744	75,873	0	0	0

Project: 144200

Description: Provide funding for preliminary repairs to damage caused by 2006 winter storms.

Managed By: Design & Construction

Type: General

Operating Impact: No changes to revenue or costs anticipated.

Funding Source:	Budget at 12/31/2011	2012 Approp	Total Budget
Disaster Recovery FR:GF 2791	150,000	0	150,000
Project Total:	<u>150,000</u>	<u>0</u>	<u>150,000</u>

5 Year Expenditure Plan	Expend to Date	2012	2013	2014	2015/2016
	0	74,832	75,168	0	0

2012-2016 PROJECTS

ACTIVE PROJECTS

District Wide - continued

Project: 145500

Description: Purchase a new vehicle for construction inspector.

Managed By: Design & Construction

Type: General

Operating Impact: No changes to revenue or costs anticipated.

Funding Source:	Budget at 12/31/2011	2012 Approp	Total Budget
General Fund	37,000	0	37,000
Project Total:	<u>37,000</u>	<u>0</u>	<u>37,000</u>

5 Year Expenditure Plan	Expend to Date	2012	2013	2014	2015/2016
	34,627	2,373	2,373	0	0

Project: 148200

Description: Purchase wastewater monitoring system.

Managed By: Maintenance

Type: Infrastructure

Operating Impact: No changes to revenue or costs anticipated.

Funding Source:	Budget at 12/31/2011	2012 Approp	Total Budget
General Fund	160,101	0	160,101
Project Total:	<u>160,101</u>	<u>0</u>	<u>160,101</u>

5 Year Expenditure Plan	Expend to Date	2012	2013	2014	2015/2016
	63,706	40,000	40,000	16,395	0

Project: 148400

Description: Clean air vehicle purchase.

Managed By: Maintenance

Type: General

Operating Impact: No changes to revenue or costs anticipated.

Funding Source:	Budget at 12/31/2011	2012 Approp	Total Budget
General Fund	86,471	0	86,471
BAAQMD	24,400	0	24,400
Project Total:	<u>110,871</u>	<u>0</u>	<u>110,871</u>

5 Year Expenditure Plan	Expend to Date	2012	2013	2014	2015/2016
	110,859	12	0	0	0

2012-2016 PROJECTS

ACTIVE PROJECTS

District Wide - continued

Project: 149100

Description: Construction of the Feeder Trail #1 as part of the Ridge Trail segments between Martinez to Fremont.

Managed By: Design & Construction

Type: Public access

Operating Impact: No change to revenue or costs anticipated.

Funding Source:	Budget at 12/31/2011	2012 Approp	Total Budget
Ridge Trail WW Bond	51,800	0	51,800
Project Total:	<u>51,800</u>	<u>0</u>	<u>51,800</u>

5 Year Expenditure Plan	Expend to Date	2012	2013	2014	2015/2016
	0	25,900	25,900	0	0

Project: 150300

Description: Enhance communications with wireless capability for District's existing Spillman Mobile system to decrease response time and reduce radio traffic. Replace forty obsolete Autocite devices used for citation records.

Managed By: Public Safety

Type: General

Operating Impact: No changes to revenue or costs anticipated.

Funding Source:	Budget at 12/31/2011	2012 Approp	Total Budget
General Fund	297,000	0	297,000
Project Total:	<u>297,000</u>	<u>0</u>	<u>297,000</u>

5 Year Expenditure Plan	Expend to Date	2012	2013	2014	2015/2016
	68,135	228,865	0	0	0

Project: 170600

Description: Upgrade various base radio stations throughout the District to improve communications between park operations staff and fire personnel. The upgrade will improve District staff response to emergencies.

Managed By: Public Safety

Type: Infrastructure

Operating Impact: No changes to revenue or costs anticipated.

Funding Source:	Budget at 12/31/2011	2012 Approp	Total Budget
General Fund	186,500	0	186,500
Project Total:	<u>186,500</u>	<u>0</u>	<u>186,500</u>

5 Year Expenditure Plan	Expend to Date	2012	2013	2014	2015/2016
	171,939	14,561	0	0	0

2012-2016 PROJECTS

ACTIVE PROJECTS

District Wide - continued

Project: 172500

Description: Residence building improvement.

Managed By: Maintenance

Type: Infrastructure

Operating Impact: No changes to revenue or costs anticipated.

Funding Source:		Budget at 12/31/2011	2012 Approp	Total Budget	
General Fund		7,500	0	7,500	
Project Total:		<u>7,500</u>	<u>0</u>	<u>7,500</u>	
5 Year Expenditure Plan	Expend to Date	2012	2013	2014	2015/2016
	<u>7,239</u>	<u>260</u>	<u>0</u>	<u>0</u>	<u>0</u>

2012-2016 PROJECTS

ACTIVE PROJECTS

District Wide - continued

Project: 229900

Description: Designated funding for future acquisitions.

Managed By: Land

Type: Land acquisition

Operating Impact: No changes to revenue or costs anticipated.

Funding Source:	Budget at 12/31/2011	2012 Approp	Total Budget
Measure AA Bond	13,703,710	0	13,703,710
Measure AA Bond Interest	940,179	0	940,179
District Land Exchange Account	21,375	0	21,375
Designated for Land Fund	2,002,105	500,000	2,502,105
Meas WW Bond-Unallocated Bdgt	25,943,094	6,000,000	31,943,094
Project Total:	42,610,463	6,500,000	49,110,463

5 Year Expenditure Plan	Expend to Date	2012	2013	2014	2015/2016
	0	49,110,463	0	0	0

Project: 230000

Description: Future preliminary acquisition studies.

Managed By: Land

Type: Land acquisition

Operating Impact: No changes to revenue or costs anticipated.

Funding Source:	Budget at 12/31/2011	2012 Approp	Total Budget
Measure AA Bond	88,023	0	88,023
Measure AA Bond Interest	90,010	0	90,010
Designated for Land Fund	237,702	0	237,702
Land-Habitat Conservation Plan	125,000	0	125,000
Meas WW Bond-Unallocated Bdgt	265,500	35,000	300,500
Project Total:	806,235	35,000	841,235

5 Year Expenditure Plan	Expend to Date	2012	2013	2014	2015/2016
	0	855,735	0	0	0

District Wide - continued

Project: 230009

Description: Combined budgets of fifty-six preliminary acquisition studies that are currently in progress.

Managed By: Land

Type: Land acquisition

Operating Impact: No changes to revenue or costs anticipated.

Funding Source:	Budget at 12/31/2011	2012 Approp	Total Budget		
Measure AA Bond	355,944	0	355,944		
Measure AA Bond Interest	227,056	0	227,056		
Designated for Land Fund	10,000	0	10,000		
Regional Parks Foundation	5,000	0	5,000		
Bay Water Tr WW Bond	10,000	0	10,000		
Black Diamond WW Bond	15,000	0	15,000		
Briones WW Bond	20,000	0	20,000		
Doolan Cnyn/Tass Hill WW B	25,000	0	25,000		
Garin WW Bond	10,000	0	10,000		
Iron Horse Tr WW Bond	10,000	0	10,000		
Las Trampas WW Bond	60,000	0	60,000		
Leona Open Space WW Bond	35,000	0	35,000		
Mission Peak WW Bond	20,000	0	20,000		
Pleasanton Ridge WW Bond	75,000	0	75,000		
Point Pinole WW Bond	20,000	0	20,000		
Ridge Trail WW Bond	30,000	0	30,000		
Vargas Plateau WW Bond	15,000	0	15,000		
Wildcat Canyon WW Bond	10,000	0	10,000		
	953,000	0	953,000		
5 Year Expenditure Plan	Expend to Date	2012	2013	2014	2015/2016
	620,025	332,975	0	0	0

2012-2016 PROJECTS

ACTIVE PROJECTS

District Wide - continued

Project: 250000

Description: Future District Facilities

Managed By: Land

Type: Land acquisition

Operating Impact: No changes to revenue or costs anticipated.

Funding Source:	Budget at 12/31/2011	2012 Approp	Total Budget
General Fund	6,000,000	0	6,000,000
Project Total:	<u>6,000,000</u>	<u>0</u>	<u>6,000,000</u>

5 Year Expenditure Plan	Expend to Date	2012	2013	2014	2015/2016
	36,743	5,963,256	0	0	0

Project: 500500

Description: Funds will be used for staff time and contracted services for sudden oak death study.

Managed By: Stewardship

Type: Resource protection

Operating Impact: No changes to revenue or costs anticipated.

Funding Source:	Budget at 12/31/2011	2012 Approp	Total Budget
General Fund	150,000	0	150,000
Project Total:	<u>150,000</u>	<u>0</u>	<u>150,000</u>

5 Year Expenditure Plan	Expend to Date	2012	2013	2014	2015/2016
	150,000	0	0	0	0

2012-2016 PROJECTS

ACTIVE PROJECTS

District Wide - continued

Project: 500700

Description: \$56k of this budget is funding a Resource Analyst position to assist with wildland vegetation management and the remainder will be used to monitor wildland vegetation.

Managed By: Stewardship

Type: Resource protection

Operating Impact: No changes to revenue or costs anticipated.

Funding Source:	Budget at 12/31/2011	2012 Approp	Total Budget
General Fund	217,540	0	217,540
Project Total:	<u>217,540</u>	<u>0</u>	<u>217,540</u>

5 Year Expenditure Plan	Expend to Date	2012	2013	2014	2015/2016
	195,881	4,718	4,718	4,718	7,505

Project: 500900

Description: Hire consultant to assess the future needs of the public safety headquarters for work and training space.

Managed By: Public Safety

Type: Infrastructure

Operating Impact: No changes to revenue or costs anticipated.

Funding Source:	Budget at 12/31/2011	2012 Approp	Total Budget
General Fund	50,000	0	50,000
Project Total:	<u>50,000</u>	<u>0</u>	<u>50,000</u>

5 Year Expenditure Plan	Expend to Date	2012	2013	2014	2015/2016
	44,560	5,440	0	0	0

Project: 501000

Description: The District wishes to preserve the valuable human resource available via documentation of oral histories from members of the community where our parks are located. Funding for this project will allow for the preservation of that historical knowledge.

Managed By: Interpretation/Recreation

Type: Resource protection

Operating Impact: No changes to revenue or costs anticipated.

Funding Source:	Budget at 12/31/2011	2012 Approp	Total Budget
General Fund	20,000	0	20,000
Project Total:	<u>20,000</u>	<u>0</u>	<u>20,000</u>

5 Year Expenditure Plan	Expend to Date	2012	2013	2014	2015/2016
	19,315	685	0	0	0

2012-2016 PROJECTS

ACTIVE PROJECTS

District Wide - continued

Project: 504500

Description: Remodel office space for Operations and Design & Construction.

Managed By: Office Services

Type: Infrastructure

Operating Impact: No changes to revenue or costs anticipated.

Funding Source:	Budget at 12/31/2011	2012 Approp	Total Budget
General Fund	66,500	0	66,500
Project Total:	<u>66,500</u>	<u>0</u>	<u>66,500</u>

5 Year Expenditure Plan	Expend to Date	2012	2013	2014	2015/2016
	<u>0</u>	<u>20,000</u>	<u>20,000</u>	<u>26,500</u>	<u>0</u>

Project: 504700

Description: Contract University of California to establish a grassland monitoring study to assess the health and diversity of the District's grasslands.

Managed By: Stewardship

Type: Resource protection

Operating Impact: No changes to revenue or costs anticipated.

Funding Source:	Budget at 12/31/2011	2012 Approp	Total Budget
General Fund	70,000	0	70,000
Resource Enhancement Program	5,000	0	5,000
Project Total:	<u>75,000</u>	<u>0</u>	<u>75,000</u>

5 Year Expenditure Plan	Expend to Date	2012	2013	2014	2015/2016
	<u>75,000</u>	<u>0</u>	<u>0</u>	<u>0</u>	<u>0</u>

2012-2016 PROJECTS

ACTIVE PROJECTS

District Wide - continued

Project: 504800

Description: Provide overnight camping experiences for people in underserved communities. Funds may be given to partnering non-profit and/or local agency to help in providing these services. \$65,000 grant from Stewardship Council to expand and develop the program services within the Community Overnight Camping Program (COCP) by offering each partnered agency three to four outdoor recreational experiences during the non-summer months.

Managed By: Recreation

Type: Public access

Operating Impact: No changes to revenue or costs anticipated.

Funding Source:	Budget at 12/31/2011	2012 Approp	Total Budget
Stewardship Council	65,000	0	65,000
Project Total:	<u>65,000</u>	<u>0</u>	<u>65,000</u>

5 Year Expenditure Plan	Expend to Date	2012	2013	2014	2015/2016
	66,217	0	0	0	0

Project: 504900

Description: Caterers Promotional Fund

Managed By: Interpretation/Recreation

Type: General

Operating Impact: No changes to revenue or costs anticipated.

Funding Source:	Budget at 12/31/2011	2012 Approp	Total Budget
Caterer Fund for Promotions	23,004	0	23,004
Project Total:	<u>23,004</u>	<u>0</u>	<u>23,004</u>

5 Year Expenditure Plan	Expend to Date	2012	2013	2014	2015/2016
	16,408	6,596	0	0	0

2012-2016 PROJECTS

ACTIVE PROJECTS

District Wide - continued

Project: 505300

Description: Road maintenance for communication sites.

Managed By: Maintenance

Type: Infrastructure

Operating Impact: No changes to revenue or costs anticipated.

Funding Source:	Budget at 12/31/2011	2012 Approp	Total Budget
General Fund	99,766	0	99,766
Project Total:	<u>99,766</u>	<u>0</u>	<u>99,766</u>

5 Year Expenditure Plan	Expend to Date	2012	2013	2014	2015/2016
	63,395	3,000	3,000	3,000	27,371

Project: 505500

Description: Purchase 75 public safety radio units for public safety vehicles compatible with the East Bay Regional Communications System Authority (EBRCSA).

Managed By: Public Safety

Type: Infrastructure

Operating Impact: No changes to revenue or costs anticipated.

Funding Source:	Budget at 12/31/2011	2012 Approp	Total Budget
General Fund	133,573	0	133,573
Project Total:	<u>133,573</u>	<u>0</u>	<u>133,573</u>

5 Year Expenditure Plan	Expend to Date	2012	2013	2014	2015/2016
	105,000	28,573	0	0	0

Project: 505900

Description: Paving rehabilitation throughout the District.

Managed By: Maintenance

Type: Infrastructure

Operating Impact: No changes to revenue or costs anticipated.

Funding Source:	Budget at 12/31/2011	2012 Approp	Total Budget
General Fund	146,466	0	146,466
Contra Costa Co Water District	10,000	0	10,000
Project Total:	<u>156,466</u>	<u>0</u>	<u>156,466</u>

5 Year Expenditure Plan	Expend to Date	2012	2013	2014	2015/2016
	118,746	37,720	0	0	0

2012-2016 PROJECTS

ACTIVE PROJECTS

District Wide - continued

Project: 506400

Description: Funding from Civicorp Schools for implementation of Prop 84 crew. Includes supervision, sign installation and materials.

Managed By: Park Operations

Type: General

Operating Impact: No changes in revenue or costs anticipated.

Funding Source:	Budget at 12/31/2011	2012 Approp	Total Budget
CA Resources Designated 2000	100,000	0	100,000
Project Total:	<u>100,000</u>	<u>0</u>	<u>100,000</u>

5 Year Expenditure Plan	Expend to Date	2012	2013	2014	2015/2016
	29,975	25,000	45,025	0	0

Project: 506600

Description: Beverage Container Recycling program District-wide.

Managed By: Maintenance

Type: General

Operating Impact: No changes to revenue or costs anticipated.

Funding Source:	Budget at 12/31/2011	2012 Approp	Total Budget
General Fund	10,000	0	10,000
Project Total:	<u>10,000</u>	<u>0</u>	<u>10,000</u>

5 Year Expenditure Plan	Expend to Date	2012	2013	2014	2015/2016
	0	10,000	0	0	0

Project: 507304

Description: Program for marsh clean-up, Clapper Rail habitat enhancement and spartina control.

Managed By: Stewardship

Type: Resource protection

Operating Impact: No changes to revenue or costs anticipated.

Funding Source:	Budget at 12/31/2011	2012 Approp	Total Budget
CA Coastal Conservancy	292,776	0	292,776
Measure CC Property Tax	17,530	5,340	22,870
Project Total:	<u>310,307</u>	<u>5,340</u>	<u>315,647</u>

5 Year Expenditure Plan	Expend to Date	2012	2013	2014	2015/2016
	304,297	11,350	0	0	0

2012-2016 PROJECTS

ACTIVE PROJECTS

District Wide - continued

Project: 507306

Description: The grant funds in this account from the California Coastal Conservancy are for the future maintenance. Airboat and hydrotrax equipment are used to control invasive spartina District wide.

Managed By: Stewardship

Type: General

Operating Impact: No changes to revenue or costs anticipated.

Funding Source:	Budget at 12/31/2011	2012 Approp	Total Budget
AmericnReinvestmnt&RecoveryAct	12,700	0	12,700
CA Coastal Conservancy	15,909	0	15,909
Project Total:	<u>28,609</u>	<u>0</u>	<u>28,609</u>

5 Year Expenditure Plan	Expend to Date	2012	2013	2014	2015/2016
	<u>0</u>	<u>0</u>	<u>10,000</u>	<u>18,609</u>	<u>0</u>

Project: 507307

Description: Treat and eradicate invasive Spartina at various locations throughout the District including: Point Pinole Regional Shoreline; Martin Luther King Jr. Regional Shoreline and Oyster Bay and the Hayward Regional Shoreline Park.

Managed By: Stewardship

Type: Resource protection

Operating Impact: No changes to revenue or costs anticipated.

Funding Source:	Budget at 12/31/2011	2012 Approp	Total Budget
CA Coastal Conservancy	121,300	0	121,300
Project Total:	<u>121,300</u>	<u>0</u>	<u>121,300</u>

5 Year Expenditure Plan	Expend to Date	2012	2013	2014	2015/2016
	<u>43,567</u>	<u>77,733</u>	<u>0</u>	<u>0</u>	<u>0</u>

2012-2016 PROJECTS

ACTIVE PROJECTS

District Wide - continued

Project: 507600

Description: Train Operations staff to assist in cultural resource monitoring.

Managed By: Stewardship

Type: Resource protection

Operating Impact: No changes to revenue or costs anticipated.

Funding Source:	Budget at 12/31/2011	2012 Approp	Total Budget
General Fund	0	3,000	3,000
Project Total:	<u>0</u>	<u>3,000</u>	<u>3,000</u>

5 Year Expenditure Plan	Expend to Date	2012	2013	2014	2015/2016
	0	3,000	0	0	0

Project: 508900

Description: Initial project to fund a Tiger II grant application. Amounts expended in this project may be allocated against the final trail acquisition and construction projects approved for funding by the grant.

Managed By: Trails

Type: Land acquisition

Operating Impact: No changes to revenue or costs anticipated.

Funding Source:	Budget at 12/31/2011	2012 Approp	Total Budget
General Fund	40,000	0	40,000
Project Total:	<u>40,000</u>	<u>0</u>	<u>40,000</u>

5 Year Expenditure Plan	Expend to Date	2012	2013	2014	2015/2016
	35,000	0	5,000	0	0

Project: 519200

Description: District payroll system programming refinement.

Managed By: Administration

Type: General

Operating Impact: No changes to revenue or costs anticipated.

Funding Source:	Budget at 12/31/2011	2012 Approp	Total Budget
General Fund	659,819	0	659,819
Project Total:	<u>659,819</u>	<u>0</u>	<u>659,819</u>

5 Year Expenditure Plan	Expend to Date	2012	2013	2014	2015/2016
	264,449	100,000	100,000	20,000	175,370

2012-2016 PROJECTS

ACTIVE PROJECTS

District Wide - continued

Project: 520000

Description: Habitat protection.

Managed By: Stewardship

Type: Resource protection

Operating Impact: No changes to revenue or costs anticipated.

Funding Source:	Budget at 12/31/2011	2012 Approp	Total Budget
General Fund	387,700	0	387,700
In Kind Services	269,150	0	269,150
Regional Parks Foundation	25,000	0	25,000
Resource Enhancement Program	20,000	0	20,000
Project Total:	<u>701,850</u>	<u>0</u>	<u>701,850</u>

5 Year Expenditure Plan	Expend to Date	2012	2013	2014	2015/2016
	689,497	4,117	4,117	4,119	0

Project: 520700

Description: Maintenance for paved roads and trails.

Managed By: Maintenance

Type: Infrastructure

Operating Impact: No changes to revenue or costs anticipated.

Funding Source:	Budget at 12/31/2011	2012 Approp	Total Budget
General Fund	2,211,137	800,000	3,011,137
Park & Rec Prop 12 Per Capita	739,160	0	739,160
Project Total:	<u>2,950,298</u>	<u>800,000</u>	<u>3,750,298</u>

5 Year Expenditure Plan	Expend to Date	2012	2013	2014	2015/2016
	2,624,342	100,000	200,000	825,956	0

2012-2016 PROJECTS

ACTIVE PROJECTS

District Wide - continued

Project: 521500

Description: Annual beach sand replacement.

Managed By: Park Operations

Type: Infrastructure

Operating Impact: No changes to revenue or costs anticipated.

Funding Source:	Budget at 12/31/2011	2012 Approp	Total Budget
General Fund	75,000	0	75,000
Project Total:	<u>75,000</u>	<u>0</u>	<u>75,000</u>

5 Year Expenditure Plan	Expend to Date	2012	2013	2014	2015/2016
	<u>37,071</u>	<u>10,000</u>	<u>10,000</u>	<u>10,000</u>	<u>7,929</u>

Project: 524900

Description: Fire & Conservation Crew will work in the East Bay Hills conducting fuels management and firefighter training.

Managed By: Finance

Type: General

Operating Impact: No changes to revenue or costs anticipated.

Funding Source:	Budget at 12/31/2011	2012 Approp	Total Budget
Department of Labor	600,000	0	600,000
Project Total:	<u>600,000</u>	<u>0</u>	<u>600,000</u>

5 Year Expenditure Plan	Expend to Date	2012	2013	2014	2015/2016
	<u>600,000</u>	<u>0</u>	<u>0</u>	<u>0</u>	<u>0</u>

2012-2016 PROJECTS

ACTIVE PROJECTS

District Wide - continued

Project: 525000

Description: Hazardous fuels management in the East Bay Hills.

Managed By: Finance

Type: General

Operating Impact: No changes to revenue or costs anticipated.

Funding Source:	Budget at 12/31/2011	2012 Approp	Total Budget
FEMA Predisaster Mitigation	297,407	0	297,407
Project Total:	<u>297,407</u>	<u>0</u>	<u>297,407</u>

5 Year Expenditure Plan	Expend to Date	2012	2013	2014	2015/2016
	90,219	207,188	0	0	0

Project: 528000

Description: Replace or upgrade information system hardware according to predetermined replacement schedule.

Managed By: Information Services

Type: General

Operating Impact: No changes to revenue or costs anticipated.

Funding Source:	Budget at 12/31/2011	2012 Approp	Total Budget
General Fund	1,633,136	146,000	1,779,136
Project Total:	<u>1,633,136</u>	<u>146,000</u>	<u>1,779,136</u>

5 Year Expenditure Plan	Expend to Date	2012	2013	2014	2015/2016
	1,459,944	75,000	75,000	75,000	94,150

2012-2016 PROJECTS

ACTIVE PROJECTS

District Wide - continued

Project: 533100

Description: Maintenance of pipes and pumps.

Managed By: Maintenance

Type: Infrastructure

Operating Impact: No changes to revenue or costs anticipated.

Funding Source:	Budget at 12/31/2011	2012 Approp	Total Budget
General Fund	200,000	0	200,000
Project Total:	<u>200,000</u>	<u>0</u>	<u>200,000</u>

5 Year Expenditure Plan	Expend to Date	2012	2013	2014	2015/2016
	152,227	25,000	22,773	0	0

Project: 534100

Description: Automated fee collections program.

Managed By: Park Operations

Type: Infrastructure

Operating Impact: No changes to revenue or costs anticipated.

Funding Source:	Budget at 12/31/2011	2012 Approp	Total Budget
General Fund	70,000	0	70,000
Project Total:	<u>70,000</u>	<u>0</u>	<u>70,000</u>

5 Year Expenditure Plan	Expend to Date	2012	2013	2014	2015/2016
	69,308	0	692	0	0

Project: 535000

Description: Maintain, restore District bridges.

Managed By: Maintenance

Type: Public access

Operating Impact: No changes to revenue or costs anticipated.

Funding Source:	Budget at 12/31/2011	2012 Approp	Total Budget
General Fund	50,055	0	50,055
Project Total:	<u>50,055</u>	<u>0</u>	<u>50,055</u>

5 Year Expenditure Plan	Expend to Date	2012	2013	2014	2015/2016
	0	0	25,000	25,055	0

2012-2016 PROJECTS

ACTIVE PROJECTS

District Wide - continued

Project: 535100

Description: Renovate and maintain various playgrounds throughout the District.

Managed By: Maintenance

Type: Public access

Operating Impact: No changes to revenue or costs anticipated.

Funding Source:	Budget at 12/31/2011	2012 Approp	Total Budget
General Fund	75,876	0	75,876
Project Total:	<u>75,876</u>	<u>0</u>	<u>75,876</u>

5 Year Expenditure Plan	Expend to Date	2012	2013	2014	2015/2016
	6,069	0	50,000	19,807	0

Project: 535200

Description: Maintain piers throughout the District.

Managed By: Maintenance

Type: Infrastructure

Operating Impact: No changes to revenue or costs anticipated.

Funding Source:	Budget at 12/31/2011	2012 Approp	Total Budget
General Fund	74,389	0	74,389
Project Total:	<u>74,389</u>	<u>0</u>	<u>74,389</u>

5 Year Expenditure Plan	Expend to Date	2012	2013	2014	2015/2016
	28,696	30,000	15,693	0	0

Project: 535600

Description: Upgrade equipment to meet American with Disabilities Act requirements.

Managed By: Design & Construction

Type: Public access

Operating Impact: No changes to revenue or costs anticipated.

Funding Source:	Budget at 12/31/2011	2012 Approp	Total Budget
General Fund	764,397	100,000	864,397
Project Total:	<u>764,397</u>	<u>100,000</u>	<u>864,397</u>

5 Year Expenditure Plan	Expend to Date	2012	2013	2014	2015/2016
	137,387	597,176	129,834	0	0

2012-2016 PROJECTS

ACTIVE PROJECTS

District Wide - continued

Project: 535602

Description: The State of California Department of Parks and Recreation funded and managed the construction of a replacement dock on the west shore of Lake Del Valle. Design and Construction provided design services and Maintenance and Skilled Trades performed force account work to implement improvements needed to bring the existing restroom, parking lot and path of travel to the new dock facility up to current accessibility standards.

Managed By: Maintenance

Type: Public Access

Operating Impact: No changes to revenue or costs anticipated.

Funding Source:	Budget at 12/31/2011	2012 Approp	Total Budget
General Fund	1,684,623	300,000	1,984,623
FEMA DR-1628 Large Prj >57,500	46,755	0	46,755
	1,731,378	300,000	2,031,378

5 Year Expenditure Plan	Expend to Date	2012	2013	2014	2015/2016
	1,411,554	300,000	319,824	0	0




The new fishing and boating dock provides ADA access to Lake Del Valle, the five-mile long centerpiece of the park.

District Wide - continued

Project: 535602

Description: In a joint project between Maintenance and Skilled Trades and Design and Construction, a CXT precast concrete restroom building was purchased and installed as a low cost, durable replacement to one of the 40-year old wooden shower buildings in the campgrounds. The new structure is compliant with current codes and requirements for accessibility and is in keeping with the Park District's selection of precast concrete as a standard for low cost, low maintenance toilet buildings now in use throughout the District. Other shower buildings will be replaced as funding allows.



The new pre-fabricated ("precast concrete") restroom and shower building is located in the popular Del Valle campgrounds.

2012-2016 PROJECTS

ACTIVE PROJECTS

District Wide - continued

Project: 535603

Description: Resolve access issues within parks. A3 and A4 level corrections may be completed by existing park staff.

Managed By: Park Operations

Type: Public access

Operating Impact: No changes to revenue or costs anticipated.

Funding Source:		Budget at 12/31/2011	2012 Approp	Total Budget	
General Fund		326,400	100,000	426,400	
Project Total:		<u>326,400</u>	<u>100,000</u>	<u>426,400</u>	

5 Year Expenditure Plan	Expend to Date	2012	2013	2014	2015/2016
	168,258	50,000	50,000	50,000	108,142

Project: 535700

Description: Install 10 interpretive signs for the Juan Bautista de Anza National Historic Trail.

Managed By: Interpretation/Recreation

Type: General

Operating Impact: No changes to revenue or costs anticipated.

Funding Source:		Budget at 12/31/2011	2012 Approp	Total Budget	
NPS Challenge Cost Share		10,600	0	10,600	
Project Total:		<u>10,600</u>	<u>0</u>	<u>10,600</u>	

5 Year Expenditure Plan	Expend to Date	2012	2013	2014	2015/2016
	10,600	0	0	0	0

2012-2016 PROJECTS

ACTIVE PROJECTS

District Wide - continued

Project: 535800

Description: Maintain and secure underground fuel vaults.

Managed By: Maintenance

Type: Infrastructure

Operating Impact: No changes to revenue or costs anticipated.

Funding Source:	Budget at 12/31/2011	2012 Approp	Total Budget
General Fund	142,391	0	142,391
Project Total:	<u>142,391</u>	<u>0</u>	<u>142,391</u>

5 Year Expenditure Plan	Expend to Date	2012	2013	2014	2015/2016
	26,183	0	116,208	0	0

Project: 535900

Description: Install vault toilets District wide.

Managed By: Maintenance

Type: Infrastructure

Operating Impact: No changes to revenue or costs anticipated.

Funding Source:	Budget at 12/31/2011	2012 Approp	Total Budget
General Fund	260,000	0	260,000
Project Total:	<u>260,000</u>	<u>0</u>	<u>260,000</u>

5 Year Expenditure Plan	Expend to Date	2012	2013	2014	2015/2016
	163,335	40,000	40,000	16,665	0

Project: 536000

Description: Provide for utility connections throughout the District.

Managed By: Maintenance

Type: Infrastructure

Operating Impact: No changes to revenue or costs anticipated.

Funding Source:	Budget at 12/31/2011	2012 Approp	Total Budget
General Fund	198,189	0	198,189
Project Total:	<u>198,189</u>	<u>0</u>	<u>198,189</u>

5 Year Expenditure Plan	Expend to Date	2012	2013	2014	2015/2016
	174,069	24,120	0	0	

2012-2016 PROJECTS

ACTIVE PROJECTS

District Wide - continued

Project: 538500

Description: Hazardous tree removal.

Managed By: Park Operations

Type: Resource protection

Operating Impact: No changes to revenue or costs anticipated.

Funding Source:	Budget at 12/31/2011	2012 Approp	Total Budget
General Fund	174,999	0	174,999
Project Total:	<u>174,999</u>	<u>0</u>	<u>174,999</u>

5 Year Expenditure Plan	Expend to Date	2012	2013	2014	2015/2016
	66,850	25,000	25,000	25,000	33,149

Project: 539600

Description: Remove invasive Yellow Star Thistle.

Managed By: Stewardship

Type: Resource protection

Operating Impact: No changes to revenue or costs anticipated.

Funding Source:	Budget at 12/31/2011	2012 Approp	Total Budget
General Fund	100,000	0	100,000
Project Total:	<u>100,000</u>	<u>0</u>	<u>100,000</u>

5 Year Expenditure Plan	Expend to Date	2012	2013	2014	2015/2016
	74,394	25,606	0	0	0

Project: 540300

Description: Install ten benchmark grid GPS units for survey work enhancement.

Managed By: Design & Construction

Type: Resource protection

Operating Impact: No changes to revenue or costs anticipated.

Funding Source:	Budget at 12/31/2011	2012 Approp	Total Budget
Private Party Grants	72,000	0	72,000
Project Total:	<u>72,000</u>	<u>0</u>	<u>72,000</u>

5 Year Expenditure Plan	Expend to Date	2012	2013	2014	2015/2016
	30,283	8,343	8,343	8,343	16,688

2012-2016 PROJECTS

ACTIVE PROJECTS

District Wide - continued

Project: 540800

Description: Participate in wildfire prevention with multiple government groups.

Managed By: Stewardship

Type: Resource protection

Operating Impact: No changes to revenue or costs anticipated.

Funding Source:	Budget at 12/31/2011	2012 Approp	Total Budget
General Fund	178,036	0	178,036
Measure CC Property Tax	493,561	0	493,561
Project Total:	<u>671,597</u>	<u>0</u>	<u>671,597</u>

5 Year Expenditure Plan	Expend to Date	2012	2013	2014	2015/2016
	656,170	7,573	7,572	282	0

Project: 543900

Description: Develop habitat conservation plans and policies.

Managed By: Stewardship

Type: Resource protection

Operating Impact: No changes to revenue or costs anticipated.

Funding Source:	Budget at 12/31/2011	2012 Approp	Total Budget
General Fund	50,000	0	50,000
U.S. Fish & Wildlife Service	250,000	0	250,000
Project Total:	<u>300,000</u>	<u>0</u>	<u>300,000</u>

5 Year Expenditure Plan	Expend to Date	2012	2013	2014	2015/2016
	300,000	0	0	0	0

Project: 544302

Description: Cooperative agreement with CALTRANS to clean-up road ways (Civicorps pass through) contract extended through 2012.

Managed By: Grants Dept

Type: Resource protection

Operating Impact: No changes to revenue or costs anticipated.

Funding Source:	Budget at 12/31/2011	2012 Approp	Total Budget
CALTRANS	1,528,320	0	1,528,320
Project Total:	<u>1,528,320</u>	<u>0</u>	<u>1,528,320</u>

5 Year Expenditure Plan	Expend to Date	2012	2013	2014	2015/2016
	1,513,036	15,283	0	0	0

2012-2016 PROJECTS

ACTIVE PROJECTS

District Wide - continued

Project: 549300

Description: Funds collected from concessionaires are used for ongoing maintenance.

Managed By: Park Operations

Type: Infrastructure

Operating Impact: No changes to revenue or costs anticipated.

Funding Source:	Budget at 12/31/2011	2012 Approp	Total Budget
Caterer Fund for Maintenance	192,221	0	192,221
Project Total:	<u>192,221</u>	<u>0</u>	<u>192,221</u>

5 Year Expenditure Plan	Expend to Date	2012	2013	2014	2015/2016
	98,763	20,000	20,000	20,000	33,458

Project: 549500

Description: Wildlife volunteer project at Diablo Foothills and Clayton Ranch Regional Parks.

Managed By: Stewardship

Type: Resource protection

Operating Impact: No changes to revenue or costs anticipated.

Funding Source:	Budget at 12/31/2011	2012 Approp	Total Budget
Resource Enhancement Program	5,000	0	5,000
Project Total:	<u>5,000</u>	<u>0</u>	<u>5,000</u>

5 Year Expenditure Plan	Expend to Date	2012	2013	2014	2015/2016
	2,323	535	535	535	1,070

Project: 550000

Description: Staffing, contract work, materials & equipment to support district wide fuels & fire management program.

Managed By: Fire Dept

Type: Resource protection

Operating Impact: No changes to revenue or costs anticipated.

Funding Source:	Budget at 12/31/2011	2012 Approp	Total Budget
General Fund	1,847,555	0	1,847,555
Project Total:	<u>1,847,555</u>	<u>0</u>	<u>1,847,555</u>

5 Year Expenditure Plan	Expend to Date	2012	2013	2014	2015/2016
	1,533,238	75,500	165,500	73,317	0

2012-2016 PROJECTS

ACTIVE PROJECTS

District Wide - continued

Project: 550100

Description: Upgrade park office voice and data wiring for all communications.

Managed By: Information Services

Type: Infrastructure

Operating Impact: No changes to revenue or costs anticipated.

Funding Source:	Budget at 12/31/2011	2012 Approp	Total Budget
General Fund	181,714	0	181,714
Project Total:	<u>181,714</u>	<u>0</u>	<u>181,714</u>

5 Year Expenditure Plan	Expend to Date	2012	2013	2014	2015/2016
	204,824	0	0	0	0

Project: 550200

Description: Provide funding for telephone handset replacements. It is estimated that District telephones have a projected life of seven years. This project will receive annual funding to save up that amount essential for required replacement.

Managed By: Information Services

Type: Infrastructure

Operating Impact: No changes to revenue or costs anticipated.

Funding Source:	Budget at 12/31/2011	2012 Approp	Total Budget
General Fund	51,500	12,000	63,500
Project Total:	<u>51,500</u>	<u>12,000</u>	<u>63,500</u>

5 Year Expenditure Plan	Expend to Date	2012	2013	2014	2015/2016
	9,293	0	10,000	10,000	34,207

Project: 550300

Description: Study levee certification requirements, District wide.

Managed By: Design & Construction

Type: Infrastructure

Operating Impact: No changes to revenue or costs anticipated.

Funding Source:	Budget at 12/31/2011	2012 Approp	Total Budget
General Fund	80,000	0	80,000
Project Total:	<u>80,000</u>	<u>0</u>	<u>80,000</u>

5 Year Expenditure Plan	Expend to Date	2012	2013	2014	2015/2016
	27,150	33,706	19,144	0	0

2012-2016 PROJECTS

ACTIVE PROJECTS

District Wide - continued

Project: 550500

Description: Freeway signage.

Managed By: Public Affairs

Type: General

Operating Impact: No changes to revenue or costs anticipated.

Funding Source:	Budget at 12/31/2011	2012 Approp	Total Budget
General Fund	155,000	0	155,000
Project Total:	<u>155,000</u>	<u>0</u>	<u>155,000</u>

5 Year Expenditure Plan	Expend to Date	2012	2013	2014	2015/2016
	96,151	58,848	0	0	0

Project: 551600

Description: Purchase thirty handheld devices used for writing Public Safety citations.

Managed By: Public Safety

Type: Infrastructure

Operating Impact: No changes in revenue or costs anticipated.

Funding Source:	Budget at 12/31/2011	2012 Approp	Total Budget
General Fund	162,000	0	162,000
Project Total:	<u>162,000</u>	<u>0</u>	<u>162,000</u>

5 Year Expenditure Plan	Expend to Date	2012	2013	2014	2015/2016
	156,620	5,380	0	0	0

Project: 551900

Description: Update District Master Plan.

Managed By: Planning

Type: Public access

Operating Impact: No changes to revenue or costs anticipated.

Funding Source:	Budget at 12/31/2011	2012 Approp	Total Budget
General Fund	75,000	0	75,000
Project Total:	<u>75,000</u>	<u>0</u>	<u>75,000</u>

5 Year Expenditure Plan	Expend to Date	2012	2013	2014	2015/2016
	19,000	56,000	0	0	0

2012-2016 PROJECTS

ACTIVE PROJECTS

District Wide - continued

Project: 552300

Description: Cooperative funding agreement with the Pacific Wildland Fire Sciences Laboratory, Pacific Northwest Research Station, U.S. Forest Service for development of a photo series for fuels inventory and hazard reduction monitoring.

Managed By: Fire Dept

Type: Resource protection

Operating Impact: No changes to revenue or costs anticipated.

Funding Source:	Budget at 12/31/2011	2012 Approp	Total Budget
General Fund	80,500	0	80,500
US Forest Service	51,114	0	51,114
Project Total:	<u>131,614</u>	<u>0</u>	<u>131,614</u>

5 Year Expenditure Plan	Expend to Date	2012	2013	2014	2015/2016
	<u>72,871</u>	<u>52,700</u>	<u>6,043</u>	<u>0</u>	<u>0</u>

Project: 571200

Description: Funding provided to control the invasive Quagga mussel through increased boat inspection and boater education.

Managed By: Park Operations

Type: Resource protection

Operating Impact: No changes to revenue or costs anticipated.

Funding Source:	Budget at 12/31/2011	2012 Approp	Total Budget
General Fund	738,723	80,000	818,723
CA Dept of Fish & Game	200,000	0	200,000
Intergovernmental Agency Agrmt	680,555	221,000	901,555
Project Total:	<u>1,619,278</u>	<u>301,000</u>	<u>1,920,278</u>

5 Year Expenditure Plan	Expend to Date	2012	2013	2014	2015/2016
	<u>1,358,246</u>	<u>562,032</u>	<u>0</u>	<u>0</u>	<u>0</u>

2012-2016 PROJECTS

ACTIVE PROJECTS

District Wide - continued

Project: 571400

Description: Develop a District-wide planning document to consider developing 100 miles of new multi-use trails within the next ten years.

Managed By: Land

Type: Public access

Operating Impact: No changes to revenue or costs anticipated.

Funding Source:	Budget at 12/31/2011	2012 Approp	Total Budget		
General Fund	50,000	0	50,000		
Project Total:	50,000	0	50,000		
5 Year Expenditure Plan	Expend to Date	2012	2013	2014	2015/2016
	43,377	6,623	0	0	0

2012-2016 PROJECTS

ACTIVE PROJECTS

District Wide - continued

Project: 571600

Description: Replace the safety and security film for windows on the District headquarters building.

Managed By: Office Services

Type: Infrastructure

Operating Impact: No changes to revenue or costs anticipated.

Funding Source:	Budget at 12/31/2011	2012 Approp	Total Budget
General Fund	120,000	0	120,000
Project Total:	<u>120,000</u>	<u>0</u>	<u>120,000</u>

5 Year Expenditure Plan	Expend to Date	2012	2013	2014	2015/2016
	0	120,000	0	0	0

Project: 571800

Description: Contract for engineering consulting services for the design of plans and specification for sediment basin dredging to submit with regulatory permits.

Managed By: Design & Construction

Type: Resource protection

Operating Impact: No changes to revenue or costs anticipated.

Funding Source:	Budget at 12/31/2011	2012 Approp	Total Budget
General Fund	100,000	0	100,000
Project Total:	<u>100,000</u>	<u>0</u>	<u>100,000</u>

5 Year Expenditure Plan	Expend to Date	2012	2013	2014	2015/2016
	39,386	60,614	0	0	0

Project: 591000

Description: District wide improvement of service yards and storage areas.

Managed By: Maintenance

Type: General

Operating Impact: No changes to revenue or costs anticipated.

Funding Source:	Budget at 12/31/2011	2012 Approp	Total Budget
General Fund	848,140	0	848,140
Private Party Grants	10,000	0	10,000
Project Total:	<u>858,140</u>	<u>0</u>	<u>858,140</u>

5 Year Expenditure Plan	Expend to Date	2012	2013	2014	2015/2016
	408,095	100,000	200,000	150,045	0

2012-2016 PROJECTS

ACTIVE PROJECTS

District Wide - continued

Project: 599900

Description: Project used to track preliminary design and construction costs.

Managed By: Design & Construction

Type: Infrastructure

Operating Impact: No changes to revenue or costs anticipated.

Funding Source:	Budget at 12/31/2011	2012 Approp	Total Budget
General Fund	6,815,769	2,551,450	9,367,219
Project Total:	<u>6,815,769</u>	<u>2,551,450</u>	<u>9,367,219</u>

5 Year Expenditure Plan	Expend to Date	2012	2013	2014	2015/2016
	6,171,170	3,196,049	0	0	0

Project: 599901

Description: Preliminary Design Project

Managed By: Design & Construction

Type: Infrastructure

Operating Impact: No changes to revenue or costs anticipated.

Funding Source:	Budget at 12/31/2011	2012 Approp	Total Budget
General Fund	7,500	0	7,500
Project Total:	<u>7,500</u>	<u>0</u>	<u>7,500</u>

5 Year Expenditure Plan	Expend to Date	2012	2013	2014	2015/2016
	1,550	5,950	0	0	0

2012-2016 PROJECTS

ACTIVE PROJECTS

Doolan Canyon

Project: 233901

Description: Safety and security for newly acquired Schmitz property.

Managed By: Park Operations

Type: Safety & security

Operating Impact: No changes to revenue or costs anticipated.

Funding Source:	Budget at 12/31/2011	2012 Approp	Total Budget
Doolan Cnyn/Tass Hill WW B	55,600	0	55,600
Project Total:	<u>55,600</u>	<u>0</u>	<u>55,600</u>

5 Year Expenditure Plan	Expend to Date	2012	2013	2014	2015/2016
	<u>0</u>	<u>0</u>	<u>10,000</u>	<u>10,000</u>	<u>35,600</u>

2012-2016 PROJECTS

ACTIVE PROJECTS

Dry Creek Pioneer Regional Park

Project: 502400

Description: Hire consultant to update garden plan in accordance to the historical period of the estate.

Managed By: Park Operations

Type: Resource protection

Operating Impact: No changes to revenue or costs anticipated.

Funding Source:	Budget at 12/31/2011	2012 Approp	Total Budget		
General Fund	20,201	0	20,201		
Project Total:	20,201	0	20,201		
5 Year Expenditure Plan	Expend to Date	2012	2013	2014	2015/2016
	19,280	921	0	0	0

2012-2016 PROJECTS

ACTIVE PROJECTS

Dublin Hills Regional Park

Project: 145300

Description: Fire hydrants and utility meter improvements for park users and livestock. Additionally, funds will be used to construct trail.

Managed By: Land

Type: Public access

Operating Impact: No changes to revenue or costs anticipated.

Funding Source:	Budget at 12/31/2011	2012 Approp	Total Budget
In Kind Services	26,000	0	26,000
Land Funds Private Party	65,000	0	65,000
Project Total:	91,000	0	91,000

5 Year Expenditure Plan	Expend to Date	2012	2013	2014	2015/2016
	61,023	29,977	0	0	0

East Bay Greenway Trail

Project: 505700

Description: Build trail between Coliseum BART to 105th in Oakland.

Managed By: Land

Type: Public access

Operating Impact: No changes to revenue or costs anticipated.

Funding Source:	Budget at 12/31/2011	2012 Approp	Total Budget		
EB Greenway Tr WW Bnd	400,000	0	400,000		
Project Total:	<u>400,000</u>	<u>0</u>	<u>400,000</u>		
5 Year Expenditure Plan	Expend to Date	2012	2013	2014	2015/2016
	<u>0</u>	<u>400,000</u>	<u>0</u>	<u>0</u>	<u>0</u>

2012-2016 PROJECTS

ACTIVE PROJECTS

Eastshore State Park

Project: 142500

Description: Extend the Bay Trail around the Golden Gate Fields racetrack facility.

Managed By: Design & Construction

Type: Public access

Operating Impact: No change to revenue or costs anticipated.

Funding Source:	Budget at 12/31/2011	2012 Approp	Total Budget
Measure CC Property Tax	80,000	0	80,000
Project Total:	<u>80,000</u>	<u>0</u>	<u>80,000</u>

5 Year Expenditure Plan	Expend to Date	2012	2013	2014	2015/2016
	75,217	4,783	0	0	0

Project: 148600

Description: Golden Gate Fields Trail Segment as part of the San Francisco Bay Trail.

Managed By: Land

Type: General

Operating Impact: Anticipated First Year of Operation: 2015
 Operating Fund Source: General Fund
 New Revenue: \$0 Start Up Cost: \$2,500
 Personnel: .25 FTE Annual Operating Cost: \$33,484

Funding Source:	Budget at 12/31/2011	2012 Approp	Total Budget
Eastshore SP WW Bond	1,500,000	0	1,500,000
Project Total:	<u>1,500,000</u>	<u>0</u>	<u>1,500,000</u>

5 Year Expenditure Plan	Expend to Date	2012	2013	2014	2015/2016
	0	0	1,500,000	0	0

Project: 206500

Description: Catelus property acquisition.

Managed By: Land

Type: Land acquisition

Operating Impact: No changes to revenue or costs anticipated.

Funding Source:	Budget at 12/31/2011	2012 Approp	Total Budget
Measure AA Bond	2,815,000	0	2,815,000
MTC	950,000	0	950,000
CALTRANS LAND	1,500	0	1,500
Measure CC Property Tax	34,000	0	34,000
Project Total:	<u>3,800,500</u>	<u>0</u>	<u>3,800,500</u>

5 Year Expenditure Plan	Expend to Date	2012	2013	2014	2015/2016
	3,752,246	48,254	0	0	0

2012-2016 PROJECTS

ACTIVE PROJECTS

Eastshore State Park - continued

Project: 208900

Description: Oakland Army Base property.

Managed By: Land

Type: Land acquisition

Operating Impact: No changes to revenue or costs anticipated.

Funding Source:	Budget at 12/31/2011	2012 Approp	Total Budget
Measure AA Bond	110,000	0	110,000
Project Total:	<u>110,000</u>	<u>0</u>	<u>110,000</u>

5 Year Expenditure Plan	Expend to Date	2012	2013	2014	2015/2016
	74,189	35,810	0	0	0

Project: 500300

Description: Burrowing owls habitat protection project. The City of Albany will pay for mowing and fence repair beginning 2008 through 2013, not to exceed \$25,000 for five years. In 2014, the District will fund the ongoing maintenance of this habitat.

Managed By: Park Operations

Type: Resource protection

Operating Impact: No changes to revenue or costs anticipated.

Funding Source:	Budget at 12/31/2011	2012 Approp	Total Budget
General Fund	3,000	0	3,000
Measure CC Property Tax	1,000	0	1,000
Resource Enhancement Program	25,000	0	25,000
Project Total:	<u>29,000</u>	<u>0</u>	<u>29,000</u>

5 Year Expenditure Plan	Expend to Date	2012	2013	2014	2015/2016
	16,000	5,000	5,000	5,000	

2012-2016 PROJECTS

ACTIVE PROJECTS

Eastshore State Park - continued

Project: 502100

Description: State to design and construct "turnkey" public access improvements, including site work, utilities, parking & circulation, trails, promenade, picnic facilities, restrooms, service yard and concession building. District will provide design input, review and secondary inspection.

Managed By: Design & Construction

Type: Public access

Operating Impact: Anticipated First Year of Operation: 2013
 Operating Fund Source: State Funds
 New Revenue: \$0 Start Up cost: \$154,000
 Personnel:3.21 FTE Annual Operating Cost: \$426,060

Funding Source:	Budget at 12/31/2011	2012 Approp	Total Budget
General Fund	5,000	0	5,000
Project Total:	<u>5,000</u>	<u>0</u>	<u>5,000</u>

5 Year Expenditure Plan	Expend to Date	2012	2013	2014	2015/2016
	0	2,500	2,500	0	0

Project: 503000

Description: Develop concept plan for the North Basin area to include the promenade, Bay Trail segment and other Eastshore State Park General Plan elements.

Managed By: Design & Construction

Type: Infrastructure

Operating Impact: No changes to revenue or costs anticipated.

Funding Source:	Budget at 12/31/2011	2012 Approp	Total Budget
General Fund	15,000	0	15,000
Project Total:	<u>15,000</u>	<u>0</u>	<u>15,000</u>

5 Year Expenditure Plan	Expend to Date	2012	2013	2014	2015/2016
	0	6,000	9,000	0	0

2012-2016 PROJECTS

ACTIVE PROJECTS

Eastshore State Park - continued

Project: 517100

Description: Control invasive non-native spartina plants.

Managed By: Stewardship

Type: Resource protection

Operating Impact: No changes to revenue or costs anticipated.

Funding Source:	Budget at 12/31/2011	2012 Approp	Total Budget
Radio Unica	7,500	0	7,500
Project Total:	<u>7,500</u>	<u>0</u>	<u>7,500</u>

5 Year Expenditure Plan	Expend to Date	2012	2013	2014	2015/2016
	3,182	4,317	0	0	0

Project: 540500

Description: Plan, design and build the Tom Bates sports field facility.

Managed By: Grants Dept

Type: Public access

Operating Impact: No changes to revenue or costs anticipated.

Funding Source:	Budget at 12/31/2011	2012 Approp	Total Budget
General Fund	30,000	0	30,000
Park & Rec Urban Park Act	3,000,000	0	3,000,000
Park & Rec Youth Soccer	1,000,000	0	1,000,000
Park & Rec Healthy Community	1,000,000	0	1,000,000
Project Total:	<u>5,030,000</u>	<u>0</u>	<u>5,030,000</u>

5 Year Expenditure Plan	Expend to Date	2012	2013	2014	2015/2016
	4,999,999	30,000	0	0	0

2012-2016 PROJECTS

ACTIVE PROJECTS

Eastshore State Park - continued

Project: 540501

Description: District to review plans and provide secondary inspection to Phase 2A: City of Berkeley to construct additional sports complex improvements to include south staging area, baseball and/or softball field, back stops and fencing.

Managed By: Design & Construction

Type: Public access

Operating Impact: No changes to revenue or costs anticipated.

Funding Source:	Budget at 12/31/2011	2012 Approp	Total Budget
General Fund	10,000	0	10,000
Project Total:	<u>10,000</u>	<u>0</u>	<u>10,000</u>

5 Year Expenditure Plan	Expend to Date	2012	2013	2014	2015/2016
	3,642	6,357	0	0	0

Project: 541800

Description: Phase III of ESSP project: Develop facilities for public recreational and fish & wildlife habitat protection purposes. Phase I & II were paid by local REP fund.

Managed By: Land

Type: Resource protection

Operating Impact: No changes to revenue or costs anticipated.

Funding Source:	Budget at 12/31/2011	2012 Approp	Total Budget
Measure AA Bond	200,000	0	200,000
CA Coastal Conservancy	1,472,000	0	1,472,000
Resource Enhancement Program	100,000	0	100,000
Project Total:	<u>1,772,000</u>	<u>0</u>	<u>1,772,000</u>

5 Year Expenditure Plan	Expend to Date	2012	2013	2014	2015/2016
	1,549,349	50,000	25,000	25,000	122,651

2012-2016 PROJECTS

ACTIVE PROJECTS

Eastshore State Park - continued

Project: 571500

Description: Conduct a restoration of beach and dune system and perform a public access feasibility study.

Managed By: Land

Type: Resource protection

Operating Impact: No changes to revenue or costs anticipated.

Funding Source:	Budget at 12/31/2011	2012 Approp	Total Budget
General Fund	8,000	0	8,000
CA Coastal Conservancy	100,000	0	100,000
Measure CC Property Tax	70,000	0	70,000
Resource Enhancement Program	183,912	0	183,912
Eastshore SP WW Bond	300,000	0	300,000
Project Total:	<u>661,912</u>	<u>0</u>	<u>661,912</u>

5 Year Expenditure Plan	Expend to Date	2012	2013	2014	2015/2016
	<u>203,646</u>	<u>458,266</u>	<u>0</u>	<u>0</u>	<u>0</u>

2012-2016 PROJECTS

ACTIVE PROJECTS

Garin Regional Park

Project: 146600

Description: Construct trail, ford and gates for a Ridge Trail connection from Stonebrae development area. Stonebrae to construct the trail improvements, District will provide design review and secondary inspection

Managed By: Design & Construction

Type: Public access

Operating Impact: Anticipated First Year of Operation: 2012

Operating Fund source: Zone of Benefit

New Revenue: \$0 Start Up Cost: \$74,400

Personnel: 1.15FTE Annual Operating Costs:\$193,618

Funding Source:	Budget at 12/31/2011	2012 Approp	Total Budget
General Fund	10,000	0	10,000
Project Total:	<u>10,000</u>	<u>0</u>	<u>10,000</u>

5 Year Expenditure Plan	Expend to Date	2012	2013	2014	2015/2016
	0	3,000	3,000	4,000	0

Project: 208000

Description: Hayward 1900/Stonebrae property acquisition.

Managed By: Land

Type: Land acquisition

Operating Impact: Anticipated First Year of Operation: 2012

Operating Fund Source: Zone of Benefit

New Revenue: \$0 Start Up Cost: \$46,400

Personnel:2.16 FTE Annual Operating Cost:\$243,621

Funding Source:	Budget at 12/31/2011	2012 Approp	Total Budget
Measure AA Bond	130,000	0	130,000
General Fund	10,000	0	10,000
Land Funds From Developers	450,000	0	450,000
Project Total:	<u>590,000</u>	<u>0</u>	<u>590,000</u>

5 Year Expenditure Plan	Expend to Date	2012	2013	2014	2015/2016
	584,831	5,169	0	0	0

Project: 231800

Description: Walpert Ridge property acquisition.

Managed By: Land

Type: Land acquisition

Operating Impact: Anticipated First Year Of Operation: 2012

See project 208000 for additional operating costs.

Funding Source:	Budget at 12/31/2011	2012 Approp	Total Budget
Measure AA Bond	15,000	0	15,000
Center Biological Diversity	29,698	0	29,698
Project Total:	<u>44,698</u>	<u>0</u>	<u>44,698</u>

5 Year Expenditure Plan	Expend to Date	2012	2013	2014	2015/2016
	35,731	8,967	0	0	0

2012-2016 PROJECTS

ACTIVE PROJECTS

Garin Regional Park - continued

Project: 236400

Description: Bailey Ranch property acquisition.

Managed By: Land

Type: Land acquisition

Operating Impact: No changes to revenue or costs anticipated.

Funding Source:	Budget at 12/31/2011	2012 Approp	Total Budget
Measure AA Bond	15,000	0	15,000
District Land Exchange Account	2,000	0	2,000
Donated Land	200,000	0	200,000
Project Total:	<u>217,000</u>	<u>0</u>	<u>217,000</u>

5 Year Expenditure Plan	Expend to Date	2012	2013	2014	2015/2016
	204,720	12,279	0	0	0

Project: 501300

Description: Frog and Salamander Habitat project consisting of restoration of the Newt Pond Wildlife Area at Garin, public education and partnerships for up to 3,500 participants.

Managed By: Stewardship

Type: Resource protection

Operating Impact: No changes to revenue or costs anticipated.

Funding Source:	Budget at 12/31/2011	2012 Approp	Total Budget
Regional Parks Foundation	25,000	0	25,000
Project Total:	<u>25,000</u>	<u>0</u>	<u>25,000</u>

5 Year Expenditure Plan	Expend to Date	2012	2013	2014	2015/2016
	1,235	1,000	11,382	11,382	0

Project: 502200

Description: Monitor landslide repairs performed by the adjacent developer.

Managed By: Design & Construction

Type: Public access

Operating Impact: No changes to revenue or costs anticipated.

Funding Source:	Budget at 12/31/2011	2012 Approp	Total Budget
General Fund	5,000	0	5,000
Project Total:	<u>5,000</u>	<u>0</u>	<u>5,000</u>

5 Year Expenditure Plan	Expend to Date	2012	2013	2014	2015/2016
	0	1,000	1,000	1,000	2,000

2012-2016 PROJECTS

ACTIVE PROJECTS

Garin To Mission Peak Trail

Project: 233800

Description: Garin to Mission Peak property acquisition.

Managed By: Land

Type: Land acquisition

Operating Impact: No changes to revenue or costs anticipated.

Funding Source:	Budget at 12/31/2011	2012 Approp	Total Budget		
Measure AA Bond	25,000	0	25,000		
Ridge Trail WW Bond	227,000	0	227,000		
Project Total:	252,000	0	252,000		
5 Year Expenditure Plan	Expend to Date	2012	2013	2014	2015/2016
	132,991	119,009	0	0	0

2012-2016 PROJECTS

ACTIVE PROJECTS

Hayward Regional Shoreline

Project: 104500

Description: Install doors for storage bays.

Managed By: Maintenance

Type: Infrastructure

Operating Impact: No changes to revenue or costs anticipated.

Funding Source:	Budget at 12/31/2011	2012 Approp	Total Budget
General Fund	50,000	0	50,000
Project Total:	<u>50,000</u>	<u>0</u>	<u>50,000</u>

5 Year Expenditure Plan	Expend to Date	2012	2013	2014	2015/2016
	34,260	15,740	0	0	0

Project: 136500

Description: Rebuild levees damaged by 2005 storms, using the time and materials method. Preserve the integrity of the existing trails, marshlands and inland improvements.

Managed By: Design & Construction

Type: Public access

Operating Impact: No changes to revenue or costs anticipated.

Funding Source:	Budget at 12/31/2011	2012 Approp	Total Budget
Measure AA Bond	68,113	0	68,113
Project Total:	<u>68,113</u>	<u>0</u>	<u>68,113</u>

5 Year Expenditure Plan	Expend to Date	2012	2013	2014	2015/2016
	68,190	0	0	0	0

Project: 136501

Description: Phase II of rebuilding levee

Managed By: Design & Construction

Type: Infrastructure

Operating Impact: No changes to revenue or costs anticipated.

Funding Source:	Budget at 12/31/2011	2012 Approp	Total Budget
Measure AA Bond	78,886	0	78,886
Project Total:	<u>78,886</u>	<u>0</u>	<u>78,886</u>

5 Year Expenditure Plan	Expend to Date	2012	2013	2014	2015/2016
	71,151	7,735	0	0	0

2012-2016 PROJECTS

ACTIVE PROJECTS

Hayward Regional Shoreline - continued

Project: 143200

Description: Repair the levee.

Managed By: Design & Construction

Type: Resource protection

Operating Impact: No changes to revenue or costs anticipated.

Funding Source:	Budget at 12/31/2011	2012 Approp	Total Budget
Measure AA Bond	392,000	0	392,000
Project Total:	<u>392,000</u>	<u>0</u>	<u>392,000</u>

5 Year Expenditure Plan	Expend to Date	2012	2013	2014	2015/2016
	378,350	13,650	0	0	0

Project: 147900

Description: Design and acquire permits for freshwater marsh for dredging and levee construction.

Managed By: Design & Construction

Type: Public access

Operating Impact: No changes to revenue or costs anticipated.

Funding Source:	Budget at 12/31/2011	2012 Approp	Total Budget
Hayward Shr WW Bond	150,000	0	150,000
Project Total:	<u>150,000</u>	<u>0</u>	<u>150,000</u>

5 Year Expenditure Plan	Expend to Date	2012	2013	2014	2015/2016
	4,689	75,000	70,311	0	0

Project: 236300

Description: City of Hayward property acquisition.

Managed By: Land

Type: Land acquisition

Operating Impact: No changes to revenue or costs anticipated.

Funding Source:	Budget at 12/31/2011	2012 Approp	Total Budget
Resource Enhancement Program	101,879	0	101,879
Hayward Shr WW Bond	1,460,460	0	1,460,460
Project Total:	<u>1,562,340</u>	<u>0</u>	<u>1,562,340</u>

5 Year Expenditure Plan	Expend to Date	2012	2013	2014	2015/2016
	1,560,198	2,142	0	0	0

2012-2016 PROJECTS

ACTIVE PROJECTS

Hayward Regional Shoreline - continued

Project: 236301

Description: Safety and security phase of newly acquired property-City of Hayward.

Managed By: Park Operations

Type: Safety & security

Operating Impact: No changes to revenue or costs anticipated.

Funding Source:	Budget at 12/31/2011	2012 Approp	Total Budget
Hayward Shr WW Bond	200,000	0	200,000
Project Total:	200,000	0	200,000

5 Year Expenditure Plan	Expend to Date	2012	2013	2014	2015/2016
	0	200,000	0	0	0

2012-2016 PROJECTS

ACTIVE PROJECTS

Hayward Shoreline To Coyote Hills Trail

Project: 139500

Description: Construct San Francisco Bay Trail improvements from Eden Landing to Union City Blvd.

Managed By: Design & Construction

Type: Infrastructure

Operating Impact: Anticipated First Year Of Operation: 2014

Operating Fund Source: General Fund

New Revenue: \$0 Start Up Cost: \$15,000

Personnel: .54 FTE Annual Operating Cost:\$78,529

Funding Source:	Budget at 12/31/2011	2012 Approp	Total Budget
FHWA ISTEA(TIP)DEV	980,000	0	980,000
Project Total:	<u>980,000</u>	<u>0</u>	<u>980,000</u>

5 Year Expenditure Plan	Expend to Date	2012	2013	2014	2015/2016
	252,281	0	0	36,386	691,332

Project: 232000

Description: Union City Bay Trail segment property acquisition.

Managed By: Land

Type: Land acquisition

Operating Impact: No changes to revenue or costs anticipated.

Funding Source:	Budget at 12/31/2011	2012 Approp	Total Budget
FHWA ISTEA(TIP)DEV	20,000	0	20,000
Project Total:	<u>20,000</u>	<u>0</u>	<u>20,000</u>

5 Year Expenditure Plan	Expend to Date	2012	2013	2014	2015/2016
	2,801	17,198	0	0	0

2012-2016 PROJECTS

ACTIVE PROJECTS

Iron Horse Regional Trail

Project: 147400

Description: Iron Horse Trail Feasibility Study from Dublin BART to Santa Rita Road.

Managed By: Land

Type: General

Operating Impact: No changes to revenue or costs anticipated.

Funding Source:	Budget at 12/31/2011	2012 Approp	Total Budget
Iron Horse Tr WW Bond	5,861	0	5,861
Project Total:	<u>5,861</u>	<u>0</u>	<u>5,861</u>

5 Year Expenditure Plan	Expend to Date	2012	2013	2014	2015/2016
	0	5,861	0	0	0

Project: 147401

Description: Develop Iron Horse Trail from Santa Rita Road to Dublin/Pleasanton BART Station connection.

Managed By: Land

Type: Public access

Operating Impact: No changes in revenue or costs anticipated.

Funding Source:	Budget at 12/31/2011	2012 Approp	Total Budget
U.S. Dept of Trans-TIGER II	500,000	0	500,000
Alamo Canal WW Bond	580,000	0	580,000
Iron Horse Tr WW Bond	1,139,138	0	1,139,138
Project Total:	<u>2,219,138</u>	<u>0</u>	<u>2,219,138</u>

5 Year Expenditure Plan	Expend to Date	2012	2013	2014	2015/2016
	508,035	400,000	1,200,000	111,103	0

Project: 502300

Description: JPA is designing and constructing a trail undercrossing at the 580/680 interchange. District to perform design review, secondary inspection of the project. Once completed District will operate and maintain the trail.

Managed By: Design & Construction

Type: Public access

Operating Impact: No changes to revenue or costs anticipated.

Funding Source:	Budget at 12/31/2011	2012 Approp	Total Budget
General Fund	5,000	0	5,000
Project Total:	<u>5,000</u>	<u>0</u>	<u>5,000</u>

5 Year Expenditure Plan	Expend to Date	2012	2013	2014	2015/2016
	294	3,000	1,705	0	0

2012-2016 PROJECTS

ACTIVE PROJECTS

Kennedy Grove Regional Recreation Area

Project: 136600

Description: Replace the existing substandard restroom with a new facility for ADA compliance.

Managed By: Design & Construction

Type: Infrastructure

Operating Impact: No changes to revenue or costs anticipated.

Funding Source:	Budget at 12/31/2011	2012 Approp	Total Budget
General Fund	14,435	0	14,435
Park & Rec Prop 40 Per Capita	225,924	0	225,924
Project Total:	<u>240,359</u>	<u>0</u>	<u>240,359</u>

5 Year Expenditure Plan	Expend to Date	2012	2013	2014	2015/2016
	240,359	0	0	0	0

Project: 550800

Description: Renovate family & group picnic sites and replace drinking fountains.

Managed By: Park Operations

Type: Infrastructure

Operating Impact: No changes to revenue or costs anticipated.

Funding Source:	Budget at 12/31/2011	2012 Approp	Total Budget
Measure CC Property Tax	62,160	0	62,160
Project Total:	<u>62,160</u>	<u>0</u>	<u>62,160</u>

5 Year Expenditure Plan	Expend to Date	2012	2013	2014	2015/2016
	36,363	10,000	10,000	5,797	0

Project: 551300

Description: Repair and repave pathways within the recreation area.

Managed By: Maintenance

Type: Infrastructure

Operating Impact: No changes to revenue or costs anticipated.

Funding Source:	Budget at 12/31/2011	2012 Approp	Total Budget
Measure CC Property Tax	39,960	0	39,960
Project Total:	<u>39,960</u>	<u>0</u>	<u>39,960</u>

5 Year Expenditure Plan	Expend to Date	2012	2013	2014	2015/2016
	5,274	34,686	0	0	0

2012-2016 PROJECTS

ACTIVE PROJECTS

Lafayette/Moraga Regional Trail

Project: 505400

Description:

The 7.7 mile Lafayette/Moraga Regional Trail was one of the first "rails to trails" projects constructed in California. Formerly a rail corridor, it now serves as both a utility easement and a popular multi-use trail providing regional and local residential connections. The trail, established in 1972, is aging and segments of the pavement are in need of complete reconstruction as identified through the Pavement Management Program. Approximately 3.7 miles of trail are being removed and reconstructed. Pavement rehabilitation work is also being performed at existing staging areas.

Managed By: Design & Construction

Type: Public Access

Operating Impact: No changes to revenue or costs anticipated.

Funding Source:	Budget at 12/31/2011	2012 Approp	Total Budget
Two Co.Lighting & Landscape	897,745	0	897,745
FHWA ISTE A (TIP) DEV	715,000	0	715,000
	<u>1,612,745</u>	<u>0</u>	<u>1,612,745</u>

5 Year Expenditure Plan	<u>Expend to Date</u>	<u>2012</u>	<u>2013</u>	<u>2014</u>	<u>2015/2016</u>
	1,400,256	212,489	0	0	0



The Lafayette/Moraga trail is popular during the week for travel to school and work as well as on weekends for recreation. "I love our trail," called out a Lafayette jogger in the photo on the left, to general agreement.



The photo on the right shows a more recently paved segment in Moraga near the staging area.

2012-2016 PROJECTS

ACTIVE PROJECTS

Lake Chabot Regional Park

Project: 142700

Description: Install new boat dock and ADA access improvements to enhance the rowing and kayaking programs.

Managed By: Design & Construction

Type: Public access

Operating Impact: No changes to revenue or costs anticipated.

Funding Source:	Budget at 12/31/2011	2012 Approp	Total Budget
General Fund	124,000	0	124,000
Calif Dept Boating Waterways	54,450	0	54,450
Project Total:	<u>178,450</u>	<u>0</u>	<u>178,450</u>

5 Year Expenditure Plan	Expend to Date	2012	2013	2014	2015/2016
	47,647	0	0	130,803	0

Project: 142701

Description: Design & construct ADA-compliant fishing access improvements on the west bank adjacent to Lake Chabot Marina. Work to include rehabilitation of the exterior route of travel from existing parking lot to the Marina, reconstruction of fishing access path and bank erosion repair.

Managed By: Design & Construction

Type: Public access

Operating Impact: No changes to revenue or costs anticipated.

Funding Source:	Budget at 12/31/2011	2012 Approp	Total Budget
General Fund	63,900	0	63,900
Project Total:	<u>63,900</u>	<u>0</u>	<u>63,900</u>

5 Year Expenditure Plan	Expend to Date	2012	2013	2014	2015/2016
	48,468	15,432	0	0	0

Project: 144800

Description: Paving improvement to the staging area, construct ADA pedestrian paths and provide ADA parking at Ten Hills.

Managed By: Maintenance

Type: Public access

Operating Impact: No changes to revenue or costs anticipated.

Funding Source:	Budget at 12/31/2011	2012 Approp	Total Budget
General Fund	44,672	0	44,672
Park & Rec Prop 12 RZH Per Cap	36,564	0	36,564
Project Total:	<u>81,236</u>	<u>0</u>	<u>81,236</u>

5 Year Expenditure Plan	Expend to Date	2012	2013	2014	2015/2016
	82,488	0	0	0	0

2012-2016 PROJECTS

ACTIVE PROJECTS

Lake Chabot Regional Park - continued

Project: 504600

Description: Replace stairway from trail to shoreline. New aluminum stairs to be ADA compliant.

Managed By: Park Operations

Type: Infrastructure

Operating Impact: No changes to revenue or costs anticipated.

Funding Source:	Budget at 12/31/2011	2012 Approp	Total Budget		
General Fund	9,517	0	9,517		
Project Total:	9,517	0	9,517		
5 Year Expenditure Plan	Expend to Date	2012	2013	2014	2015/2016
	8,698	819	0	0	0

2012-2016 PROJECTS

ACTIVE PROJECTS

Las Trampas Regional Wilderness

Project: 171400

Description: Obtain initial environmental clearance permits and engineering design for road repairs.

Managed By: Design & Construction

Type: Infrastructure

Operating Impact: No changes to revenue or costs anticipated.

Funding Source:	Budget at 12/31/2011	2012 Approp	Total Budget
Disaster Recovery FR:GF 2791	50,000	0	50,000
FEMA DR-1628 Large Prj >57,500	613,498	0	613,498
Project Total:	663,498	0	663,498

5 Year Expenditure Plan	Expend to Date	2012	2013	2014	2015/2016
	598,366	40,748	24,384	0	

Project: 217500

Description: Bollinger Canyon Road to Las Trampas acquisition.

Managed By: Land

Type: Land acquisition

Operating Impact: No changes to revenue or costs anticipated.

Funding Source:	Budget at 12/31/2011	2012 Approp	Total Budget
Measure AA Bond Interest	50,000	0	50,000
Project Total:	50,000	0	50,000

5 Year Expenditure Plan	Expend to Date	2012	2013	2014	2015/2016
	20,057	29,943	0	0	0

Project: 231301

Description: Safety and security phase of acquired property-Chen.

Managed By: Park Operations

Type: Safety & security

Operating Impact: No changes to revenue or costs anticipated.

Funding Source:	Budget at 12/31/2011	2012 Approp	Total Budget
Measure AA Bond	50,000	0	50,000
Project Total:	50,000	0	50,000

5 Year Expenditure Plan	Expend to Date	2012	2013	2014	2015/2016
	24,417	0	20,000	5,582	0

2012-2016 PROJECTS

ACTIVE PROJECTS

Las Trampas Regional Wilderness - continued

Project: 233401

Description: Safety and security phase of acquired property-De Gennaro II.

Managed By: Park Operations

Type: Safety & security

Operating Impact: No changes to revenue or costs anticipated.

Funding Source:	Budget at 12/31/2011	2012 Approp	Total Budget
Measure AA Bond Interest	23,075	0	23,075
Project Total:	<u>23,075</u>	<u>0</u>	<u>23,075</u>

5 Year Expenditure Plan	Expend to Date	2012	2013	2014	2015/2016
	19,125	<u>3,950</u>	<u>0</u>	<u>0</u>	<u>0</u>

2012-2016 PROJECTS

ACTIVE PROJECTS

Las Trampas To Mt. Diablo Regional Trail

Project: 233300

Description: Alamo Crest property acquisition.

Managed By: Land

Type: Land acquisition

Operating Impact: No changes to revenue or costs anticipated.

Funding Source:	Budget at 12/31/2011	2012 Approp	Total Budget
Measure AA Bond	20,000	0	20,000
Project Total:	<u>20,000</u>	<u>0</u>	<u>20,000</u>

5 Year Expenditure Plan	Expend to Date	2012	2013	2014	2015/2016
	<u>0</u>	<u>20,000</u>	<u>0</u>	<u>0</u>	<u>0</u>

Project: 233301

Description: Safety and security for acquired property-Alamo Crest.

Managed By: Park Operations

Type: Safety & security

Operating Impact: No changes to revenue or costs anticipated.

Funding Source:	Budget at 12/31/2011	2012 Approp	Total Budget
Measure AA Bond	130,000	0	130,000
Land Funds Private Party	75,000	0	75,000
Project Total:	<u>205,000</u>	<u>0</u>	<u>205,000</u>

5 Year Expenditure Plan	Expend to Date	2012	2013	2014	2015/2016
	<u>0</u>	<u>205,000</u>	<u>0</u>	<u>0</u>	<u>0</u>

2012-2016 PROJECTS

ACTIVE PROJECTS

Little Hills Regional Recreation Area

Project: 126200

Description: Renovate kitchen and serving areas. Install utility upgrade.

Managed By: Design & Construction

Type: Public access

Operating Impact: No changes to revenue or costs anticipated.

Funding Source:	Budget at 12/31/2011	2012 Approp	Total Budget		
General Fund	340,779	0	340,779		
Project Total:	340,779	0	340,779		
5 Year Expenditure Plan	Expend to Date	2012	2013	2014	2015/2016
	232,067	50,000	58,712	0	0

2012-2016 PROJECTS

ACTIVE PROJECTS

Livermore Area Recreation & Park District

Project: 504200

Description: Brushy Peak development study.

Managed By: Design & Construction

Type: Infrastructure

Operating Impact: No changes to revenue or costs anticipated.

Funding Source:	Budget at 12/31/2011	2012 Approp	Total Budget		
GF-Livermore Area Recreation	899,752	0	899,752		
Project Total:	<u>899,752</u>	<u>0</u>	<u>899,752</u>		
5 Year Expenditure Plan	Expend to Date	2012	2013	2014	2015/2016
	<u>825,246</u>	<u>74,506</u>	<u>0</u>	<u>0</u>	<u>0</u>

2012-2016 PROJECTS

ACTIVE PROJECTS

Martin Luther King, Jr. To Crown Beach Trail

Project: 503800

Description: Preliminary survey work as needed to develop a preferred trail alignment and determine potential property rights needed for a future segment of the Bay Trail from Tidewater Aquatic Center to High Street at Martin Luther King, Jr Regional Shoreline.

Managed By: Design & Construction

Type: Public access

Operating Impact: No changes to revenue or costs anticipated.

Funding Source:	Budget at 12/31/2011	2012 Approp	Total Budget
General Fund	10,000	0	10,000
MLK Jr Shr WW Bond	25,000	0	25,000
Project Total:	<u>35,000</u>	<u>0</u>	<u>35,000</u>

5 Year Expenditure Plan	Expend to Date	2012	2013	2014	2015/2016
	<u>9,657</u>	<u>12,740</u>	<u>12,603</u>	<u>0</u>	<u>0</u>

2012-2016 PROJECTS

ACTIVE PROJECTS

Martin Luther King Jr. Regional Shoreline

Project: 116300

Description: Phase 2 improvements to Tidewater use area.

Managed By: Design & Construction

Type: Resource protection

Operating Impact: No changes to revenue or costs anticipated.

Funding Source:	Budget at 12/31/2011	2012 Approp	Total Budget
Measure AA Bond	50,000	0	50,000
Project Total:	<u>50,000</u>	<u>0</u>	<u>50,000</u>

5 Year Expenditure Plan	Expend to Date	2012	2013	2014	2015/2016
	38,511	11,489	0	0	0

Project: 126401

Description: Design & construct aquatic center building complex & floating dock system to serve boating & water-related safety & recreational programs. Building facilities to include two boat storage structures & one combination building with restroom/shower facility, offices & security residence. Site work to include grading, utility connections, paving circulation controls, landscaping & a segment of Bay Trail.

Managed By: Design & Construction

Type: Public access

Operating Impact: No changes to revenue or costs anticipated.

Funding Source:	Budget at 12/31/2011	2012 Approp	Total Budget
Park & Rec Urban Park Act	3,000,000	0	3,000,000
Measure CC Property Tax	2,880,689	0	2,880,689
Project Total:	<u>5,880,689</u>	<u>0</u>	<u>5,880,689</u>

5 Year Expenditure Plan	Expend to Date	2012	2013	2014	2015/2016
	5,507,693	19,030	38,060	315,906	0

Project: 126402

Description: Tidewater Boating Center dock expansion the existing low float rowing dock along with the installation of an ADA paddling dock.

Managed By: Design & Construction

Type: Public access

Operating Impact: No changes to revenue or costs anticipated.

Funding Source:	Budget at 12/31/2011	2012 Approp	Total Budget
Calif Dept Boating Waterways	300,000	0	300,000
Project Total:	<u>300,000</u>	<u>0</u>	<u>300,000</u>

5 Year Expenditure Plan	Expend to Date	2012	2013	2014	2015/2016
	0	300,000	0	0	0
2012 Projects Budget Book					
Five-Year Expenditure Plan		460			
					East Bay Regional Park District

2012-2016 PROJECTS

ACTIVE PROJECTS

Martin Luther King Jr. Regional Shoreline - continued

Project: 170700

Description: Retrofit boat launch ramp at Doolittle for Americans with Disabilities Act compliance.

Managed By: Design & Construction

Type: Infrastructure

Operating Impact: No changes to revenue or costs anticipated.

Funding Source:	Budget at 12/31/2011	2012 Approp	Total Budget
General Fund	15,000	0	15,000
Measure CC Property Tax	44,400	0	44,400
Project Total:	<u>59,400</u>	<u>0</u>	<u>59,400</u>

5 Year Expenditure Plan	Expend to Date	2012	2013	2014	2015/2016
	0	59,400	0	0	0

Project: 236901

Description: Safety and security phase of FRB Inc acquisition.

Managed By: Park Operations

Type: Safety & security

Operating Impact: No changes to revenue or costs anticipated.

Funding Source:	Budget at 12/31/2011	2012 Approp	Total Budget
Wildcat Canyon WW Bond	127,000	0	127,000
Project Total:	<u>127,000</u>	<u>0</u>	<u>127,000</u>

5 Year Expenditure Plan	Expend to Date	2012	2013	2014	2015/2016
	0	127,000	0	0	0

Project: 500100

Description: Doolittle trail section study.

Managed By: Design & Construction

Type: Public access

Operating Impact: No changes to revenue or costs anticipated.

Funding Source:	Budget at 12/31/2011	2012 Approp	Total Budget
General Fund	15,000	0	15,000
Measure CC Property Tax	200,000	0	200,000
Project Total:	<u>215,000</u>	<u>0</u>	<u>215,000</u>

5 Year Expenditure Plan	Expend to Date	2012	2013	2014	2015/2016
	207,922	7,078	0	0	0

2012-2016 PROJECTS

ACTIVE PROJECTS

Martinez Regional Shoreline

Project: 133600

Description: Clean up service yard. Develop and construct turnaround. Install gate.

Managed By: Park Operations

Type: Resource protection

Operating Impact: No changes to revenue or costs anticipated.

Funding Source:	Budget at 12/31/2011	2012 Approp	Total Budget		
General Fund	25,000	0	25,000		
Designated for Land Fund	30,000	0	30,000		
Contra Costa County	30,000	0	30,000		
Project Total:	<u>85,000</u>	<u>0</u>	<u>85,000</u>		

5 Year Expenditure Plan	Expend to Date	2012	2013	2014	2015/2016
	63,724	21,276	0	0	0

2012-2016 PROJECTS

ACTIVE PROJECTS

Miller/Knox Regional Shoreline

Project: 148900

Description: Install play area and pave surrounding the play area.

Managed By: Maintenance

Type: Public access

Operating Impact: No changes to revenue or costs anticipated.

Funding Source:	Budget at 12/31/2011	2012 Approp	Total Budget
General Fund	23,017	0	23,017
Regional Parks Foundation	100,000	0	100,000
Project Total:	<u>123,017</u>	<u>0</u>	<u>123,017</u>

5 Year Expenditure Plan	Expend to Date	2012	2013	2014	2015/2016
	123,017	0	0	0	0

Project: 172900

Description: Remove railroad tracks, fencing and regrade railroad right-of-way to provide public access from park to the bay and to Keller Beach. Implement a major renovation of meadow areas-verticut, topdress, seed and extend irrigation.

Managed By: Design & Construction

Type: Public access

Operating Impact: No changes to revenue or costs anticipated.

Funding Source:	Budget at 12/31/2011	2012 Approp	Total Budget
Measure AA Bond	82,339	0	82,339
Measure CC Property Tax	1,222,000	0	1,222,000
Project Total:	<u>1,304,339</u>	<u>0</u>	<u>1,304,339</u>

5 Year Expenditure Plan	Expend to Date	2012	2013	2014	2015/2016
	8,297	64,802	110,133	1,121,106	0

Project: 548500

Description: Renovate family and group picnic tables, (79), barbecue grills and drinking fountains.

Managed By: Park Operations

Type: Infrastructure

Operating Impact: No changes to revenue or costs anticipated.

Funding Source:	Budget at 12/31/2011	2012 Approp	Total Budget
Measure CC Property Tax	50,000	0	50,000
Project Total:	<u>50,000</u>	<u>0</u>	<u>50,000</u>

5 Year Expenditure Plan	Expend to Date	2012	2013	2014	2015/2016
	37,567	8,000	4,433	0	0

2012-2016 PROJECTS

ACTIVE PROJECTS

Miller/Knox Regional Shoreline - continued

Project: 572100

Description: Remove 16,000 cubic yards of silt and vegetation to keep the park's lagoon healthy.

Managed By: Design & Construction

Type: Resource protection

Operating Impact: No changes to revenue or costs anticipated.

Funding Source:	Budget at 12/31/2011	2012 Approp	Total Budget
Measure CC Property Tax	55,000	317,960	372,960
Project Total:	55,000	317,960	372,960

5 Year Expenditure Plan	Expend to Date	2012	2013	2014	2015/2016
	0	40,000	15,000	317,960	0

2012-2016 PROJECTS

ACTIVE PROJECTS

Mission Peak Regional Preserve

Project: 148100

Description: Design expansion of Stanford staging area parking.

Managed By: Design & Construction

Type: Infrastructure

Operating Impact: No changes to revenue or costs anticipated.

Funding Source:	Budget at 12/31/2011	2012 Approp	Total Budget
Mission Peak WW Bond	150,000	0	150,000
Project Total:	<u>150,000</u>	<u>0</u>	<u>150,000</u>

5 Year Expenditure Plan	Expend to Date	2012	2013	2014	2015/2016
	39,795	11,615	98,590	0	0

Project: 535500

Description: Accumulated grazing revenues from leased property are used to maintain the grazing area around Ohlone College.

Managed By: Stewardship

Type: Resource protection

Operating Impact: No changes to revenue or costs anticipated.

Funding Source:	Budget at 12/31/2011	2012 Approp	Total Budget
General Fund	23,873	0	23,873
Project Total:	<u>23,873</u>	<u>0</u>	<u>23,873</u>

5 Year Expenditure Plan	Expend to Date	2012	2013	2014	2015/2016
	10,504	8,456	4,913	0	0

2012-2016 PROJECTS

ACTIVE PROJECTS

Mokelumne Coast To Crest Trail

Project: 505200

Description: Joint powers agreement with Contra Costa County to construct the Mokelumne trail segment in the Orwood bridge replacement project.

Managed By: Trails

Type: Public access

Operating Impact: Anticipated First Year of Operation: 2013

Operating Fund Source: General Fund

New Revenue: \$0 Start Up Cost: \$0

Personnel: .02 FTE Annual Operating Cost: \$2,465

Funding Source:	Budget at 12/31/2011	2012 Approp	Total Budget
Measure AA Bond	261,000	0	261,000
Project Total:	<u>261,000</u>	<u>0</u>	<u>261,000</u>

5 Year Expenditure Plan	Expend to Date	2012	2013	2014	2015/2016
	362	0	260,637	0	0

2012-2016 PROJECTS

ACTIVE PROJECTS

Morgan Territory Regional Preserve

Project: 217801

Description: Safety and security for the newly acquired property.

Managed By: Land

Type: Land acquisition

Operating Impact: No changes to revenue or costs anticipated.

Funding Source:	Budget at 12/31/2011	2012 Approp	Total Budget
Measure AA Bond	10,000	0	10,000
Project Total:	<u>10,000</u>	<u>0</u>	<u>10,000</u>

5 Year Expenditure Plan	Expend to Date	2012	2013	2014	2015/2016
	0	0	5,000	5,000	0

Project: 231600

Description: Finley property acquisition.

Managed By: Land

Type: Land acquisition

Operating Impact: No changes to revenue or costs anticipated.

Funding Source:	Budget at 12/31/2011	2012 Approp	Total Budget
Private Party Grants	75,000	0	75,000
Project Total:	<u>75,000</u>	<u>0</u>	<u>75,000</u>

5 Year Expenditure Plan	Expend to Date	2012	2013	2014	2015/2016
	0	75,000	0	0	0

Project: 232501

Description: Safety and Security for acquired land.

Managed By: Park Operations

Type: Land acquisition

Operating Impact: No changes to revenue or costs anticipated.

Funding Source:	Budget at 12/31/2011	2012 Approp	Total Budget
Measure AA Bond	10,000	0	10,000
Project Total:	<u>10,000</u>	<u>0</u>	<u>10,000</u>

5 Year Expenditure Plan	Expend to Date	2012	2013	2014	2015/2016
	0	0	5,000	5,000	0

2012-2016 PROJECTS

ACTIVE PROJECTS

Morgan Territory Regional Preserve - continued

Project: 233001

Description: Shappell Industries Property.

Managed By: Park Operations

Type: Safety & security

Operating Impact: No changes to revenue or costs anticipated.

Funding Source:	Budget at 12/31/2011	2012 Approp	Total Budget
Resource Enhancement Program	10,000	0	10,000
Project Total:	<u>10,000</u>	<u>0</u>	<u>10,000</u>

5 Year Expenditure Plan	Expend to Date	2012	2013	2014	2015/2016
	1,500	0	0	4,500	4,000

Project: 237900

Description: Save Mount Diablo-Galvin Ranch Acquisition.

Managed By: Land

Type: Land acquisition

Operating Impact: No changes to revenue or costs anticipated.

Funding Source:	Budget at 12/31/2011	2012 Approp	Total Budget
Measure AA Bond	50,300	0	50,300
Land Fund Moore Foundation	166,500	0	166,500
Fed-Land Habitat Conservatn PI	166,500	0	166,500
Project Total:	<u>383,300</u>	<u>0</u>	<u>383,300</u>

5 Year Expenditure Plan	Expend to Date	2012	2013	2014	2015/2016
	50,006	333,294	0	0	0

Project: 237901

Description: Safety and security phase of new acquired property-Galvin Ranch.

Managed By: Park Operations

Type: Safety & security

Operating Impact: No changes to revenue or costs anticipated.

Funding Source:	Budget at 12/31/2011	2012 Approp	Total Budget
Measure AA Bond	19,300	0	19,300
Project Total:	<u>19,300</u>	<u>0</u>	<u>19,300</u>

5 Year Expenditure Plan	Expend to Date	2012	2013	2014	2015/2016
	0	19,300	0	0	0

2012-2016 PROJECTS

ACTIVE PROJECTS

Morgan Territory Regional Preserve - continued

Project: 238000

Description: Save Mount Diablo-Moss Rock Acquisition.

Managed By: Land

Type: Land acquisition

Operating Impact: No changes to revenue or costs anticipated.

Funding Source:	Budget at 12/31/2011	2012 Approp	Total Budget
Measure AA Bond	54,300	0	54,300
Land Fund Moore Foundation	184,500	0	184,500
Fed-Land Habitat Conservatn PI	184,500	0	184,500
Project Total:	<u>423,300</u>	<u>0</u>	<u>423,300</u>

5 Year Expenditure Plan	Expend to Date	2012	2013	2014	2015/2016
	54,608	368,692	0	0	0

Project: 238001

Description: Safety and security phase of acquired property-Save Mount Diablo/Moss Rock .

Managed By: Park Operations

Type: Safety & security

Operating Impact: No changes to revenue or costs anticipated.

Funding Source:	Budget at 12/31/2011	2012 Approp	Total Budget
Measure AA Bond	12,550	0	12,550
Project Total:	<u>12,550</u>	<u>0</u>	<u>12,550</u>

5 Year Expenditure Plan	Expend to Date	2012	2013	2014	2015/2016
	0	12,550	0	0	0

Project: 500400

Description: Non-native plant control.

Managed By: Stewardship

Type: Resource protection

Operating Impact: No changes to revenue or costs anticipated.

Funding Source:	Budget at 12/31/2011	2012 Approp	Total Budget
Resource Enhancement Program	10,300	0	10,300
Project Total:	<u>10,300</u>	<u>0</u>	<u>10,300</u>

5 Year Expenditure Plan	Expend to Date	2012	2013	2014	2015/2016
	765	3,200	3,200	3,134	0

2012-2016 PROJECTS

ACTIVE PROJECTS

Morgan Territory Regional Preserve - continued

Project: 510100

Description: Signage installation.

Managed By: Park Operations

Type: Public access

Operating Impact: No changes to revenue or costs anticipated.

Funding Source:	Budget at 12/31/2011	2012 Approp	Total Budget
General Fund	1,200	0	1,200
Greenways Trail Program	1,000	0	1,000
Project Total:	<u>2,200</u>	<u>0</u>	<u>2,200</u>

5 Year Expenditure Plan	Expend to Date	2012	2013	2014	2015/2016
	0	2,200	0	0	0

Project: 548900

Description: Spring fed pond leaks and is clogged. Dredge to rock base, line with clay to seal leaks. Improve spillway. Reinforce fence to prevent feral pig access.

Managed By: Park Operations

Type: Resource protection

Operating Impact: No changes to revenue or costs anticipated.

Funding Source:	Budget at 12/31/2011	2012 Approp	Total Budget
Resource Enhancement Program	18,950	0	18,950
Project Total:	<u>18,950</u>	<u>0</u>	<u>18,950</u>

5 Year Expenditure Plan	Expend to Date	2012	2013	2014	2015/2016
	106	0	0	18,844	0

2012-2016 PROJECTS

ACTIVE PROJECTS

Niles Canyon Regional Trail

Project: 228700

Description: Feasibility study.

Managed By: Trails

Type: Land acquisition

Operating Impact: No changes to revenue or costs anticipated.

Funding Source:	Budget at 12/31/2011	2012 Approp	Total Budget		
Measure AA Bond	4,709	0	4,709		
Two Co. Lighting & Landscape	5,348	0	5,348		
San Francisco Water Dist/PUC	25,000	0	25,000		
Project Total:	<u>35,057</u>	<u>0</u>	<u>35,057</u>		
5 Year Expenditure Plan	Expend to Date	2012	2013	2014	2015/2016
	20,790	14,267	0	0	0

2012-2016 PROJECTS

ACTIVE PROJECTS

North Richmond Wetlands

Project: 142100

Description: The San Francisco Bay Trail Wildcat Creek to San Pablo Creek segment will link the Park District's Wildcat Creek staging area north to the existing Landfill Loop Trail staging at the former West Contra Costa County landfill site. It is aligned immediately west of the West County Wastewater District treatment facility and hugs the edge of Wildcat Marsh offering sweeping views of this Bay habitat and the industrial landscape from which public access is being reclaimed.

Managed By: Design & Construction

Type: Public Access

Operating Impact: Anticipated First Year of Operation: 2016

Operating Fund Source: Measure CC

New Revenue: \$0 Start Up Costs: \$0

Personnel: .10 FTE Annual Operation Cost: \$13,731

Funding Source:	Budget at 12/31/2011	2012 Approp	Total Budget
Measure AA Bond	475,408	0	475,408
CA Coastal Conservancy	112,500		112,500
Measure CC Property Tax	150,000	0	150,000
	<u>737,908</u>	<u>0</u>	<u>737,908</u>

5 Year Expenditure Plan	Expend to Date	2012	2013	2014	2015/2016
	747,077	0	0	0	0



The top photos show the existing Wildcat Creek segment of the S.F. Bay Trail, heading west towards the bay. The photos above show the link to the new trail segment.

2012-2016 PROJECTS

ACTIVE PROJECTS

North Richmond Wetlands - continued

Project: 234700

Description: Richmond Wetlands Project Area property acquisition.

Managed By: Land

Type: Land acquisition

Operating Impact: No changes to revenue or costs anticipated.

Funding Source:	Budget at 12/31/2011	2012 Approp	Total Budget
Measure AA Bond	45,000	0	45,000
Enviro. Enhance & Mitigation	300,000	0	300,000
Project Total:	<u>345,000</u>	<u>0</u>	<u>345,000</u>

5 Year Expenditure Plan	Expend to Date	2012	2013	2014	2015/2016
	36,597	308,403	0	0	0

Project: 500200

Description: Wetlands study.

Managed By: Stewardship

Type: Resource protection

Operating Impact: No changes to revenue or costs anticipated.

Funding Source:	Budget at 12/31/2011	2012 Approp	Total Budget
Measure CC Property Tax	150,000	0	150,000
Project Total:	<u>150,000</u>	<u>0</u>	<u>150,000</u>

5 Year Expenditure Plan	Expend to Date	2012	2013	2014	2015/2016
	355	29,929	29,929	29,929	59,858

2012-2016 PROJECTS

ACTIVE PROJECTS

Oyster Bay Regional Shoreline

Project: 142400

Description: Develop access road improvements and picnic facilities. Provide irrigation for turf meadow.

Managed By: Design & Construction

Type: Public access

Operating Impact: Anticipated First Year of Operation: 2016

Operating Fund Source: General Fund

New Revenue: \$0 Start Up Costs: \$20,000

Personnel: 1.54 FTE Annual Operating Cost:\$245,055

Funding Source:	Budget at 12/31/2011	2012 Approp	Total Budget
Measure AA Bond	833,078	0	833,078
Project Total:	<u>833,078</u>	<u>0</u>	<u>833,078</u>

5 Year Expenditure Plan	Expend to Date	2012	2013	2014	2015/2016
	219,878	31,000	15,500	15,500	551,200

Project: 142401

Description: Install open turf.

Managed By: Design & Construction

Type: Public access

Operating Impact: Anticipated First Year of Operation: 2016

Operating Fund Source: General Fund

New Revenue: \$0 Start Up Cost: \$77,000

Personnel: 1.1 FTE Annual Operating Cost: \$136,859

Funding Source:	Budget at 12/31/2011	2012 Approp	Total Budget
Measure AA Bond	385,712	0	385,712
General Fund	9,943	0	9,943
Land & Water Conservation Fund	161,703	0	161,703
Private Party Grants	90,071	0	90,071
Project Total:	<u>647,429</u>	<u>0</u>	<u>647,429</u>

5 Year Expenditure Plan	Expend to Date	2012	2013	2014	2015/2016
	674,318	0	0	0	0

2012-2016 PROJECTS

ACTIVE PROJECTS

Oyster Bay Regional Shoreline - continued

Project: 501700

Description: Provide survey support to City of San Leandro with the installation of Pedestrian Bridge over the channel at the end of Davis Street.

Managed By: Design & Construction

Type: Public access

Operating Impact: No changes to revenue or costs anticipated.

Funding Source:	Budget at 12/31/2011	2012 Approp	Total Budget
Measure AA Bond	118,893	0	118,893
General Fund	23,300	0	23,300
Project Total:	<u>142,193</u>	<u>0</u>	<u>142,193</u>

5 Year Expenditure Plan	Expend to Date	2012	2013	2014	2015/2016
	142,192	170,050	0	0	0

Project: 506000

Description: Install and maintain landscape.

Managed By: Park Operations

Type: Public access

Operating Impact: No changes to revenue or costs anticipated.

Funding Source:	Budget at 12/31/2011	2012 Approp	Total Budget
Private Party Grants	95,102	0	95,102
Project Total:	<u>95,102</u>	<u>0</u>	<u>95,102</u>

5 Year Expenditure Plan	Expend to Date	2012	2013	2014	2015/2016
	0	95,102	0	0	0

Project: 599902

Description: The purpose of this project is to track staff time for coordinating with Waste Management of Alameda County regarding Oyster Bay improvements, including monitoring wells, storm water improvements, site fill, public access improvements, etc.

Managed By: Design & Construction

Type: General

Operating Impact: No changes to revenue or costs anticipated.

Funding Source:	Budget at 12/31/2011	2012 Approp	Total Budget
General Fund	20,000	0	20,000
Project Total:	<u>20,000</u>	<u>0</u>	<u>20,000</u>

5 Year Expenditure Plan	Expend to Date	2012	2013	2014	2015/2016
	13,035	6,965	0	0	0

2012-2016 PROJECTS

ACTIVE PROJECTS

Pleasanton Ridge Regional Park

Project: 134600

Description: Make improvements to Garms Road entrance, including constructing a left turn lane, improving the signal light and adding a gate at the access road.

Managed By: Design & Construction

Type: Infrastructure

Operating Impact: Anticipated First Year of Operation: 2016

Operating Fund Source: General Fund

New Revenue: \$0 Start Up Costs: \$ 60,000

Personnel: 1.45 FTE Annual Operating Cost:\$200,010

Funding Source:	Budget at 12/31/2011	2012 Approp	Total Budget
Measure AA Bond	833,000	0	833,000
Developer Grants	145,000	0	145,000
Project Total:	<u>978,000</u>	<u>0</u>	<u>978,000</u>

5 Year Expenditure Plan	Expend to Date	2012	2013	2014	2015/2016
	41,218	0	0	93,612	843,170

Project: 205201

Description: Safety and security phase of acquired property-Tehan Falls.

Managed By: Park Operations

Type: Land acquisition

Operating Impact: No changes to revenue or costs anticipated.

Funding Source:	Budget at 12/31/2011	2012 Approp	Total Budget
Measure AA Bond Interest	64,000	0	64,000
Project Total:	<u>64,000</u>	<u>0</u>	<u>64,000</u>

5 Year Expenditure Plan	Expend to Date	2012	2013	2014	2015/2016
	0	0	0	40,000	24,000

Project: 205801

Description: Safety and security phase of acquired property-Schuhart II.

Managed By: Park Operations

Type: Land acquisition

Operating Impact: No changes to revenue or costs anticipated.

Funding Source:	Budget at 12/31/2011	2012 Approp	Total Budget
Measure AA Bond Interest	29,600	0	29,600
Project Total:	<u>29,600</u>	<u>0</u>	<u>29,600</u>

5 Year Expenditure Plan	Expend to Date	2012	2013	2014	2015/2016
	0	0	0	29,600	0

2012-2016 PROJECTS

ACTIVE PROJECTS

Pleasanton Ridge Regional Park - continued

Project: 233501

Description: Safety and security phase of acquired property - Tyler Ranch/Roberts/King.

Managed By: Maintenance

Type: Safety & security

Operating Impact: No changes to revenue or costs anticipated.

Funding Source:	Budget at 12/31/2011	2012 Approp	Total Budget
Measure AA Bond	10,000	0	10,000
Pleasanton Ridge WW Bond Princ	229,000	0	229,000
Project Total:	<u>239,000</u>	<u>0</u>	<u>239,000</u>

5 Year Expenditure Plan	Expend to Date	2012	2013	2014	2015/2016
	0	239,000	0	0	0

Project: 235700

Description: Owen property acquisition.

Managed By: Land

Type: Land acquisition

Operating Impact: No changes to revenue or costs anticipated.

Funding Source:	Budget at 12/31/2011	2012 Approp	Total Budget
CA Coastal Conservancy	1,000,000	0	1,000,000
Land Fund Moore Foundation	1,000,000	0	1,000,000
Pleasanton Ridge WW Bond Princ	2,022,500	0	2,022,500
Project Total:	<u>4,022,500</u>	<u>0</u>	<u>4,022,500</u>

5 Year Expenditure Plan	Expend to Date	2012	2013	2014	2015/2016
	4,020,224	2,276	0	0	0

Project: 235701

Description: Safety & Security for newly acquired Owen property.

Managed By: Land

Type: Safety & security

Operating Impact: No changed to revenue or costs anticipated.

Funding Source:	Budget at 12/31/2011	2012 Approp	Total Budget
Pleasanton Ridge WW Bond Princ	65,000	0	65,000
Project Total:	<u>65,000</u>	<u>0</u>	<u>65,000</u>

5 Year Expenditure Plan	Expend to Date	2012	2013	2014	2015/2016
	0	65,000	0	0	0

2012-2016 PROJECTS

ACTIVE PROJECTS

Pleasanton Ridge Regional Park - continued

Project: 506300

Description: Road repair to enhance habitat and protects natural resources.

Managed By: Land

Type: Resource protection

Operating Impact: No changes to revenue or costs anticipated.

Funding Source:	Budget at 12/31/2011	2012 Approp	Total Budget
Land Fund Moore Foundation	150,000	0	150,000
Project Total:	<u>150,000</u>	<u>0</u>	<u>150,000</u>

5 Year Expenditure Plan	Expend to Date	2012	2013	2014	2015/2016
	679	149,321	0	0	0

Project: 549000

Description: Restore district ponds.

Managed By: Stewardship

Type: Resource protection

Operating Impact: No changes to revenue or costs anticipated.

Funding Source:	Budget at 12/31/2011	2012 Approp	Total Budget
Resource Enhancement Program	60,000	0	60,000
Project Total:	<u>60,000</u>	<u>0</u>	<u>60,000</u>

5 Year Expenditure Plan	Expend to Date	2012	2013	2014	2015/2016
	0	0	30,000	30,000	0

Project: 599903

Description: Survey work for Maintenance Department for Pleasanton Ridge and Diablo Foothills.

Managed By: Design & Construction

Type: Public access

Operating Impact: No change to revenue or costs anticipated.

Funding Source:	Budget at 12/31/2011	2012 Approp	Total Budget
General Fund	10,000	0	10,000
Project Total:	<u>10,000</u>	<u>0</u>	<u>10,000</u>

5 Year Expenditure Plan	Expend to Date	2012	2013	2014	2015/2016
	1,219	8,781	0	0	0

2012-2016 PROJECTS

ACTIVE PROJECTS

Point Pinole Regional Shoreline

Project: 146700

Description: Develop interpretive center program, concept plan, scope and estimate for Prop 84 application.

Managed By: Design & Construction

Type: Public access

Operating Impact: Anticipated First Year of Operation: 2016

Operating Fund Source: General Fund

New Revenue: \$15,000 Start Up cost: \$65,000

Personnel: 6.53 FTE Annual Operating Cost:\$889,359

Funding Source:	Budget at 12/31/2011	2012 Approp	Total Budget
General Fund	57,207	0	57,207
Point Pinole WW Bond	200,000	0	200,000
Project Total:	<u>257,207</u>	<u>0</u>	<u>257,207</u>

5 Year Expenditure Plan	Expend to Date	2012	2013	2014	2015/2016
	92,560	82,323	82,323	0	0

Project: 148000

Description: Improve the 218-acre Breuner property in North Richmond to provide restoration of ecological habitats, creation of public access facilities and complete the San Francisco Bay Trail gap between Goodrick Ave and Point Pinole Regional Shoreline. Preliminary activities include additional engineering studies, legal requirements and permits.

Managed By: Trails

Type: Resource protection

Operating Impact: Anticipated First Year of Operation: 2014

Operating Fund Source: General Fund

New Revenue: \$0 Start Up Cost: \$4,000

Personnel: .90 FTE Annual Operating Cost:\$106,778

Funding Source:	Budget at 12/31/2011	2012 Approp	Total Budget
Measure CC Property Tax	0	325,000	325,000
Resource Enhancement Program	125,000	0	125,000
Bay Trail WW Bond	300,000	0	300,000
N.Richmond Shr WW Bond	250,000	0	250,000
Project Total:	<u>675,000</u>	<u>325,000</u>	<u>1,000,000</u>

5 Year Expenditure Plan	Expend to Date	2012	2013	2014	2015/2016
	665,821	250,000	84,179	0	0

2012-2016 PROJECTS

ACTIVE PROJECTS

Point Pinole Regional Shoreline - continued

Project: 150700

Description: Replace old playground structure with new, safer, disabled accessible play structure.

Managed By: Design & Construction

Type: Infrastructure

Operating Impact: No changes to revenue or costs anticipated.

Funding Source:	Budget at 12/31/2011	2012 Approp	Total Budget
Measure CC Property Tax	140,000	0	140,000
Project Total:	<u>140,000</u>	<u>0</u>	<u>140,000</u>

5 Year Expenditure Plan	Expend to Date	2012	2013	2014	2015/2016
	<u>0</u>	<u>7,000</u>	<u>7,000</u>	<u>126,000</u>	<u>0</u>

2012-2016 PROJECTS

ACTIVE PROJECTS

Point Pinole Regional Shoreline - continued

Project: 203300

Description: Breuner property acquisition.

Managed By: Land

Type: Land acquisition

Operating Impact: No changes to revenue or costs anticipated.

Funding Source:	Budget at 12/31/2011	2012 Approp	Total Budget
Measure AA Bond	4,433,195	0	4,433,195
Measure AA Bond Interest	1,998,244	0	1,998,244
Designated for Land Fund	1,748,716	0	1,748,716
Resource Enhancement Program	650,000	0	650,000
Project Total:	<u>8,830,155</u>	<u>0</u>	<u>8,830,155</u>

5 Year Expenditure Plan	Expend to Date	2012	2013	2014	2015/2016
	8,631,748	198,407	0	0	0

Project: 212801

Description: Safety and security phase of the acquired property-Pt Pinole Properties.

Managed By: Park Operations

Type: Safety & security

Operating Impact: No changes to revenue or costs anticipated.

Funding Source:	Budget at 12/31/2011	2012 Approp	Total Budget
Measure AA Bond	155,000	0	155,000
Project Total:	<u>155,000</u>	<u>0</u>	<u>155,000</u>

5 Year Expenditure Plan	Expend to Date	2012	2013	2014	2015/2016
	52,022	102,978	0	0	0

Project: 506900

Description: Extend the Bay Trail from Marways Steel north one mile to the Zone One Boundary along the shoreline. Includes the installation of one of pedestrian bridge.

Managed By: Design & Construction

Type: Public access

Operating Impact: No changes to revenue or costs anticipated.

Funding Source:	Budget at 12/31/2011	2012 Approp	Total Budget
Measure CC Property Tax	0	600,000	600,000
Project Total:	<u>0</u>	<u>600,000</u>	<u>600,000</u>

5 Year Expenditure Plan	Expend to Date	2012	2013	2014	2015/2016
	0	600,000	0	0	0

2012-2016 PROJECTS

ACTIVE PROJECTS

Point Pinole Regional Shoreline - continued

Project: 539700

Description: Design and construct vehicular bridge to provide improved regional access to a new park entrance and planned visitor facility at Pt. Pinole. Work to include tree removal, fill for the west approach, bridge and abutments, utility mains interim staging and a Bay Trail connection.

Managed By: Design & Construction

Type: Infrastructure

Operating Impact: Anticipated First Year of Operation: 2013
 Operating Fund Source: General Fund
 New Revenue: \$0 Start Up Cost: \$4,000
 Personnel: .46 FTE Annual Operating Cost: \$54,444

Funding Source:	Budget at 12/31/2011	2012 Approp	Total Budget
Measure AA Bond	50,000	0	50,000
Measure AA Local Grant	64,598	0	64,598
CC Trans Authority Trails Prog	491,252	0	491,252
City of Richmond	1,455,510	0	1,455,510
Project Total:	<u>2,061,361</u>	<u>0</u>	<u>2,061,361</u>

5 Year Expenditure Plan	Expend to Date	2012	2013	2014	2015/2016
	1,803,802	257,559	0	0	0

Project: 540600

Description: Restore Black Rail birds to area.

Managed By: Stewardship

Type: Resource protection

Operating Impact: No changes to revenue or costs anticipated.

Funding Source:	Budget at 12/31/2011	2012 Approp	Total Budget
U.S. Fish & Wildlife Service	15,593	0	15,593
Measure CC Property Tax	58,610	15,050	73,660
Project Total:	<u>74,203</u>	<u>15,050</u>	<u>89,253</u>

5 Year Expenditure Plan	Expend to Date	2012	2013	2014	2015/2016
	32,384	8,370	8,370	8,370	31,759

Point Pinole Regional Shoreline - continued

Project: 548600

Description: Thin eucalyptus grove throughout the park and control new sprout growth.

Managed By: Park Operations

Type: Resource protection

Operating Impact: No changes to revenue or costs anticipated.

Funding Source:	Budget at 12/31/2011	2012 Approp	Total Budget
Measure CC Property Tax	178,710	40,020	218,730
Project Total:	178,710	40,020	218,730

5 Year Expenditure Plan	Expend to Date	2012	2013	2014	2015/2016
	67,727	151,003	0	0	0

2012-2016 PROJECTS

ACTIVE PROJECTS

Point Pinole Regional Shoreline - continued

Project: 550600

Description: Equestrian arena feasibility study.

Managed By: Park Operations

Type: Public access

Operating Impact: No changes to revenue or costs anticipated.

Funding Source:	Budget at 12/31/2011	2012 Approp	Total Budget
General Fund	15,000	0	15,000
Project Total:	<u>15,000</u>	<u>0</u>	<u>15,000</u>

5 Year Expenditure Plan	Expend to Date	2012	2013	2014	2015/2016
	0	15,000	0	0	0

Project: 550900

Description: Restore one hundred acres of grasslands and sensitive plant species habitat.

Managed By: Stewardship

Type: Resource protection

Operating Impact: No changes to revenue or costs anticipated.

Funding Source:	Budget at 12/31/2011	2012 Approp	Total Budget
Measure CC Property Tax	128,250	6,860	135,110
Project Total:	<u>128,250</u>	<u>6,860</u>	<u>135,110</u>

5 Year Expenditure Plan	Expend to Date	2012	2013	2014	2015/2016
	54,193	20,763	20,763	20,763	18,628

2012-2016 PROJECTS

ACTIVE PROJECTS

Point Pinole To Carquinez Strait Trail

Project: 217300

Description: Giant/Atlas Roads property acquisition.

Managed By: Land

Type: Land acquisition

Operating Impact: No changes to revenue or costs anticipated.

Funding Source:		Budget at 12/31/2011	2012 Approp	Total Budget	
Measure AA Bond		57,500	0	57,500	
Project Total:		<u>57,500</u>	<u>0</u>	<u>57,500</u>	
5 Year Expenditure Plan	Expend to Date	2012	2013	2014	2015/2016
	<u>43,806</u>	<u>13,694</u>	<u>0</u>	<u>0</u>	<u>0</u>

Quarry Lakes Regional Recreation Area

Project: 133900

Description: Construct shade structures for the reservable picnic areas and restroom expansion.

Managed By: Design & Construction

Type: Public access

Operating Impact: No changes to revenue or costs anticipated.

Funding Source:	Budget at 12/31/2011	2012 Approp	Total Budget		
General Fund	100,000	0	100,000		
Project Total:	100,000	0	100,000		
5 Year Expenditure Plan	Expend to Date	2012	2013	2014	2015/2016
	0	10,000	20,000	70,000	0

2012-2016 PROJECTS

ACTIVE PROJECTS

Redwood Regional Park

Project: 234201

Description: Safety and security phase of newly acquired Mueller property.

Managed By: Park Operations

Type: Land acquisition

Operating Impact: No changes to revenue or costs anticipated.

Funding Source:	Budget at 12/31/2011	2012 Approp	Total Budget
Measure AA Bond Interest	100,000	0	100,000
Project Total:	<u>100,000</u>	<u>0</u>	<u>100,000</u>

5 Year Expenditure Plan	Expend to Date	2012	2013	2014	2015/2016
	0	100,000	0	0	0

Project: 507200

Description: Resolve problem of the at-surface waterline - Stream Trail between Tres Sendas and the main line vault at the Old Fern Hut.

Managed By: Maintenance

Type: Infrastructure

Operating Impact: No changes to revenue or costs anticipated.

Funding Source:	Budget at 12/31/2011	2012 Approp	Total Budget
Measure CC Property Tax	0	26,640	26,640
Project Total:	<u>0</u>	<u>26,640</u>	<u>26,640</u>

5 Year Expenditure Plan	Expend to Date	2012	2013	2014	2015/2016
	0	26,640	0	0	0

Project: 508600

Description: Make repairs at the Piedmont Stables.

Managed By: Maintenance

Type: Infrastructure

Operating Impact: No changes to revenue or costs anticipated.

Funding Source:	Budget at 12/31/2011	2012 Approp	Total Budget
General Fund	95,933	0	95,933
Project Total:	<u>95,933</u>	<u>0</u>	<u>95,933</u>

5 Year Expenditure Plan	Expend to Date	2012	2013	2014	2015/2016
	81,923	14,009	0	0	0

2012-2016 PROJECTS

ACTIVE PROJECTS

Redwood Regional Park - continued

Project: 508601

Description: Paint the Piedmont Stables.

Managed By: Maintenance

Type: Infrastructure

Operating Impact: No changes to revenue or costs anticipated.

Funding Source:	Budget at 12/31/2011	2012 Approp	Total Budget
General Fund	25,000	0	25,000
Measure CC Property Tax	33,300	0	33,300
Project Total:	<u>58,300</u>	<u>0</u>	<u>58,300</u>

5 Year Expenditure Plan	Expend to Date	2012	2013	2014	2015/2016
	50,196	8,104	0	0	0

Project: 508602

Description: Renovate the park residence located at the Piedmont Stables.

Managed By: Maintenance

Type: Infrastructure

Operating Impact: No changes to revenue or costs anticipated.

Funding Source:	Budget at 12/31/2011	2012 Approp	Total Budget
Measure CC Property Tax	43,316	0	43,316
Project Total:	<u>43,316</u>	<u>0</u>	<u>43,316</u>

5 Year Expenditure Plan	Expend to Date	2012	2013	2014	2015/2016
	29,476	13,840	0	0	0

Project: 511700

Description: Underground fuel tank remediation.

Managed By: Stewardship

Type: Resource protection

Operating Impact: No changes to revenue or costs anticipated.

Funding Source:	Budget at 12/31/2011	2012 Approp	Total Budget
General Fund	614,882	35,000	649,882
Project Total:	<u>614,882</u>	<u>35,000</u>	<u>649,882</u>

5 Year Expenditure Plan	Expend to Date	2012	2013	2014	2015/2016
	608,462	8,284	8,284	8,284	16,568

2012-2016 PROJECTS

ACTIVE PROJECTS

Redwood Regional Park - continued

Project: 541500

Description: Create fuel break to reduce wildfire hazard.

Managed By: Fire Dept

Type: Resource protection

Operating Impact: No changes to revenue or costs anticipated.

Funding Source:	Budget at 12/31/2011	2012 Approp	Total Budget		
Measure CC Property Tax	297,127	52,620	349,747		
Project Total:	297,127	52,620	349,747		
5 Year Expenditure Plan	Expend to Date	2012	2013	2014	2015/2016
	185,764	72,620	68,400	22,963	0

2012-2016 PROJECTS

ACTIVE PROJECTS

Roberts Regional Recreation Area

Project: 145000

Description: Repair failed asphalt at the service yard and the road from the service yard to the pool entrance. Provide new paved parking area.

Managed By: Maintenance

Type: Infrastructure

Operating Impact: No changes to revenue or costs anticipated.

Funding Source:	Budget at 12/31/2011	2012 Approp	Total Budget
Measure CC Property Tax	81,350	29,470	110,820
Project Total:	<u>81,350</u>	<u>29,470</u>	<u>110,820</u>

5 Year Expenditure Plan	Expend to Date	2012	2013	2014	2015/2016
	88,372	22,448	0	0	0

Project: 548700

Description: Renovate family and group picnic tables, barbecues and drinking fountains.

Managed By: Park Operations

Type: Infrastructure

Operating Impact: No changes to revenue or costs anticipated.

Funding Source:	Budget at 12/31/2011	2012 Approp	Total Budget
Measure CC Property Tax	33,300	0	33,300
Project Total:	<u>33,300</u>	<u>0</u>	<u>33,300</u>

5 Year Expenditure Plan	Expend to Date	2012	2013	2014	2015/2016
	33,300	0	0	0	0

Project: 551100

Description: Renovate ballfield; upgrade irrigation and correct drainage.

Managed By: Park Operations

Type: Infrastructure

Operating Impact: No changes to revenue or costs anticipated.

Funding Source:	Budget at 12/31/2011	2012 Approp	Total Budget
Measure CC Property Tax	31,080	0	31,080
Project Total:	<u>31,080</u>	<u>0</u>	<u>31,080</u>

5 Year Expenditure Plan	Expend to Date	2012	2013	2014	2015/2016
	740	30,340	0	0	0

2012-2016 PROJECTS

ACTIVE PROJECTS

Round Valley Regional Preserve

Project: 143600

Description: Construct a group camping facility.

Managed By: Maintenance

Type: Infrastructure

Operating Impact: No changes to revenue or costs anticipated.

Funding Source:	Budget at 12/31/2011	2012 Approp	Total Budget
General Fund	44,000	0	44,000
Regional Parks Foundation	60,000	0	60,000
Project Total:	<u>104,000</u>	<u>0</u>	<u>104,000</u>

5 Year Expenditure Plan	<u>Expend to Date</u>	<u>2012</u>	<u>2013</u>	<u>2014</u>	<u>2015/2016</u>
	46,509	57,491	0	0	0

Project: 172300

Description: Build bridge for Murphy Meadow.

Managed By: Maintenance

Type: Infrastructure

Operating Impact: No changes to revenue or costs anticipated.

Funding Source:	Budget at 12/31/2011	2012 Approp	Total Budget
General Fund	63,000	0	63,000
Project Total:	<u>63,000</u>	<u>0</u>	<u>63,000</u>

5 Year Expenditure Plan	<u>Expend to Date</u>	<u>2012</u>	<u>2013</u>	<u>2014</u>	<u>2015/2016</u>
	55,580	7,420	0	0	0

Project: 202401

Description: Murphy property improvements, including clean up and fencing.

Managed By: Design & Construction

Type: Safety & security

Operating Impact: No changes to revenue or costs anticipated.

Funding Source:	Budget at 12/31/2011	2012 Approp	Total Budget
Measure AA Bond	23,798	0	23,798
Measure AA Bond Interest	78,002	0	78,002
Project Total:	<u>101,800</u>	<u>0</u>	<u>101,800</u>

5 Year Expenditure Plan	<u>Expend to Date</u>	<u>2012</u>	<u>2013</u>	<u>2014</u>	<u>2015/2016</u>
	58,158	43,642	0	0	0

2012-2016 PROJECTS

ACTIVE PROJECTS

Round Valley Regional Preserve - continued

Project: 205700

Description: Cowell (Wells Fargo-Thelan) property acquisition.

Managed By: Land

Type: Land acquisition

Operating Impact: No changes to revenue or costs anticipated.

Funding Source:	Budget at 12/31/2011	2012 Approp	Total Budget
Measure AA Bond	14,000	0	14,000
Measure AA Bond Interest	11,000	0	11,000
General Fund	10,000	0	10,000
Project Total:	<u>35,000</u>	<u>0</u>	<u>35,000</u>

5 Year Expenditure Plan	Expend to Date	2012	2013	2014	2015/2016
	32,876	2,124	0	0	0

Project: 212100

Description: Johnston property acquisition.

Managed By: Land

Type: Land acquisition

Operating Impact: No changes to revenue or costs anticipated.

Funding Source:	Budget at 12/31/2011	2012 Approp	Total Budget
Measure AA Bond Interest	35,000	0	35,000
Project Total:	<u>35,000</u>	<u>0</u>	<u>35,000</u>

5 Year Expenditure Plan	Expend to Date	2012	2013	2014	2015/2016
	26,250	8,750	0	0	0

2012-2016 PROJECTS

ACTIVE PROJECTS

San Francisco Bay Trail

Project: 148500

Description: Carquinez Scenic Drive as part of San Francisco Bay Trail from Martinez Intermodal to Crockett.

Managed By: Land

Type: Public access

Operating Impact: No changes to revenue or costs anticipated.

Funding Source:	Budget at 12/31/2011	2012 Approp	Total Budget
FHWA ISTE(A)(TIP)	500,000	0	500,000
Bay Trail WW Bond	1,434,540	0	1,434,540
Project Total:	<u>1,934,540</u>	<u>0</u>	<u>1,934,540</u>

5 Year Expenditure Plan	Expend to Date	2012	2013	2014	2015/2016
	807,178	400,000	700,000	27,362	0

Project: 218700

Description: Chevron USA Bay Trail from Miller Knox to Wildcat Creek.

Managed By: Land

Type: Land acquisition

Operating Impact: No changes to revenue or costs anticipated.

Funding Source:	Budget at 12/31/2011	2012 Approp	Total Budget
Measure AA Bond Interest	100,000	0	100,000
Project Total:	<u>100,000</u>	<u>0</u>	<u>100,000</u>

5 Year Expenditure Plan	Expend to Date	2012	2013	2014	2015/2016
	20,558	79,442	0	0	0

Project: 218800

Description: MEC Land Holdings Inc property acquisition.

Managed By: Land

Type: Land acquisition

Operating Impact: No changes to revenue or costs anticipated.

Funding Source:	Budget at 12/31/2011	2012 Approp	Total Budget
Measure AA Bond	815,269	0	815,269
Measure AA Bond Interest	800,000	0	800,000
Eastshore SP WW Bond	212,767	0	212,767
Project Total:	<u>1,828,036</u>	<u>0</u>	<u>1,828,036</u>

5 Year Expenditure Plan	Expend to Date	2012	2013	2014	2015/2016
	1,782,327	45,709	0	0	0

2012-2016 PROJECTS

ACTIVE PROJECTS

San Pablo Bay Regional Shoreline

Project: 143300

Description: Review plans and specifications, provide construction management and inspection services for the Bay Trail segments at BioRad and Pinole Shores.

Managed By: Design & Construction

Type: Public access

Operating Impact: No changes to revenue or costs anticipated.

Funding Source:	Budget at 12/31/2011	2012 Approp	Total Budget
Measure AA Bond	885,000	0	885,000
Project Total:	<u>885,000</u>	<u>0</u>	<u>885,000</u>

5 Year Expenditure Plan	Expend to Date	2012	2013	2014	2015/2016
	444,089	440,911	0	0	0

Project: 147100

Description: Develop 30% plans and CEQA for Pinole Shores to Bayfront Park-Bay Trail segment.

Managed By: Land

Type: Public access

Operating Impact: Anticipated First Year of Operation: 2015
 Operating Fund Source: General Fund
 New Revenue: \$0 Start Up Cost: \$4,000
 Personnel: .25 FTE Annual Operating Cost: \$32,542

Funding Source:	Budget at 12/31/2011	2012 Approp	Total Budget
Measure AA Bond	781,000	0	781,000
U.S. Dept of Trans-TIGER II	600,000	0	600,000
W.Contra Costa Trans Adv Comm	500,000	0	500,000
Project Total:	<u>1,881,000</u>	<u>0</u>	<u>1,881,000</u>

5 Year Expenditure Plan	Expend to Date	2012	2013	2014	2015/2016
	1,137,727	300,000	300,000	143,273	0

Project: 206400

Description: Union Pacific Railroad property acquisition.

Managed By: Land

Type: Land acquisition

Operating Impact: No changes to revenue or costs anticipated.

Funding Source:	Budget at 12/31/2011	2012 Approp	Total Budget
Measure AA Bond	165,500	0	165,500
Measure AA Bond Interest	10,000	0	10,000
Project Total:	<u>175,500</u>	<u>0</u>	<u>175,500</u>

5 Year Expenditure Plan	Expend to Date	2012	2013	2014	2015/2016
	149,667	25,833	0	0	0

2012-2016 PROJECTS

ACTIVE PROJECTS

San Pablo Bay Regional Shoreline - continued

Project: 206600

Description: Point Molate base closure property acquisition.

Managed By: Land

Type: Land acquisition

Operating Impact: No changes to revenue or costs anticipated.

Funding Source:	Budget at 12/31/2011	2012 Approp	Total Budget
Measure AA Bond	170,000	0	170,000
Measure AA Bond Interest	100,000	0	100,000
Project Total:	<u>270,000</u>	<u>0</u>	<u>270,000</u>

5 Year Expenditure Plan	Expend to Date	2012	2013	2014	2015/2016
	246,808	23,192	0	0	0

2012-2016 PROJECTS

ACTIVE PROJECTS

Shadow Cliffs Regional Recreation Area

Project: 133400

Description: Make improvements to the water supply system.

Managed By: Maintenance

Type: Infrastructure

Operating Impact: No changes to revenue or costs anticipated.

Funding Source:	Budget at 12/31/2011	2012 Approp	Total Budget
General Fund	201,491	0	201,491
Land & Water Conservation Fund	96,300	0	96,300
Dept Boating & Waterways	25,000	0	25,000
Project Total:	<u>322,791</u>	<u>0</u>	<u>322,791</u>

5 Year Expenditure Plan	<u>Expend to Date</u>	<u>2012</u>	<u>2013</u>	<u>2014</u>	<u>2015/2016</u>
	9,569	95,000	70,000	70,000	78,222

Project: 505600

Description: Rehabilitation of 53,000 square feet of turf, replacement of 75 sprinkler heads and repair of 18 valves.

Managed By: Park Operations

Type: Infrastructure

Operating Impact: No changes to revenue or costs anticipated.

Funding Source:	Budget at 12/31/2011	2012 Approp	Total Budget
General Fund	6,478	0	6,478
County of Alameda	5,000	0	5,000
Project Total:	<u>11,478</u>	<u>0</u>	<u>11,478</u>

5 Year Expenditure Plan	<u>Expend to Date</u>	<u>2012</u>	<u>2013</u>	<u>2014</u>	<u>2015/2016</u>
	11,478	0	0	0	0

2012-2016 PROJECTS

ACTIVE PROJECTS

Sibley Volcanic Regional Preserve

Project: 116600

Description: Install boundary fencing.

Managed By: Grazing Dept

Type: Public access

Operating Impact: No changes to revenue or costs anticipated.

Funding Source:	Budget at 12/31/2011	2012 Approp	Total Budget
Measure AA Bond	59,130	0	59,130
Project Total:	<u>59,130</u>	<u>0</u>	<u>59,130</u>

5 Year Expenditure Plan	Expend to Date	2012	2013	2014	2015/2016
	34,910	8,073	8,073	8,073	

Project: 150800

Description: Improvement of the property for public access.

Managed By: Design & Construction

Type: Public access

Operating Impact: Anticipated First Year of Operation: 2014
 Operating Fund Source: Zone of Benefit
 New Revenue: \$0 Start Up Cost: \$15,000
 Personnel: .70 FTE Annual Operating Cost: \$95,391

Funding Source:	Budget at 12/31/2011	2012 Approp	Total Budget
Land Funds Private Party	432,500	0	432,500
Project Total:	<u>432,500</u>	<u>0</u>	<u>432,500</u>

5 Year Expenditure Plan	Expend to Date	2012	2013	2014	2015/2016
	0	40,000	40,000	40,000	312,500

Project: 172600

Description: Access improvements including grading, paving and new parking lot at the Old Tunnel Road entrance to the Stone Property.

Managed By: Maintenance

Type: Public access

Operating Impact: No changes to revenue or costs anticipated.

Funding Source:	Budget at 12/31/2011	2012 Approp	Total Budget
Measure AA Bond	80,000	0	80,000
Project Total:	<u>80,000</u>	<u>0</u>	<u>80,000</u>

5 Year Expenditure Plan	Expend to Date	2012	2013	2014	2015/2016
	23,774	56,226	0	0	0

2012-2016 PROJECTS

ACTIVE PROJECTS

Sibley Volcanic Regional Preserve - continued

Project: 203100

Description: Inholdings Acquisition.

Managed By: Land

Type: Land acquisition

Operating Impact: No changes to revenue or costs anticipated.

Funding Source:	Budget at 12/31/2011	2012 Approp	Total Budget
Measure AA Bond	185,013	0	185,013
Measure AA Bond Interest	54,837	0	54,837
Project Total:	<u>239,850</u>	<u>0</u>	<u>239,850</u>

5 Year Expenditure Plan	<u>Expend to Date</u>	<u>2012</u>	<u>2013</u>	<u>2014</u>	<u>2015/2016</u>
	230,452	9,398	0	0	0

Project: 216200

Description: McCosker/Indian Valley property acquisition.

Managed By: Land

Type: Land acquisition

Operating Impact: Anticipated First Year of Operation: 2016
 Operating Fund Source: Landscape & Lighting
 New Revenue: \$0 Start Up Cost: \$5,000
 Personnel: .79 FTE Annual Operating Cost: \$102,179

Funding Source:	Budget at 12/31/2011	2012 Approp	Total Budget
Measure AA Bond Interest	15,000	0	15,000
Donated Land	864,500	0	864,500
Project Total:	<u>879,500</u>	<u>0</u>	<u>879,500</u>

5 Year Expenditure Plan	<u>Expend to Date</u>	<u>2012</u>	<u>2013</u>	<u>2014</u>	<u>2015/2016</u>
	878,401	1,098	0	0	0

2012-2016 PROJECTS

ACTIVE PROJECTS

Sibley Volcanic Regional Preserve - continued

Project: 216201

Description: Safety and security phase for acquired property-McCosker.

Managed By: Park Operations

Type: Land acquisition

Operating Impact: No changes to revenue or costs anticipated.

Funding Source:	Budget at 12/31/2011	2012 Approp	Total Budget
Measure AA Bond Interest	50,000	0	50,000
Sibley Volcanic Zone ofBenefit	7,000	0	7,000
Land Funds Private Party	5,000	0	5,000
Project Total:	<u>62,000</u>	<u>0</u>	<u>62,000</u>

5 Year Expenditure Plan	Expend to Date	2012	2013	2014	2015/2016
	43,206	18,794	0	0	0

Project: 231100

Description: Gateway property acquisition.

Managed By: Land

Type: Land acquisition

Operating Impact: No changes to revenue or costs anticipated.

Funding Source:	Budget at 12/31/2011	2012 Approp	Total Budget
Measure AA Bond	3,018	0	3,018
Measure AA Bond Interest	55,000	0	55,000
Project Total:	<u>58,018</u>	<u>0</u>	<u>58,018</u>

5 Year Expenditure Plan	Expend to Date	2012	2013	2014	2015/2016
	55,732	2,285	0	0	0

2012-2016 PROJECTS

ACTIVE PROJECTS

Sibley Volcanic Regional Preserve - continued

Project: 541400

Description: Create fuel break to reduce wildfire hazard.

Managed By: Fire Dept

Type: Resource protection

Operating Impact: No changes to revenue or costs anticipated.

Funding Source:	Budget at 12/31/2011	2012 Approp	Total Budget
Measure CC Property Tax	303,481	110,210	413,691
Project Total:	<u>303,481</u>	<u>110,210</u>	<u>413,691</u>

5 Year Expenditure Plan	Expend to Date	2012	2013	2014	2015/2016
	226,810	107,563	65,433	13,885	0

Project: 551000

Description: Rehabilitate two ponds on the Stone property to re-establish habitat values.

Managed By: Design & Construction

Type: Resource protection

Operating Impact: No changes to revenue or costs anticipated.

Funding Source:	Budget at 12/31/2011	2012 Approp	Total Budget
Measure CC Property Tax	46,620	0	46,620
Project Total:	<u>46,620</u>	<u>0</u>	<u>46,620</u>

5 Year Expenditure Plan	Expend to Date	2012	2013	2014	2015/2016
	1,586	15,000	30,033	0	0

2012-2016 PROJECTS

ACTIVE PROJECTS

Sibley Volcanic Regional Preserve - continued

Project: 571900

Description: Remove redgum and freeze damaged eucalyptus along the western boundary south of the staging area.

Managed By: Fire Dept

Type: Resource protection

Operating Impact: No changes to revenue or costs anticipated.

Funding Source:	Budget at 12/31/2011	2012 Approp	Total Budget
Measure CC Property Tax	10,000	0	10,000
Project Total:	<u>10,000</u>	<u>0</u>	<u>10,000</u>

5 Year Expenditure Plan	Expend to Date	2012	2013	2014	2015/2016
	0	0	0	0	10,000

Project: 572000

Description: Complete removal of non-native eucalyptus suckers, pine seedlings and broom in the Sibley Triangle.

Managed By: Fire Dept

Type: Resource protection

Operating Impact: No changes to revenue or costs anticipated.

Funding Source:	Budget at 12/31/2011	2012 Approp	Total Budget
Measure CC Property Tax	17,920	241,330	259,250
Project Total:	<u>17,920</u>	<u>241,330</u>	<u>259,250</u>

5 Year Expenditure Plan	Expend to Date	2012	2013	2014	2015/2016
	906	233,500	24,844	0	0

2012-2016 PROJECTS

ACTIVE PROJECTS

South County Corp Yard

Project: 120300

Description: South County equipment shop upgrade.

Managed By: Maintenance

Type: Infrastructure

Operating Impact: No changes to revenue or costs anticipated.

Funding Source:	Budget at 12/31/2011	2012 Approp	Total Budget
General Fund	1,307,000	0	1,307,000
Project Total:	<u>1,307,000</u>	<u>0</u>	<u>1,307,000</u>

5 Year Expenditure Plan	Expend to Date	2012	2013	2014	2015/2016
	0	50,000	1,257,000	0	0

Project: 121200

Description: Renovate the electric utilities.

Managed By: Maintenance

Type: Infrastructure

Operating Impact: No changes to revenue or costs anticipated.

Funding Source:	Budget at 12/31/2011	2012 Approp	Total Budget
General Fund	134,000	0	134,000
Project Total:	<u>134,000</u>	<u>0</u>	<u>134,000</u>

5 Year Expenditure Plan	Expend to Date	2012	2013	2014	2015/2016
	64,853	50,000	19,146	0	0

2012-2016 PROJECTS

ACTIVE PROJECTS

Sunol Regional Wilderness

Project: 118601

Description: Install fencing and improve water resources.

Managed By: Stewardship

Type: Resource protection

Operating Impact: No changes to revenue or costs anticipated.

Funding Source:	Budget at 12/31/2011	2012 Approp	Total Budget
General Fund	75,000	0	75,000
Project Total:	<u>75,000</u>	<u>0</u>	<u>75,000</u>

5 Year Expenditure Plan	Expend to Date	2012	2013	2014	2015/2016
	75,000	0	0	0	0

Project: 172400

Description: Hydrologist study for well development.

Managed By: Maintenance

Type: Infrastructure

Operating Impact: No changes to revenue or costs anticipated.

Funding Source:	Budget at 12/31/2011	2012 Approp	Total Budget
General Fund	59,800	0	59,800
Project Total:	<u>59,800</u>	<u>0</u>	<u>59,800</u>

5 Year Expenditure Plan	Expend to Date	2012	2013	2014	2015/2016
	49,592	10,208	0	0	0

Project: 502800

Description: District to provide secondary inspection and air quality/dust control monitoring service to SFPUC. SFPUC to replace existing earthen dam in a new location. Construction will occur in a serpentine area and may free naturally occurring asbestos.

Managed By: Design & Construction

Type: Infrastructure

Operating Impact: No changes to revenue or costs anticipated.

Funding Source:	Budget at 12/31/2011	2012 Approp	Total Budget
General Fund	5,000	0	5,000
Project Total:	<u>5,000</u>	<u>0</u>	<u>5,000</u>

5 Year Expenditure Plan	Expend to Date	2012	2013	2014	2015/2016
	0	5,000	0	0	0

2012-2016 PROJECTS

ACTIVE PROJECTS

Sunol Regional Wilderness - continued

Project: 504100

Description: Restore ponds to support Tiger Salamander and Red Legged Frog populations.

Managed By: Design & Construction

Type: Resource protection

Operating Impact: No changes to revenue or costs anticipated.

Funding Source:	Budget at 12/31/2011	2012 Approp	Total Budget
Ohlone WW Bond	100,000	0	100,000
Project Total:	<u>100,000</u>	<u>0</u>	<u>100,000</u>

5 Year Expenditure Plan	Expend to Date	2012	2013	2014	2015/2016
	0	0	25,000	25,000	50,000

Project: 506100

Description: Calaveras Dam replacement.

Managed By: Park Operations

Type: Infrastructure

Operating Impact: No changes to revenue or costs anticipated.

Funding Source:	Budget at 12/31/2011	2012 Approp	Total Budget
San Francisco Water Dist/PUC	2,000,000	0	2,000,000
Project Total:	<u>2,000,000</u>	<u>0</u>	<u>2,000,000</u>

5 Year Expenditure Plan	Expend to Date	2012	2013	2014	2015/2016
	27,722	1,972,278	0	0	0

2012-2016 PROJECTS

ACTIVE PROJECTS

Sycamore Valley Regional Preserve

Project: 173400

Description: Construct trail bridge along the Shady Slope Trail.

Managed By: Design & Construction

Type: Public access

Operating Impact: No changes to revenue or costs anticipated.

Funding Source:	Budget at 12/31/2011	2012 Approp	Total Budget		
Measure AA Bond	137,495	0	137,495		
Project Total:	<u>137,495</u>	<u>0</u>	<u>137,495</u>		
5 Year Expenditure Plan	Expend to Date	2012	2013	2014	2015/2016
	<u>0</u>	<u>137,495</u>	<u>0</u>	<u>0</u>	<u>0</u>

2012-2016 PROJECTS

ACTIVE PROJECTS

Tilden Regional Park

Project: 111200

Description: Tilden train improvement.

Managed By: Maintenance

Type: Infrastructure

Operating Impact: No changes to revenue or costs anticipated.

Funding Source:	Budget at 12/31/2011	2012 Approp	Total Budget
General Fund	10,000	0	10,000
Project Total:	<u>10,000</u>	<u>0</u>	<u>10,000</u>

5 Year Expenditure Plan	Expend to Date	2012	2013	2014	2015/2016
	0	10,000	0	0	0

Project: 113601

Description: Improve sewer, water and telephone service to the Environmental Education Center and the nature area.

Managed By: Design & Construction

Type: Infrastructure

Operating Impact: No changes to revenue or costs anticipated.

Funding Source:	Budget at 12/31/2011	2012 Approp	Total Budget
Measure AA Bond	250,000	0	250,000
General Fund	456,941	0	456,941
Measure CC Property Tax	575,000	0	575,000
Project Total:	<u>1,281,941</u>	<u>0</u>	<u>1,281,941</u>

5 Year Expenditure Plan	Expend to Date	2012	2013	2014	2015/2016
	324,867	906,202	50,872	0	0

Project: 123401

Description: Install fire supression sprinkler system at the Merry-Go-Round and construct weather-tight enclosure.

Managed By: Park Operations

Type: Infrastructure

Operating Impact: No changes to revenue or costs anticipated.

Funding Source:	Budget at 12/31/2011	2012 Approp	Total Budget
General Fund	45,000	0	45,000
Regional Parks Foundation	497,000	0	497,000
Measure CC Property Tax	266,600	0	266,600
Project Total:	<u>808,600</u>	<u>0</u>	<u>808,600</u>

5 Year Expenditure Plan	Expend to Date	2012	2013	2014	2015/2016
	803,878	4,722	0	0	0

2012-2016 PROJECTS

ACTIVE PROJECTS

Tilden Regional Park - continued

Project: 132300

Description: Replace play area structures.

Managed By: Maintenance

Type: Infrastructure

Operating Impact: No changes to revenue or costs anticipated.

Funding Source:	Budget at 12/31/2011	2012 Approp	Total Budget
General Fund	75,000	0	75,000
Park & Rec Prop 12 Per Capita	68,880	0	68,880
Project Total:	<u>143,880</u>	<u>0</u>	<u>143,880</u>

5 Year Expenditure Plan	Expend to Date	2012	2013	2014	2015/2016
	108,927	34,953	0	0	0

Project: 147300

Description: Brazil Room ceiling replacement.

Managed By: Design & Construction

Type: Infrastructure

Operating Impact: No changes to revenue or costs anticipated.

Funding Source:	Budget at 12/31/2011	2012 Approp	Total Budget
General Fund	91,285	0	91,285
Park & Rec Prop 40 Per Capita	39,909	0	39,909
Project Total:	<u>131,194</u>	<u>0</u>	<u>131,194</u>

5 Year Expenditure Plan	Expend to Date	2012	2013	2014	2015/2016
	121,400	9,794	0	0	0

Project: 171500

Description: Tilden park fencing replacement adjacent to Steam Train tracks at Frowning Ridge

Managed By: Park Operations

Type: Resource protection

Operating Impact: No changes to revenue or costs anticipated.

Funding Source:	Budget at 12/31/2011	2012 Approp	Total Budget
General Fund	55,000	0	55,000
Project Total:	<u>55,000</u>	<u>0</u>	<u>55,000</u>

5 Year Expenditure Plan	Expend to Date	2012	2013	2014	2015/2016
	22,000	33,000	0	0	0

2012-2016 PROJECTS

ACTIVE PROJECTS

Tilden Regional Park - continued

Project: 501800

Description: Concessionaire will construct visitor station for scale train exhibit. District will provide review and secondary inspection.

Managed By: Design & Construction

Type: Infrastructure

Operating Impact: No changes to revenue or costs anticipated.

Funding Source:	Budget at 12/31/2011	2012 Approp	Total Budget
General Fund	5,000	0	5,000
Project Total:	<u>5,000</u>	<u>0</u>	<u>5,000</u>

5 Year Expenditure Plan	Expend to Date	2012	2013	2014	2015/2016
	0	3,000	2,000	0	0

Project: 502900

Description: Realignment of existing train tracks to include rebuilding of existing wood trestle and bridge.

Managed By: Design & Construction

Type: Infrastructure

Operating Impact: No changes to revenue or costs anticipated.

Funding Source:	Budget at 12/31/2011	2012 Approp	Total Budget
General Fund	5,000	0	5,000
Project Total:	<u>5,000</u>	<u>0</u>	<u>5,000</u>

5 Year Expenditure Plan	Expend to Date	2012	2013	2014	2015/2016
	600	2,200	2,200	0	0

Project: 533300

Description: Water quality testing and analysis.

Managed By: Stewardship

Type: Resource protection

Operating Impact: No changes to revenue or costs anticipated.

Funding Source:	Budget at 12/31/2011	2012 Approp	Total Budget
General Fund	72,536	0	72,536
Project Total:	<u>72,536</u>	<u>0</u>	<u>72,536</u>

5 Year Expenditure Plan	Expend to Date	2012	2013	2014	2015/2016
	1,536	35,500	35,500	0	0

2012-2016 PROJECTS

ACTIVE PROJECTS

Tilden Regional Park - continued

Project: 547400

Description: Golf course repairs.

Managed By: Park Operations

Type: Resource protection

Operating Impact: No changes to revenue or costs anticipated.

Funding Source:	Budget at 12/31/2011	2012 Approp	Total Budget		
FEMA DR-1628 Large Prj >57,500	535,121	0	535,121		
Project Total:	535,121	0	535,121		
5 Year Expenditure Plan	Expend to Date	2012	2013	2014	2015/2016
	221,700	313,421	0	0	0

2012-2016 PROJECTS

ACTIVE PROJECTS

Tilden Nature Area

Project: 170400

Description: Tilden Nature Area Environmental Education Center exhibit and lighting improvements.

Managed By: Park Operations

Type: Infrastructure

Operating Impact: No changes to revenue or costs anticipated.

Funding Source:	Budget at 12/31/2011	2012 Approp	Total Budget
Measure CC Property Tax	70,000	0	70,000
Project Total:	<u>70,000</u>	<u>0</u>	<u>70,000</u>

5 Year Expenditure Plan	Expend to Date	2012	2013	2014	2015/2016
	29,975	10,000	10,000	10,000	10,025

Project: 170500

Description: Replace two barn buildings.

Managed By: Maintenance

Type: Infrastructure

Operating Impact: No changes to revenue or costs anticipated.

Funding Source:	Budget at 12/31/2011	2012 Approp	Total Budget
General Fund	99,453	0	99,453
Measure CC Property Tax	16,650	0	16,650
Project Total:	<u>116,103</u>	<u>0</u>	<u>116,103</u>

5 Year Expenditure Plan	Expend to Date	2012	2013	2014	2015/2016
	114,517	1,586	0	0	0

2012-2016 PROJECTS

ACTIVE PROJECTS

Tilden Nature Area - continued

Project: 170501

Description: In the past, the sloped pasture behind the Little Farm contributed significant runoff to the Little Farm area causing ground saturation over winter and occasional flooding. The new retaining wall and associated drainage collection and distribution system helps keep the stock safe and protects the Little Farm infrastructure from damage due to standing water. Maintenance and Skilled Trades took the lead on this project with engineering, inspection and construction documentation support from Design and Construction. Managing the drainage is an important step toward implementation of future Measure CC projects to include electrical improvements to the existing barn and installation of new barns.

Managed By: Maintenance

Type: Infrastructure

Operating Impact: No changes to revenue or costs anticipated.

Funding Source:	Budget at 12/31/2011	2012 Approp	Total Budget
General fund	2,000	0	2,000
Measure CC Property Tax	55,674	0	55,674
	<u>57,674</u>	<u>0</u>	<u>57,674</u>

5 Year Expenditure Plan	Expend to Date	2012	2013	2014	2015/2016
	57,217	457	0	0	0



Ongoing improvements to the Tilden Nature Area include this retaining wall behind the Little Farm. The very popular farm features a variety of farm animals including the cows shown here (the one on the right is called Daisy).

2012-2016 PROJECTS

ACTIVE PROJECTS

Tilden Nature Area - continued

Project: 173300

Description: Maintenance and Skilled Trades led the project for replacement of the aged wooden deck in the rear of the Environmental Education Center (EEC). Design and Construction assisted with engineering, inspection and construction documentation to help effect the design and construction of a post-tensioned, architecturally finished (color and texture) concrete deck with a subsurface drainage system. The deck requires minimum maintenance and provides a safe, stable ADA compliant surface for staff to conduct outdoor programs. Maintenance and Skilled Trades staff also rebuilt the exterior stairway to the EEC, wood benches and handrails using reclaimed lumber from the demolished deck.

Managed By: Maintenance


Type: Infrastructure

Operating Impact: No changes to revenue or costs anticipated.

Funding Source:		Budget at 12/31/2011	2012 Approp	Total Budget	
General Fund		132,000	0	132,000	
		132,000	0	132,000	
5 Year Expenditure Plan	Expend to Date	2012	2013	2014	2015/2016
	131,560	440	0	0	0



These three photos show the new deck behind Tilden's Environmental Education Center (EEC). Outside, park users can relax on benches around the deck while inside the EEC, they can explore exhibits about the Wildcat Creek Watershed, find information on park activities, and enjoy nature-related books and materials from the EEC store.



2012-2016 PROJECTS

ACTIVE PROJECTS

Tilden Nature Area - continued

Project: 572200

Description: Remove debris and silt between dam and bridge, and rebuild silt dam.

Managed By: Design & Construction

Type: Resource protection

Operating Impact: No changes to revenue or costs anticipated.

Funding Source:	Budget at 12/31/2011	2012 Approp	Total Budget
Measure CC Property Tax	30,000	102,090	132,090
Project Total:	30,000	102,090	132,090

5 Year Expenditure Plan	Expend to Date	2012	2013	2014	2015/2016
	0	0	10,000	122,090	0

2012-2016 PROJECTS

ACTIVE PROJECTS

Vargas Plateau Regional Park

Project: 142300

Description: Develop staging area and public access improvements after completion of land use plan.

Managed By: Design & Construction

Type: Public access

Operating Impact: Anticipated First Year Of Operation: 2016

Operating Fund Source: General Fund

New Revenue: \$0 Start Up Cost: \$105,000

Personnel: 1.58 FTE Annual Operating Cost:\$222,163

Funding Source:	Budget at 12/31/2011	2012 Approp	Total Budget
Measure AA Bond	225,000	0	225,000
General Fund	5,000	0	5,000
Project Total:	<u>230,000</u>	<u>0</u>	<u>230,000</u>

5 Year Expenditure Plan	Expend to Date	2012	2013	2014	2015/2016
	52,965	0	17,703	159,331	0

Project: 216101

Description: Safety and security phase of acquired property-Comcast.

Managed By: Park Operations

Type: Safety & security

Operating Impact: No changes to revenue or costs anticipated.

Funding Source:	Budget at 12/31/2011	2012 Approp	Total Budget
Measure AA Bond Interest	23,000	0	23,000
Project Total:	<u>23,000</u>	<u>0</u>	<u>23,000</u>

5 Year Expenditure Plan	Expend to Date	2012	2013	2014	2015/2016
	0	23,000	0	0	0

Project: 218100

Description: Rose property acquisition

Managed By: Land

Type: Land acquisition

Operating Impact: No changes to revenue or costs anticipated.

Funding Source:	Budget at 12/31/2011	2012 Approp	Total Budget
Park & Rec Prop 40 Per Capita	379,142	0	379,142
Park & Rec Prop 40 RZH Per Cap	15,076	0	15,076
Vargas Plateau WW Bond	371,779	0	371,779
Project Total:	<u>765,997</u>	<u>0</u>	<u>765,997</u>

5 Year Expenditure Plan	Expend to Date	2012	2013	2014	2015/2016
	756,593	9,404	0	0	0

2012-2016 PROJECTS

ACTIVE PROJECTS

Vargas Plateau Regional Park - continued

Project: 218101

Description: Safety and security phase of acquired property-Rose.

Managed By: Park Operations

Type: Safety & security

Operating Impact: No changes to revenue or costs anticipated.

Funding Source:	Budget at 12/31/2011	2012 Approp	Total Budget
Vargas Plateau WW Bond	77,000	0	77,000
Project Total:	<u>77,000</u>	<u>0</u>	<u>77,000</u>

5 Year Expenditure Plan	Expend to Date	2012	2013	2014	2015/2016
	9,000	10,000	25,000	25,000	8,000

2012-2016 PROJECTS

ACTIVE PROJECTS

Vasco Caves Regional Preserve

Project: 233200

Description: Walker property acquisition.

Managed By: Land

Type: Land acquisition

Operating Impact: No changes to revenue or costs anticipated.

Funding Source:	Budget at 12/31/2011	2012 Approp	Total Budget
Measure AA Bond Interest	40,000	0	40,000
Project Total:	<u>40,000</u>	<u>0</u>	<u>40,000</u>

5 Year Expenditure Plan	Expend to Date	2012	2013	2014	2015/2016
	6,345	33,655	0	0	0

Project: 237500

Description: Vaquero Farms Inc (15500 Vasco Road) property acquisition.

Managed By: Land

Type: Land acquisition

Operating Impact: No changes in revenue or costs anticipated.

Funding Source:	Budget at 12/31/2011	2012 Approp	Total Budget
Land Fund Moore Foundation	850,000	0	850,000
Fed-Land Habitat Conservatn PI	1,080,000	0	1,080,000
Land-Habitat Conservation Plan	245,000	0	245,000
Vasco Caves WW Bond	277,200	0	277,200
Project Total:	<u>2,452,200</u>	<u>0</u>	<u>2,452,200</u>

5 Year Expenditure Plan	Expend to Date	2012	2013	2014	2015/2016
	37,962	2,414,238	0	0	0

Project: 237501

Description: Safety and security phase of the Vacquero Farms acquisition.

Managed By: Park Operations

Type: Safety & security

Operating Impact: No changes to revenue or costs anticipated.

Funding Source:	Budget at 12/31/2011	2012 Approp	Total Budget
Vasco Caves WW Bond	142,250	0	142,250
Project Total:	<u>142,250</u>	<u>0</u>	<u>142,250</u>

5 Year Expenditure Plan	Expend to Date	2012	2013	2014	2015/2016
	0	142,250	0	0	0

2012-2016 PROJECTS

ACTIVE PROJECTS

Vasco Caves Regional Preserve - continued

Project: 513700

Description: Road improvements.

Managed By: Maintenance

Type: Public access

Operating Impact: Antipated First Year of Operation: 2016

Operating fund Source: Lighting & Landscape Fund

New Revenue: \$0 Start Up Cost: \$90,800

Personnel:1.24FTE Annual Operating Cost: \$271,754

Funding Source:	Budget at 12/31/2011	2012 Approp	Total Budget
Measure AA Bond	20,000	0	20,000
General Fund	6,182	0	6,182
Project Total:	<u>26,182</u>	<u>0</u>	<u>26,182</u>

5 Year Expenditure Plan	Expend to Date	2012	2013	2014	2015/2016
	<u>26,182</u>	<u>0</u>	<u>0</u>	<u>0</u>	<u>0</u>

2012-2016 PROJECTS

ACTIVE PROJECTS

Wildcat Canyon Regional Park

Project: 150100

Description: Install three flush toilets. Install lift station to connect to replaced sewer line.

Managed By: Design & Construction

Type: Infrastructure

Operating Impact: No changes to revenue or costs anticipated.

Funding Source:	Budget at 12/31/2011	2012 Approp	Total Budget
General Fund	29,996	0	29,996
Measure CC Property Tax	419,000	10,000	429,000
Project Total:	<u>448,996</u>	<u>10,000</u>	<u>458,996</u>

5 Year Expenditure Plan	Expend to Date	2012	2013	2014	2015/2016
	418,756	40,240	0	0	0

Project: 150200

Description: Build trail segment around the West County Wastewater facility connecting Wildcat Creek Trail to San Pablo Creek and Point Pinole to the Richmond Parkway.

Managed By: Design & Construction

Type: Public access

Operating Impact: No changes to revenue or costs anticipated.

Funding Source:	Budget at 12/31/2011	2012 Approp	Total Budget
Measure CC Property Tax	250,000	0	250,000
Project Total:	<u>250,000</u>	<u>0</u>	<u>250,000</u>

5 Year Expenditure Plan	Expend to Date	2012	2013	2014	2015/2016
	0	25,000	200,000	25,000	0

Project: 236900

Description: FRB, Inc. property acquisition.

Managed By: Land

Type: Land acquisition

Operating Impact: No changes to revenue or costs anticipated.

Funding Source:	Budget at 12/31/2011	2012 Approp	Total Budget
Measure AA Bond	450,972	0	450,972
Measure AA Bond Interest	257,028	0	257,028
Wildcat Canyon WW Bond	773,000	0	773,000
Project Total:	<u>1,481,000</u>	<u>0</u>	<u>1,481,000</u>

5 Year Expenditure Plan	Expend to Date	2012	2013	2014	2015/2016
	34,746	1,446,254	0	0	0

2012-2016 PROJECTS

ACTIVE PROJECTS

Wildcat Canyon Regional Park - continued

Project: 507000

Description: Extend waterline to staging area for drinking fountain and fire hydrant.

Managed By: Maintenance

Type: Public access

Operating Impact: No changes to revenue or costs anticipated.

Funding Source:	Budget at 12/31/2011	2012 Approp	Total Budget
Measure CC Property Tax	0	7,710	7,710
Project Total:	<u>0</u>	<u>7,710</u>	<u>7,710</u>

5 Year Expenditure Plan	Expend to Date	2012	2013	2014	2015/2016
	0	7,710	0	0	0

Project: 528803

Description: Native Tarplant restoration.

Managed By: Stewardship

Type: Resource protection

Operating Impact: No changes to revenue or costs anticipated.

Funding Source:	Budget at 12/31/2011	2012 Approp	Total Budget
General Fund	125,000	0	125,000
Project Total:	<u>125,000</u>	<u>0</u>	<u>125,000</u>

5 Year Expenditure Plan	Expend to Date	2012	2013	2014	2015/2016
	50,235	25,000	25,000	24,765	0

Project: 541600

Description: Create fuel break to reduce wildfire hazard.

Managed By: Fire Dept

Type: Resource protection

Operating Impact: No changes to revenue or costs anticipated.

Funding Source:	Budget at 12/31/2011	2012 Approp	Total Budget
Measure CC Property Tax	390,563	59,890	450,453
Project Total:	<u>390,563</u>	<u>59,890</u>	<u>450,453</u>

5 Year Expenditure Plan	Expend to Date	2012	2013	2014	2015/2016
	321,561	59,886	67,000	2,006	0

2012-2016 PROJECTS

ACTIVE PROJECTS

Wildcat Canyon Regional Park - continued

Project: 541700

Description: Create fuel break to reduce wildfire hazard.

Managed By: Fire Dept

Type: Resource protection

Operating Impact: No changes to revenue or costs anticipated.

Funding Source:	Budget at 12/31/2011	2012 Approp	Total Budget
Measure CC Property Tax	474,964	71,170	546,134
Project Total:	474,964	71,170	546,134

5 Year Expenditure Plan	Expend to Date	2012	2013	2014	2015/2016
	281,299	71,166	99,680	93,989	0

Project: 546500

Description: Repair 2006 storm damage; slide and stream bank erosion above the stone bridge.

Managed By: Design & Construction

Type: General

Operating Impact: No changes to revenue or costs anticipated.

Funding Source:	Budget at 12/31/2011	2012 Approp	Total Budget
FEMA DR-1628 Small Projects	345,703	0	345,703
Project Total:	345,703	0	345,703

5 Year Expenditure Plan	Expend to Date	2012	2013	2014	2015/2016
	287,054	58,649	0	0	0

Project: 548200

Description: Repair landslide beneath bridge at North Creek.

Managed By: Design & Construction

Type: General

Operating Impact: No changes to revenue or costs anticipated.

Funding Source:	Budget at 12/31/2011	2012 Approp	Total Budget
FEMA DR-1628 Large Prj >57,500	152,835	0	152,835
Project Total:	152,835	0	152,835

5 Year Expenditure Plan	Expend to Date	2012	2013	2014	2015/2016
	165,390	0	0	0	0

2012-2016 PROJECTS

ACTIVE PROJECTS

Wildcat Canyon Regional Park - continued

Project: 551200

Description: Hire consultant to determine the amount of sediment that can be removed from the Wildcat Creek watershed basin, and where it may be disposed, in keeping with government oversight.

Managed By: Stewardship

Type: Resource protection

Operating Impact: No changes to revenue or costs anticipated.

Funding Source:		Budget at 12/31/2011	2012 Approp	Total Budget	
Measure CC Property Tax		223,500	27,810	251,310	
Project Total:		<u>223,500</u>	<u>27,810</u>	<u>251,310</u>	
5 Year Expenditure Plan	Expend to Date	2012	2013	2014	2015/2016
	433	134,100	116,777	0	0

2012-2016 CAPITAL PROJECTS

WW LOCAL GRANTS

Measure WW Local Grant Budgets-Approved Grant Application To Be Disbursed

Project	Agency	Project Description	Project Status	Total Budget	Disbursed	To Be Disbursed
310001	Alameda	Krusi Park Renovation	Approved	1,365,489	0	1,365,489
310002	Alameda	Tillman Play Structure Replcmt	Approved	100,000	0	100,000
310003	Alameda	Tennis Courts Resurfacing	Approved	350,000	0	350,000
310004	Alameda	Boys & Girls Developmnt Center	Approved	1,000,000	1,000,000	0
310005	Alameda	Encinal Boat Ramp Bathroom	Incomplete	284,511	0	284,511
310101	Albany	Ocean View Park Rubber Surface	Cancelled	18,676	18,676	0
310102	Albany	After School Rec Expansn&Reno1	Approved	117,982	117,982	0
310103	Albany	After School Rec Expansn&Reno2	Cancelled	0	0	0
310104	Albany	Waterfront "cove" Enhancement	Approved	50,000	0	50,000
310105	Albany	Dartmouth Tot Lot Rubber Surf	Approved	24,000	22,660	1,339
310106	Albany	Jewel's Terrace/Rubber Surface	Approved	13,620	12,917	702
310201	Berkeley	Aquatic Park Habitat Restoratn	Approved	32,500	0	32,500
310202	Berkeley	Tom Bates Sports Complex Ph2A	Approved	63,121	50,497	12,624
310203	Berkeley	San Pablo Park Basketball Cour	Approved	455,000	25,743	429,256
310204	Berkeley	Skate Park Constr Joint Replc	Approved	89,415	58,081	31,333
310205	Berkeley	Terrace View Park Basketball	Approved	204,510	0	204,510
310206	Berkeley	Virginia McGee Totlot Reno	Approved	422,500	0	422,500
310207	Berkeley	James Kenney Park Play Area	Approved	650,000	0	650,000
310208	Berkeley	Ohlone Dog Park Renovation	Approved	325,000	0	325,000
310209	Berkeley	Citywide Picnic Areas Improvem	Incomplete	138,100	0	138,100
310301	Dublin	Fallon Sports Synthetic Turf	Approved	1,123,610	1,123,610	0
310302	Dublin	Dublin Sports Grounds Ph4	Approved	1,021,508	864,958	156,549
310401	Emeryville	Horton Landing Park	Approved	194,572	38,914	155,658
310501	Fremont	Citywide Play Area Upgrades	Approved	2,682,258	0	2,682,258
310502	Fremont	Tiny Tots Playarea Upgrades	Approved	488,386	0	488,386
310503	Fremont	Irrigation Controller Improvem	Approved	412,800	0	412,800
310504	Fremont	Patterson House Rehabilitation	Approved	759,000	0	759,000
310505	Fremont	City Wells Rehabilitation	Approved	748,360	0	748,360
310506	Fremont	Warm Springs Restroom/Rec Room	Approved	417,000	0	417,000
310601	Newark	Lakeshore Park Seawall	Approved	1,500,000	0	1,500,000
310701	Oakland	Caldecott Trail Ph1	Approved	1,000,000	6,567	993,433
310702	Oakland	East Oakland Sports Center	Approved	6,000,000	4,800,000	1,200,000
310703	Oakland	25th Street Mini Park	Approved	730,000	304,364	425,635
310705	Oakland	Central Reservoir	Approved	600,000	47,522	552,477
310706	Oakland	City Stables	Approved	500,000	275,031	224,968
310707	Oakland	Children's Fairyland Entryway	Approved	500,000	17,155	482,844
310708	Oakland	Oakland Feather River Camp	Approved	500,000	53,505	446,494
310710	Oakland	Morcom Rose Garden	Approved	1,700,000	238,509	1,461,490
310711	Oakland	Owens Jones Field	Approved	1,000,000	129,766	870,233
310712	Oakland	Poplar Field	Approved	850,000	102,832	747,167
310713	Oakland	Raimondi Park Ph1	Approved	224,456	179,565	44,891
311001	San Leandro	Asphalt Concrete Repairs	Approved	591,268	591,268	0
311002	San Leandro	Toyon Park Play Equipment	Approved	79,633	79,633	0
311003	San Leandro	Asphalt Concrete Repair/Replac	Approved	734,998	40,919	694,078
311004	San Leandro	Marin Park Group Picnic Areas	Approved	988,000	0	988,000
311005	San Leandro	Marina Park Irrigation	Approved	622,000	0	622,000
311006	San Leandro	Stenzel Bleacher Replacement	Approved	96,000	0	96,000
311007	San Leandro	Stenzel Park Drainage	Approved	179,000	0	179,000
311008	San Leandro	Ball Park Locker/Restroom	Approved	130,000	0	130,000
311009	San Leandro	Resurface Skate Park	Approved	56,000	0	56,000
311201	HARD	Meek Park West Terrace	Approved	661,000	528,800	132,200
311202	HARD	Holland Park Development	Approved	900,000	720,000	180,000
311203	HARD	Manchester Property Acq	Approved	319,621	319,621	0
311401	Antioch	Security Camera Program	Approved	225,000	0	225,000
311402	Antioch	Lone Tree Golf Range Light	Approved	270,995	50,042	220,952
311403	Antioch	Deerfield Park Playground Equi	Approved	73,984	73,984	0
311404	Antioch	Eagleridge Park Playground Eqp	Approved	82,808	82,808	0

2012-2016 CAPITAL PROJECTS

WW LOCAL GRANTS

Measure WW Local Grant Budgets-Approved Grant Application To Be Disbursed

Project	Agency	Project Description	Project Status	Total Budget	Expense	Total
311405	Antioch	Fishing Pier Pavilion	Approved	66,150	0	66,150
311406	Antioch	Prewett Park Lot & Landscape	Approved	450,000	357,378	92,621
311407	Antioch	Prewett Aquatics Center	Approved	320,000	0	320,000
311408	Antioch	Community Park Synthetic Turf	Approved	2,494,000	0	2,494,000
311501	Brentwood	Sommerset Commons	Approved	1,100,000	0	1,100,000
311601	Clayton	Community Park Parking Lot	Approved	492,883	0	492,883
311703	Concord	Playground Equip Replacement	Approved	309,000	309,000	0
311704	Concord	Community Pool Mechanical Eqp	Approved	230,033	60,483	169,549
311705	Concord	Hillcrest Park Maint Bldg	Approved	129,756	129,756	0
311707	Concord	Meadow Homes Spray Park&Restrm	Approved	1,050,600	258,026	792,573
311708	Concord	Demo Bldg & Install Eqp Sheltr	Approved	108,400	907	107,492
311709	Concord	Install Shade Structure Hillcr	Approved	109,500	109,500	0
311710	Concord	Replace Irrigation Sun Terrace	Approved	30,000	3,634	26,365
311711	Concord	Tennis Courts Resurfacing	Approved	90,916	90,916	0
311712	Concord	Willow Pass Sports Field	Approved	118,930	118,930	0
311713	Concord	Pave Loop Road at Camp Concord	Approved	377,000	285,214	91,785
311714	Concord	Upgrade Camp Bathouse	Approved	463,000	170,528	292,471
311715	Concord	Playground Equip at Newhall	Approved	150,000	10,251	139,748
311716	Concord	Construct Bocce Courts/Baldwin	Approved	392,615	314,092	78,523
311717	Concord	Replace Electrical Pull Boxes	Approved	150,000	0	150,000
311718	Concord	ADA Barrier Removal/Baldwin	Approved	100,000	0	100,000
311719	Concord	Dog Park at Baldwin Park	Approved	104,000	83,200	20,800
311720	Concord	Tennis & Softball Field Lightg	Approved	500,000	0	500,000
311721	Concord	Replace Well Pump @ Ellis Lake	Approved	756,000	0	756,000
311722	Concord	Ygnacio Vly Park Electrical	Approved	157,000	0	157,000
311723	Concord	ADA Barrier Removal @ Parks	Approved	200,000	0	200,000
311801	Danville	Veterans Memorial Bldg	Approved	1,897,488	1,506,923	390,564
311901	El Cerrito	Cerrito Vista Park Play Equip	Approved	186,492	186,492	0
311902	El Cerrito	E.C. Alloc.-Tom Bates Sportsfl	Approved	13,796	11,037	2,759
311903	El Cerrito	Huber Park	Incomplete	174,000	0	174,000
311904	El Cerrito	Creekside Park Lighting	Approved	205,000	0	205,000
312001	Hercules	EBRPD Acq Rancho El Pinole	Approved	200,000	200,000	0
312101	Lafayette	Burton Ridge Trail Connector	Approved	300,000	300,000	0
312102	Lafayette	Acalanes Ridge Acquisition	Approved	391,650	391,650	0
312201	Martinez	Marina Renovation	Approved	1,651,961	0	1,651,961
312301	Moraga	Camino Pablo Fields	Approved	734,300	92,027	642,272
312401	Oakley	Creekside Park Ph2	Approved	1,517,862	1,112,020	405,841
312601	Pinole	Pinole Valley Park Soccer Fiel	Approved	337,500	17,964	319,535
312602	Pinole	Pinole Valley Tennis Courts	Approved	80,550	0	80,550
312603	Pinole	Pinole Senior Fitness Trail	Approved	35,454	35,454	0
312604	Pinole	Community Playhouse	Approved	40,000	0	40,000
312605	Pinole	Skate Park	Approved	344,000	0	344,000
312701	Pittsburg	All Weather Soccer Field	Approved	919,058	919,058	0
312702	Pittsburg	Hillview Junior High Playfield	Approved	1,989,941	0	1,989,941
312800	Pleasant Hill RP	Pool Resurfacing	Approved	392,363	392,363	0
312901	Richmond	Ferry Pt to Kaiser Trail Gap	Approved	300,000	0	300,000
312908	Richmond	Rich.Alloc.-Tom Bates Sportfld	Approved	61,275	49,019	12,255
312909	Richmond	Renovate Natatorium Phase 2	Approved	3,100,000	2,455,453	644,547
312910	Richmond	Burg Park Restoration	Approved	350,000	0	350,000
312912	Richmond	Marina Bay Park Restroom	Approved	300,000	0	300,000
312914	Richmond	Shields-Reid Park Renovation	Approved	490,000	0	490,000
313101	San Ramon	Forest Home Farms	Approved	353,012	240,679	112,332
313102	San Ramon	Red Willow Playground	Approved	50,000	50,000	0
313103	San Ramon	Central Playgrnd/Fountain Reno	Approved	580,000	580,000	0
313105	San Ramon	Olympic Pool Replastering	Approved	295,191	295,191	0
313106	San Ramon	Park Restroom Renovations	Approved	133,944	133,944	0
313201	Walnut Creek	Acquisition of Acalanes Ridge	Approved	391,650	391,650	0

2012-2016 CAPITAL PROJECTS

WW LOCAL GRANTS

Measure WW Local Grant Budgets-Approved Grant Application To Be Disbursed

Project	Agency	Project Description	Project Status	Total Budget	Expense	Total
313301	Green Valley	Pool Fence & Lighting	Approved	36,947	0	36,947
313501	Ambrose	Ambrose Park Phase 1	Approved	1,127,177	0	1,127,177
314201	Kensington	Park Restroom	Approved	100,000	0	100,000
314601	Oakland Zoo	Giraffe Barn Construction	Approved	400,000	206,193	193,807
314602	Oakland Zoo	Elephant Barn Addition	Approved	50,000	0	50,000
314603	Oakland Zoo	Rain Forest Exhibit Renovation	Incomplete	65,000	0	65,000
314604	Oakland Zoo	Veterinary Medical Hospital	Incomplete	3,050,000	0	3,050,000
314605	Oakland Zoo	Calif Conservation & Edu Ctr	Incomplete	180,000	0	180,000
314700	EBPRD 5% Admin	EBPRD 5% Adminis 5% Adimin WW	Approved	2,623,593	382,866	2,240,727
Total				70,565,668	24,227,727	46,337,912

**SECTION F –
PROJECTS SUPPLEMENTAL
INFORMATION**

2012-2016 CAPITAL PROJECTS

INACTIVE PROJECTS

Project	Location	Project Description	Total Budget	Total Expenses	Budget Balance
213901	Bay Point Shoreline	Farrell / Bay Point Shoreline	118,302	61,921	56,380
504300	Bay Point to Pittsburg	Delta Trail Feasibility Study	82,705	82,969	(263)
104801	Big Break	Delta Science Ctr Construction	3,589,000	3,589,000	-
115300	Bishop Ranch	Bishop Ranch/Boundary Fence	100,000	99,922	77
144300	Black Diamond	FEMA-Somersville Road Repair	161,350	144,180	17,169
505100	Black Diamond	Habitat Preservation-Seeno	50,000	-	50,000
544700	Black Diamond	Repair Ford-Lower Oil Canyn Tr	17,239	13,873	3,365
545100	Black Diamond	Culvert Lower Oil Canyon	6,343	4,279	2,064
546400	Black Diamond	Hazel Atlas Cribwall Repair	127,080	127,080	-
546700	Black Diamond	Stewartville Trail Culvert Rep	9,359	4,312	5,046
547307	Black Diamond	Debris Removal Projects	748	748	-
545200	Briones	Mariposa Trail Repair	5,283	1,257	4,026
546000	Briones	Blue Oak Trail Slope Repair	20,364	17,182	3,181
547100	Briones	Blue Oak & Stage Coach Culvert	19,840	4,178	15,662
548000	Briones	Trail Repr-Briones to MtDiablo	26,495	15,342	11,153
145400	Byron Vernal Pools	Souza II Wetland Restoration	353,741	353,741	-
136100	Camp Arroyo Recreation Area	Shade/Solar Heating for Pool	147,000	142,559	4,440
522100	Carquinez Strait	Survey Work	12,000	11,493	506
547300	Carquinez Strait	Debris Removal Projects	3,823	1,285	2,537
547301	Carquinez Strait	Debris Removal Projects	2,599	2,599	-
547303	Coyote Hills/Linear Park	Debris Removal Projects	1,700	600	1,100
545600	Crockett Hills	Parking Lot Repair	17,077	13,317	3,760
547305	Crown Beach	Debris Removal Projects	25,872	22,574	3,297
120502	Del Valle	Water Plant Improvements	459,152	459,152	-
546100	Del Valle	Repair Sites #88 & #90	21,028	-	21,028
142800	District-Wide	Remodel Finance Office	50,000	46,777	3,222
170300	District-Wide	Helicopter Lease/Purchase	3,558,000	2,644,786	913,213
171900	District-Wide	Public Safety Substation Imprv	38,000	35,863	2,136
240000	District-Wide	Urban Acquisition Undesignated	-	-	-
503200	District-Wide	Beverage Containr Recycling Bin	26,747	26,747	-
549700	District-Wide	Point of Sale Upgrade	70,246	70,246	-
552200	District-Wide	Fire Training Costs	48,000	48,875	(875)
130600	Don Castro	Lagoon Filter Sys./Don Castro	1,914,980	1,855,346	59,634
209701	Dublin Hills	John Machado / Dublin Hills	58,000	53,669	4,330
145100	Garin	Replace Fencing at Gelderman	-	-	-
219800	Garin	Bailey Ranch	-	-	-
122600	Hayward Shoreline	Baumberg Tract Bay Trail	1,087,151	1,087,144	6
136500	Hayward Shoreline	Rebuild Levee	455,543	455,620	(77)
545800	Kennedy Grove	Black Oak Loop Slope Repair	30,848	7,135	23,712
546800	Kennedy Grove	Sea Foam Trail Repair	7,910	563	7,346
144400	Las Trampas	Exposed Culvert Repair, Madrone	35,588	19,591	15,997
544500	Las Trampas	Repair Culvert Bent at 45 Madr	40,398	15,405	24,992
544900	Las Trampas	Rocky Ridge Road Repair	87,370	46,625	40,745
545900	Las Trampas	Thomas Ranch Trail Repair	32,398	4,270	28,127
546200	Las Trampas	Cribwall Steelhead Picnic Area	32,074	212	31,861
547306	Las Trampas	Debris Removal Projects	2,429	2,429	-
534800	Martin Luther King Jr	Repair Damage on Overlook	119,650	69,135	50,514
550400	Martin Luther King Jr	Oakland Sports Field Fence	15,598	-	15,598
546300	Martinez Shoreline	Ozol Park Office Repair	1,584	-	1,584
149900	Miller-Knox	Ferry Point Lighting	91,904	91,797	106
170800	Miller-Knox	Renovate Restroom Access	150,000	78,181	71,818
547302	Miller-Knox	Debris Removal Projects	6,924	6,924	-
172100	Mobile Visitor Center	Mobile Visitor Center	149,562	149,562	-
544800	Morgan Territory	Black Culvert Repair	15,897	950	14,947
545000	Morgan Territory	Finley Road Culvert Repair	39,411	2,755	36,655
547308	Morgan Territory	Debris Removal Projects	1,984	-	1,984
547900	Morgan Territory	Reinstall White Culvert-FEMA	4,748	3,043	1,704
148800	Oyster Bay	WMAC Landscape Improvements	-	-	-

2012-2016 CAPITAL PROJECTS

INACTIVE PROJECTS

Project	Location	Project Description	Total Budget	Total Expenses	Budget Balance
506500	Pleasanton Ridge	Resource Protection-Owen	-	-	-
545400	Pleasanton Ridge	Cook Canyon Road Repair	45,512	12,374	33,138
547500	Point Pinole	Bay View Trail Repair	49,458	38,564	10,894
544600	Redwood	Phillips Loop Trail Repair	24,911	24,773	138
545700	Redwood	Entrance Road Washout Repair	78,875	40,686	38,188
546600	Redwood	Wilton Drive Slope Repair	118,617	119,294	(677)
547000	Redwood	East Ridge Trail Slope Repair	401,333	393,442	7,890
547309	Redwood	Debris Removal Projects	9,750	9,750	-
547600	Redwood	Schoolhouse Headwall Repair	10,990	10,990	-
122504	Roberts	Barrier-Free Play Area-Roberts	13,578	13,579	-
502600	Shadow Cliffs	Decommission & Secure Site	463	463	-
547304	Sibley/Clarmnt Cnyn/Hucklbry	Debris Removal Projects	5,037	5,037	-
202001	Sycamore Valley	Magee Ranch/ Sycamore Valley	69,000	60,537	8,462
545300	Temescal	Oak Bay Trail Mud Slide Repair	14,401	4,101	10,300
150600	Tilden	Rebuild Group Camp Structures	612,400	589,786	22,613
543700	Vasco Caves	Raptor v.Wind Turbine Study	469,521	467,787	1,734
545500	Wildcat Canyon/Alvarado Park	Old Nimitz Way Repair	31,488	2,134	29,353
546900	Wildcat Canyon/Alvarado Park	Multiple Gullies Rifle Rnge Rd	20,000	18,901	1,098
Total			15,526,378	13,809,411	1,716,938

MEASURE WW BOND PROJECT LIST

	Location	Project	Description	Proposed Final Allocations
1	Alameda Point	Trail Expansion and development of regional recreation	\$6.5 million to protect wildlife habitat, create regional recreation opportunities on San Francisco Bay, and extend the Bay Trail around Alameda Point in cooperation with City of Alameda. Restore shoreline areas including beach and dune grass habitat.	\$ 6,550,000
2	Alamo Canal Trail	Construct Trail Undercrossing of highway 580	\$630,000 to complete the key bicycle, pedestrian and equestrian trail connection across the 580-680 interchange creating the first trail connection linking the communities of Dublin and Pleasanton.	630,000
3	Anthony Chabot	Complete acquisition of park boundaries	\$2 million to acquire last remaining open space to establish final park boundaries, to buffer sensitive wildlife habitats and create new access for all users.	2,025,000
4	Ardenwood	Improvement and Renovation of Park Picnic and Interpretive facilities	\$2.2 million to improve facilities and increase opportunities for school classes and families to experience early California life at the historic Ardenwood Farm.	2,250,000
5	Bay Point	Park expansion, marsh restoration and improved public access	\$1.6 million to expand and restore wetlands to enhance habitat for Delta Smelt and other species. Provide water access to the Pittsburg/Bay Point shoreline. Establish the starting point of the Great Delta Trail project linking the East Bay to the Delta and Central Valley.	1,575,000
6	Bay Trail	Complete Bay Trail from Fremont to Martinez	\$12.3 million to connect urban communities to shoreline access and wildlife viewing opportunities by completing the 86 mile Bay Trail along the East Bay shoreline. Acquire and develop trail links to close the remaining gaps between Martinez and Fremont, providing alternative transportation routes for local commuters and linking regional trail users to Solano and Santa Clara Counties.	12,298,000
7	Bay Water Trail	Create boat launch, landing and camping sites from Fremont to the Delta	\$5.9 million to establish safe and environmentally sound launch sites, wildlife viewing, camping, and other facilities to support the new Bay Water Trail, providing places for kayakers, canoers, and other small boats to travel the length of the East Bay shoreline and ultimately circumnavigate the Bay.	5,890,000
8	Big Break Shoreline	Expand Delta Science Center	\$2.6 million to enhance delta shoreline access and expand interpretive/educational opportunities for East Contra Costa County schools and families to experience the Delta in a natural setting. Protect and enhance habitat for the threatened California Black Rail and Giant Garter Snake, restore coastal prairie grassland.	2,600,000
9	Black Diamond	Expand Park and Wildlife Corridors. Complete Visitor Education facility and park improvements	\$4.5 million to complete the underground trail and Mining Museum and to preserve important open space, enhance wetland and riparian habitat in partnership with the East Contra Costa County Habitat Conservation Plan.	4,500,000
10	Briones	Preserve open space and improve public access	\$7.8 million to preserve additional ridge top and hillside open space surrounding the park. Improve Alhambra Valley and Buckeye Ranch access, develop staging area and trail connections for all users, renovate picnic areas and group camps.	7,785,000
11	Byron Vernal Pools	Resource Preservation	\$3 million to acquire rare vernal pool habitat and wetlands near Byron to expand, preserve, protect and interpret rare species including Tiger Salamander, Fairy Shrimp and vernal pool flowers in partnership with the East Contra Costa County Habitat Conservation Plan.	2,970,000
12	Calaveras Ridge Trail	Acquire and construct trail from Carquinez Strait to Sunol	\$11.3 million to acquire open space and park corridor and construct this trail for all users connecting six regional parks along the 680 corridor serving all communities from Sunol to the Carquinez Strait.	11,323,000
13	Carquinez Strait	Improve public access and expand park	\$4.1 million to complete the shoreline scenic corridor between Martinez and Crockett. Expand outdoor recreation opportunities, preserve shoreline areas, and connect park trails for all users from historic Port Costa to the San Francisco Bay and Ridge Trails.	4,050,000
14	Clayton Ranch	Expand park and wildlife corridors.	\$2 million to preserve open space and complete this critical wildlife corridor for Alameda Whipsnake, Red Legged Frog and rare plants between Mt. Diablo and Black Diamond Mines Regional Preserve in partnership with the East Contra Costa County Habitat Conservation Plan. Provide initial staging and new trail opportunities for all users to neighboring communities.	2,025,000
15	Concord Naval Weapons Station	Acquire openspace and develop public access on former military base	\$16 million to work in partnership with Concord and the National Park Service to acquire, restore and develop a major new regional park in on the inland portion of former Concord Naval Weapons Station. Protect open space and wildlife habitat for Tiger Salamander, Red Legged Frog and restore Mt. Diablo Creek. Develop regional recreation facilities including picnic areas, trails for all users, parking and camp sites. Provide interpretive opportunities in partnership with NPS.	15,950,000
16	Coyote Hills	Complete park boundaries, restore marsh, build public use facilities	\$8.1 million to acquire remaining lands adjacent to Coyote Hills to complete park boundaries and preserve sensitive riparian wildlife habitat. Restore and expand Alameda's largest fresh water marsh to enhance habitat for Salt Marsh Harvest Mouse, and California Black Rail. Restore existing marsh complex to include seasonal wetlands, coastal prairie grassland and reduce cattails. Replace the aging visitor center with a state of the art facility to interpret the significant cultural and natural resources of the area. Add family camping opportunities at the reclaimed Dumbarton Quarry site and provide trail links to the Don Edwards Wildlife Refuge and Bay Trail.	8,100,000
17	Crockett Hills	Expand park and improve public access	\$4 million to acquire scenic open space to expand this new park near the West County communities of Crockett, Hercules and Rodeo. Build new public access, trails for all users and camp sites easily accessible from highway 4 and the Cummings Skyway.	4,050,000

MEASURE WW BOND PROJECT LIST

	Location	Project	Description	Proposed Final Allocations
18	Crown Beach	Improve visitor center, restore beach, complete park boundary	\$6.5 million to replace and expand the Crab Cove visitor center, currently located in an outdated military building. Expand and restore the popular Alameda Beach to increase space for beach recreation and protect the shoreline. Acquire appropriate surplus	6,480,000
19	Deer Valley	Park Acquisition and Development	\$3.6 million to establish a new park near the communities of Brentwood and Oakley. When matched with funding from the the East Contra Costa County Habitat Conservation Plan, the park will preserve a regional wildlife corridor for San Joaquin Kit Fox, Tige	3,600,000
20	Delta Access	Park expansion and development at Orwood Tract	\$5 million to open a new regional park on the Delta providing swimming, boating, fishing, picnicking and camping close to East Contra Costa communities. Work with federal and state agencies to provide both Delta recreation and wildlife habitat for threat	4,950,000
21	Delta Recreation	Develop new park at Jersey Island	\$1 million for new public access, trails, family camping and picnicking in the Delta on or near Jersey Island and the San Joaquin River.	1,000,000
22	Delta Trail	Establish the Great Delta Trail connecting Bay Point to Big Break to the Contra Costa County Line	\$4.1 million to provide new bicycle trail connecting the communities of Bay Point, Pittsburg, Antioch, and Oakley to the shoreline. Work with State and local agencies to develop the Great Delta Trail improving urban access to fishing and boating in the	4,050,000
23	Diablo Foothills	Expand Open Space adjacent to Mt. Diablo State Park and improve Castle Rock Picnic and Recreation Area	\$7.2 million to preserve open space and habitat in central Contra Costa County adjacent to Mt. Diablo State Park, complete renovation of picnic areas, play areas, and trail access improvements for all users.	7,200,000
24	Doolan Canyon/ Tassajara Hills	Establish new park and preserve open space and ridges.	\$5.7 million to acquire land for a new park preserving the last major undeveloped expanse of the Tassajara Hills north of the communities of Dublin and Pleasanton. Restore grassland and seasonal wetland habitat for Tiger Salamanders, Golden Eagles, Prairie Falcons and other species. Provide trails for all users, public access, and scenic resources, rolling hills and open grassland valleys.	5,675,000
25	Dry Creek	Acquisition and Meyers Estate Improvements	\$6.7 million to acquire and preserve scenic ridge lands in the Union City Hills along Walpert Ridge, complete the renovation of the historic Meyers Estate and garden for intimate community gatherings. Complete multi-use Ridge Trail connections.	6,700,000
26	Dublin Hills	Open Space Preservation	\$4.7 million to complete this new park along the ridgelines in the scenic west Dublin hills. Preserve wildlife corridor and connect community residents to regional trails for all users and nearby natural areas. Restore ponds enhance riparian habitats and grasslands.	4,725,000
27	Dunsmuir Heights Trail	Complete trail connection through Dunsmuir Heights to Anthony Chabot	\$2.3 million to acquire and construct an urban open space and multi use trail corridor connecting Oakland and San Leandro neighborhoods to Anthony Chabot park through the Dunsmuir Heights area.	2,350,000
28	East Bay Greenway Trail	Trail corridor protection partnerships with Local Cities	\$400,000 to partner with local cities to secure public use of this abandoned rail right of way to serve urban residents from Oakland to Fremont.	400,000
29	Eastshore State Park	Park expansion, restoration and development.	\$27 million to expand and restore this eight-mile long urban shoreline park adjacent to five East Bay communities. Implement the State Park General Plan to develop access improvements, restore upland and wetland areas to enhance wildlife habitat, and to	27,000,000
30	Garin	Complete Park Acquisition and improve public access.	\$2.9 million to acquire and protect scenic ridges and wildlife habitat adjacent to Union City, Fremont and Hayward communities. Expand park trail system to improve recreational opportunities and connect to the Ridge Trail.	2,925,000
31	Garin to Pleasanton Ridge Trail	Acquire and construct trail connection	\$2 million to acquire and construct trail connecting Garin Park to Pleasanton Ridge for hiking, biking and equestrian use.	2,025,000
32	Gateway Shoreline	Park acquisition and development	\$5.4 million to establish a new regional shoreline park as a bicycle trail hub connecting the new Bay Bridge bicycle access to the East Bay and the Bay Trail in cooperation with other agencies. This intermodal node will including parking, promenade, fish	5,400,000
33	Hayward Shoreline	Expand park and construct public access and education improvements	\$4.5 million to restore and protect shoreline bird habitat, strengthen and repair levees along this shoreline to address climate change impacts, improve public trail access and cooperate on shoreline interpretive improvements with other state and local agencies. Dredge channels to improve water circulation and enhance habitat on islands for endangered Least Terns.	4,500,000
34	Iron Horse to Mount Diablo Trail	Complete Trail corridor	\$1.4 million to complete southern trail corridor between Las Trampas, Sycamore Valley and Mount Diablo.	1,350,000
35	Iron Horse Trail	Extend Iron Horse Trail North and South	\$2.2 million to complete extensions to north and south ends of this 28 mile long urban bicycle trail.	2,250,000
36	Lake Chabot	Acquisition to complete park boundary	\$1.8 million to preserve hillside areas, connect trails and add public access along the western park boundary.	1,800,000
37	Las Trampas	Construct interpretive facility, acquire open space and construct public access improvements	\$8.3 million to establish interpretive visitor contact station and indoor meeting space to serve the increasing population in the San Ramon Valley. Develop hiking, biking and equestrian access to recently acquired properties in the Lafayette, Moraga and San Ramon Valley areas including staging, trails, and camps.	8,325,000
38	Leona Open Space	Acquire land to complete park boundaries	\$2.5 million to acquire remaining land to complete park and improve public access.	2,500,000

MEASURE WW BOND PROJECT LIST

	Location	Project	Description	Proposed Final Allocations
39	Marsh Creek Trail	Complete and open trail extension from Brentwood to Round Valley	\$900,000 to complete the Marsh Creek Trail connecting the Brentwood area through the new State Historic Park at Cowell Ranch to Round Valley Regional Preserve.	900,000
40	Martin Luther King Shoreline	Expand Bay Trail, Tidewater and Shoreline Center facilities.	\$12.3 million to expand existing public use, shoreline access and Bay Trail improvements at the Tidewater and Shoreline Center areas of the Martin Luther King Jr. Shoreline.	12,320,000
41	Mission Peak	Acquire openspace and improve public access	\$5.4 million to expand ridgeline corridor on Mission Ridge and improve trails and staging areas including Stanford Avenue.	5,400,000
42	Morgan Territory	Complete Park Acquisition and improve public access.	\$8.1 million to expand wildlife corridors in partnership with the East Contra Costa Habitat Conservation Plan. Provide trails for all users and additional access to the ridge lands south of Mt. Diablo.	8,100,000
43	North Richmond Shoreline	Acquire and restore Wildcat Creek and San Pablo Creek Marshes.	\$3.6 million to preserve San Pablo and Wildcat Creek Marsh and creek deltas to protect and restore the two largest remaining marsh areas along the North Contra Costa Shoreline. Connect the trail corridor from the north Richmond Wetlands to Point Pinole. Develop appropriate public access for wildlife viewing and education programs.	3,650,000
44	Oak Knoll to Ridge Trail	Develop Trail Connection from Oak Knoll to Redwood Park	\$720,000 to join with the City of Oakland and community groups to create trail connections between the Oak Knoll redevelopment project and the Leona Openspace area.	720,000
45	Oakland Shoreline	Oakland shoreline acquisition, resource restoration and public access	\$10.8 million to join with Oakland to develop new access for urban residents to the Oakland Shoreline. Cleanup and restore marshes to benefit nesting birds, improve water circulation through dredging, and construct improvements on shoreline sites along the Bay Trail from San Leandro Bay, through the Oakland Estuary, and north to connect to Gateway Shoreline Park. Support the City's Estuary Plan trail and access projects, including public use facilities.	10,800,000
46	Ohlone	Acquire additional wilderness lands	\$7.4 million to Expand Alameda County's largest wilderness park, preserve park wilderness values, protect wildlife habitat and high mountain ridge resources. Develop trail loops and expand public access and camping opportunities. Restore failing ponds to support Tiger Salamander and Red Legged Frog populations.	7,425,000
47	Oyster Bay	Complete public access Improvements	\$2.1 million to complete the development of this 200 acre urban shoreline park and Bay Trail connection by working with the City of San Leandro to provide recycled water for the irrigation of new turf meadows, construct picnic and play areas, parking, res	2,070,000
48	Pleasanton Ridge	Acquire and construct public access, trail and recreation and interpretive facilities	\$13.7 million to acquire park land on scenic Pleasanton and Sunol ridges, Devaney canyon, complete bicycle loop trail system, construct parking, access, picnic, primitive camping and visitor facilities.	13,725,000
49	Point Pinole	Construct new park access, visitor and maintenance amenities	\$7.5 million to develop new Atlas Road access to the park with parking, picnic areas, meadows, play area, environmental maintenance facility, and new interpretive center to provide an introduction to the rich natural and cultural resources found at this site. Complete park boundary and wetland restoration. Enhance and restore wetland and coastal prairie habitats.	7,540,000
50	Point San Pablo Peninsula	Acquire, preserve and make accessible new shoreline openspace	\$4.5 million to acquire and restore shoreline and complete Bay Trail spur north of the Richmond/San Rafael Bridge to provide new public access to this scenic north bay shoreline.	4,450,000
51	Quarry Lakes	Expand recreation facilities	\$4.5 million to complete the development of this regional recreation area by providing new turf meadows, picnic and play areas, restrooms and landscaping. Complete park boundaries in this urban recreation area.	4,500,000
52	Rancho Pinole	Establish new park	\$3.2 million to preserve open space in West Contra Costa County and establish a new park. Acquire land and provide access for all users in cooperation with Muir Heritage land trust to connect the Ridge Trail to Crockett Hills, Franklin Ridge and West County communities.	3,150,000
53	Redwood	Expand park, protect habitat, construct public use facilities	\$5.2 million to acquire and restore Redwood Creek to protect rare native trout habitat. Cooperate with the City of Oakland to support youth camping and interpretive facilities to showcase the historic and natural features of the East Bay's only native redwoods. Enhance Serpentine prairie for rare plants, improve Whipsnake habitat and rare Manzanita groves.	5,200,000
54	Ridge Trail	Complete Bay Ridge Trail, Carquinez Strait to Mission Peak	\$12.7 million to acquire and construct trail corridor segments to close gaps in the existing 25 mile long East Bay Ridge Trail alignment. Providing a continuous trail connection through 16 regional parks from Martinez to Fremont.	12,690,000
55	Roberts	Renovate swimming Pool	\$1.4 million to update existing pool and facilities to accommodate regional swimming meets and events.	1,350,000
56	Round Valley	Acquire openspace, improve access	\$7.2 million to expand park to protect this unique pristine valley. Acquire lands in cooperation with the East Contra Costa County Habitat Conservation Plan. Expand trail access for all users, staging, picnic and camping opportunities. Connect trail corridors to adjacent State Parks and to Morgan Territory, Regional Preserve. Improve grasslands for Kit Fox and Golden Eagle habitat.	7,200,000
57	San Pablo Bay	Preserve shoreline and provide bay trail access	\$855,000 to acquire and restore the scenic San Pablo Bay shoreline to provide access and wildlife viewing to bayside natural resources. Provide Bay Trail amenities to enhance public use of the bay shoreline.	855,000

MEASURE WW BOND PROJECT LIST

	Location	Project	Description	Proposed Final Allocations
58	Sibley/Huckleberry	Expand park and construct visitor amenities	\$5.9 million to acquire additional open space south of Sibley Regional Preserve between Oakland, Orinda and Moraga. Expand trails including connection to Lake Temescal construct new trailhead and develop new camping opportunities. Restore ponds and riparian habitat.	5,900,000
59	Sunol	Renovate Visitor Center and Expand Park	\$5 million to expand wilderness area to protect Alameda Creek watershed, preserve wildlife habitat, remove barriers to Steelhead migration and to renovate and/or replace the aging visitor center, picnic and campground facilities.	4,950,000
60	Sycamore Valley Openspace	Acquisition and Trail Connections	\$925,000 to acquire lands to complete open space boundaries and trail connections to Mt. Diablo. Enhance Red Legged Frog habitat.	925,000
61	Tassajara Creek Trail	Develop Trail Connections	\$875,000 to acquire and develop regional trail connecting Tassajara Creek in Dublin to Mt. Diablo. Cooperate with the Cities of Dublin, San Ramon and Contra Costa County to complete this trail.	900,000
62	Tilden Park	Remodel Visitor Centers	\$2 million to renovate and/or expand Tilden Park's visitor facilities at the Botanic Garden and Environmental Education Center for public interpretive programs, lectures and research.	2,040,000
63	Urban Creeks	Acquire and restore creeks in urban core	\$8 million to work with cities and community organizations to restore urban creeks and acquire creek easements, such as BART to Bay and other urban creek projects.	8,040,000
64	Vargas Plateau	Expand park and develop public access	\$7.6 million to expand park, develop access and construct parking, picnic areas, trails for hikers, bicycles and equestrian, and camp sites at this new park. Preserve Alameda Creek watershed, extend the Ridge Trail and protect hillside vistas and open space east of Fremont and south of Niles Canyon. Restore wetlands and enhance grasslands.	7,649,000
65	Vasco Caves	Improve safe access to site	\$ 4.7 million to expand the preserve to protect unique natural and cultural resources in partnership with the East Contra Costa County Habitat Conservation Plan. Improve habitat for Kit Fox, Golden Eagles and enhance wetlands. Provide suitable public access parking and visitor facilities.	4,725,000
66	Wildcat Canyon	Acquire parkland	\$900,000 to expand park boundaries along the San Pablo Ridge, improve access to park for all users.	900,000
67	Wildcat Creek Trail	Richmond Parkway	\$900,000 to work with the City of Richmond and Contra Costa County to safely re-open the Wildcat Creek Trail crossing under the Richmond Parkway to connect north Richmond communities to the bay shoreline.	900,000

Total	348,750,000
7% reserve	26,250,000
Total, District Project List	375,000,000
Local Grant Program Amount	125,000,000
Total Amount of Bond	500,000,000

East Bay Regional Park District Measure CC Adopted Spending Plan

Park & Trail	Project Description	Cost
Improvements, Access, Safety		
Alameda Point	Operate two miles of Bay Trail at Alameda Point when completed as part of the base conversion process.	\$ 473,900
Alameda Point	Operate Triangle Park if received from the Naval Air Station redevelopment project.	525,000
Anthony Chabot Regional Park	Replace 4 Bort Meadows chemical toilets with vault disabled accessible toilets to reduce maintenance costs in improve customer convenience	50,000
Anthony Chabot Regional Park	Connect Chabot Stable to nearby municipal sewer to eliminate pumpouts	124,320
Anthony Chabot Regional Park	Replace 10 chem toilets (excludes Bort Meadows toilets in another project) with vault toilets- to reduce pumping cost improve visitor convenience	150,000
Claremont Canyon Regional Preserve	Complete trail system- with North to South and East to West connections in a route that is compatible with protection of rare species. Maintain until stable	418,060
Robert Crown Memorial State Beach	Replace 94 deteriorating wood tables with tables that can withstand the salty environment	100,000
Robert Crown Memorial State Beach	Repave McKay Street	700,000
Robert Crown Memorial State Beach	Open and operate Crab Cove Visitor Center for added 3 months each year to provide year round service.	1,458,000
Eastshore State Park	Construct the Bay Trail Extension around Golden Gate Fields.	100,000
Eastshore State Park	Initial operation of landbank properties, policing, fire response, resource protection, trail patrol, trash pickup, and maintenance. Includes operation following completion of resource restorations and careful debris removal. No constructed facilities except trail circulation. Negotiate joint operating and funding agreement with State Parks to cover operating costs. The project will require the use of \$50,000 in annual revenue from concessions, interest and trust fund principal.	6,007,500
Kennedy Grove Recreation Area	Repair and repave pathways within the recreation area	39,960
Kennedy Grove Recreation Area	Renovate family and group picnic tables, barbecues, and drinking fountains	62,160
Martin Luther King Jr. Regional Shoreline	Fence the boundary of the Oakland Sports Field to control cars	23,320
Martin Luther King Jr. Regional Shoreline	Retrofit Boat launch ramp at Doolittle for disabled access	44,400
Martin Luther King Jr. Regional Shoreline	Undertake Phase II and III public access improvements and operate the Tidewater use area in concert with the Oakland Strokes Boathouse. Includes parking, staging, picnic, meadow, trail and access components.	5,696,120
Martin Luther King Jr. Regional Shoreline	Undertake a study to seek information on the permitting, environmental compliance and design options for construction of the trail around the west shore of San Leandro Bay along Doolittle Drive. Operate if constructed.	450,000
Miller/Knox Regional Shoreline	Implement a pavement management program for all park roads, paved trails, and parking lots	39,960
Miller/Knox Regional Shoreline	Renovate restrooms at Railroad Museum and install lift for disabled access to main museum floor	150,000
Miller/Knox Regional Shoreline	Renovate family and group picnic tables (79), barbecues, and drinking fountains	50,000
Miller/Knox Regional Shoreline	Add four more flush restrooms in main park area to eliminate long lines	256,453
Miller/Knox Regional Shoreline	Remove tracks, fencing and re-grade railroad right of way to provide public access from park to the bay and to Keller Beach. Implement a major renovation of meadow areas- verticut, topdress, seed, and extend irrigation	2,179,000
Oakland Zoo	Support operations of the Zoo, a regional facility that operates openspace contiguous to Anthony Chabot Regional Park.	1,500,000
Point Molate	Bay Trail -- Extend and operate the Bay Trail north to Point Molate and Point San Pablo	500,000
Point Pinole Regional Shoreline	Bay Trail - Extend and operate the Bay Trail from Marways Steel north one mile to the Zone Boundary along the shoreline. Includes installation of one pedestrian bridge.	726,500
Pt. Isabel Regional Shoreline	Implement preventative maintenance program for shoreline path and both parking lots	39,960
Pt. Isabel Regional Shoreline	Convert 3 chemical toilets to vault toilets	100,000

East Bay Regional Park District Measure CC Adopted Spending Plan

Park & Trail	Project Description	Cost
Pt. Pinole Regional Shoreline	Replace old playground structure with new, safer ADA structure	140,000
Redwood Regional Park	Solve problem of at-surface waterline - Stream Trail between Tres Sendas & the main line vault at Old Fern Hut.	26,640
Redwood Regional Park	Paint Piedmont Stables	33,300
Redwood Regional Park	Regrade/re-route old fire roads to eliminate soil erosion and continuing winter damage	542,400
Redwood Regional Park	Renovate Piedmont Stables Residence	50,000
Roberts Regional Recreation Area	Renovate ballfield-upgrade irrigation and correct drainage	31,080
Roberts Regional Recreation Area	Renovate family and group picnic tables, barbecues, and drinking fountains	33,300
Roberts Regional Recreation Area	Repair and overlay pavement on internal paths and service trails	46,886
Roberts Regional Recreation Area	Implement preventative maintenance program on all paved trails and parking areas	63,936
Robert Sibley Volcanic Regional Preserve	Open and operate the landbanked former Stone Property. Install interpretive panels, construct a small staging area at Fish Ranch Road and trail links to existing Sibley trails.	600,000
Temescal Recreation Area	Sealcoat All Parking Lots	12,787
Temescal Recreation Area	Add 2 new picnic sites at the North end to add group picnics from overloaded south end	35,000
Tilden Regional Park	Install disabled accessible ramp to Pony Ride Restroom and Picnic area	5,550
Tilden Regional Park	Renovate the Brooks and Buckeye LUP/EIR picnic area rehabilitation plan	40,000
Tilden Regional Park	Construct Merry-Go-Round weather-tight enclosure.	200,000
Tilden Regional Park	Install automatic fire sprinkler system to protect historic merry-go-round	66,600
Tilden Regional Park	Replace 14 chemical toilets with vault toilets	199,800
Tilden Nature Area	Upgrade electrical service at the Little Farm	55,674
Tilden Nature Area	Roof two barn buildings.	16,650
Tilden Nature Area	Retrofit to make Disabled Accessible Exhibits in EEC	30,000
Tilden Nature Area	Finish exhibits and lighting at the EEC	70,000
Tilden Nature Area	Sewer for EEC	575,000
Wildcat Canyon Regional Park	Extend waterline to Staging Area for drinking fountain and fire hydrant	16,660
Wildcat Canyon Regional Park	Install emergency phone at Staging Area	11,660
Wildcat Canyon Regional Park	Gravel 2.5 miles of trail for all season use	135,000
Wildcat Canyon Regional Park	Install 3 flush toilets, install lift station to connect to replaced sewer line	500,000
Wildcat Canyon Regional Park	Clark-Boas Access -- Restore trailhead area, improve access from El Sobrante and Richmond.	100,000
Wildcat Canyon to Point Pinole Trail	Bay Trail - New trail segment around West County Wastewater facility connecting Wildcat Creek Trail to San Pablo Creek and Point Pinole to the Richmond Parkway. Approximately 1 mile.	885,550
Subtotal Improvements, Access, Safety		26,488,086
Resources		
Anthony Chabot Vegetation Management	Thin trees /or remove excessive fuels within 250 acres of eucalyptus groves- following EB Hills CEQA.	1,063,650
Anthony Chabot and Lake Chabot Regional Parks	Manage vegetation for fuels reduction in coordination with the protection and enhancement of wildlife habitat in fuel break areas to provide defensible space near structures and meet the Hills Emergency Forum 8' flame length standard. Manage exotic plant species and promote fire resistant natives to reduce the risk of wildfires.	1,475,000
Brooks Island Regional Preserve	Enhance Caspian Tern nesting area. Includes placement of public access landing on the Island.	418,400
Claremont Canyon Regional Preserve	Implement four-year research project for Alameda Whipsnake habitat enhancement.	120,000
Claremont Canyon and Sibley Volcanic Regional Preserves	Manage vegetation for fuels reduction in coordination with the protection and enhancement of wildlife habitat in fuel break areas to provide defensible space near structures and meet the Hills Emergency Forum 8' flame length standard. Manage exotic plant species and promote fire resistant natives to reduce the risk of wildfires.	1,175,000

East Bay Regional Park District Measure CC Adopted Spending Plan

Park & Trail	Project Description	Cost
East Bay Hills Fire Hazard Reduction Plan EIR	Retain consultant(s) to work with staff and the Hills Emergency Forum to prepare the required environmental documents necessary to comply with the Natural Environmental Protection Act (NEPA) and the California Environmental Quality Act (CEQA) to complete the Fire Hazard Reduction Plan for the East Bay Hills.	1,175,000
Wildcat Canyon/Alvarado & Tilden Regional Parks	Manage vegetation for fuels reduction in coordination with the protection and enhancement of wildlife habitat in fuel break areas to provide defensible space near structures and meet the Hills Emergency Forum 8' flame length standard. Manage exotic plant species and promote fire resistant natives to reduce the risk of wildfires.	1,660,000
Martin Luther King Jr. Regional Shoreline	Damon Slough/San Leandro Bay marsh cleanup, Clapper Rail habitat enhancement, and spartina control.	70,000
Miller/Knox Regional Shoreline	Remove 16,000 cu/yds. of silt and vegetation to keep the park's lagoon healthy	372,961
Point Molate	Richmond Shoreline Restoration -- Removal of industrial debris, cleanup and enhancement of shoreline habitat north of Miller Knox Regional Shoreline to Point San Pablo.	1,350,000
Point Pinole Regional Shoreline	Giant Marsh Restoration -- cleanup, monitoring and management of the marsh at the south end of Point Pinole. Provide matching funds for future grant opportunities.	775,000
Point Pinole Regional Shoreline	Enhance wetland areas for black rail habitat (remove iceplant)	201,930
Point Pinole Regional Shoreline	Continue park-wide eucalyptus grove thinning and sprout control program	559,860
Point Pinole Regional Shoreline	Restore 100 acres of grasslands and sensitive plant species habitat	193,740
Redwood Regional Park, Leona Regional Open Space	Manage vegetation for fuels reduction in coordination with the protection and enhancement of wildlife habitat in fuel break areas to provide defensible space near structures and meet the Hills Emergency Forum 8' flame length standard. Manage exotic plant species and promote fire resistant natives to reduce the risk of wildfires.	1,082,600
Richmond Wetlands	Richmond Wetlands -- Habitat enhancement and shoreline restoration of wetlands in the vicinity of Point Pinole and other shoreline areas.	974,000
Robert Sibley Volcanic Regional Preserve	Rehabilitate 2 ponds on the Stone property to re-establish habitat values	46,620
Robert Sibley Volcanic Regional Preserve	Remove redgum and freeze damaged eucalyptus along the western boundary South of the Staging Area	131,680
Robert Sibley Volcanic Regional Preserve	Complete removal of non-native eucalyptus suckers, pine seedlings, and broom in the Sibley Triangle	259,245
Tilden Regional Park	Assess and remove hazardous trees, promote native tree regeneration	200,000
Tilden Nature Area	Remove Debris and Silt Between Dam and Bridge, and Rebuild Silt Dam	132,090
Wildcat Canyon Regional Park	Watershed sediment study	488,400
Wildcat Canyon Regional Park	Manage vegetation for fuels reduction in coordination with the protection and enhancement of wildlife habitat in fuel break areas to provide defensible space near structures and meet the Hills Emergency Forum 8' flame length standard. Manage exotic plant species and promote fire resistant natives to reduce the risk of wildfires.	1,622,580
Subtotal Resources		15,547,756
Total by Use of Proceeds		Total Operating and Capital
Park Access, Infrastructure and Safety Improvements		26,488,086
Resource-Related Projects		15,547,756
Reserve for Unknown Events and Opportunities		4,696,300
Total for the Measure		46,732,142
Use of Proceeds Allocation		
Park Access, Infrastructure and Safety Improvements		57%
Resource-Related Projects		33%
Reserve for Unknown Events and Opportunities		10%
		100%

**SECTION F –
PROJECTS SUPPLEMENTAL
INFORMATION
GLOSSARY**

Adopted Budget – The adopted budget is the District’s annual fiscal plan, which is approved by the Board of Directors. The adopted budget establishes the legal authority for the expenditure of funds, as created by the appropriation resolution. The adopted budget includes all reserves, transfers, allocations, supplemental appropriations and other legally authorized legislative and executive changes.

Americans with Disability Act – Federal law which prohibits discrimination and ensures equal opportunity for persons with disabilities in employment, state and local government services, public access, commercial facilities and transportation.

Appropriation - A legal authorization granted by the Board of Directors to make expenditures and to incur obligations for specific purposes. An appropriation usually is limited in amount and to the time in which it may be expended.

BART – Bay Area Rapid Transit.

Balanced Budget – A budget in which resources, including estimated revenue and other sources such as bond proceeds, transfers in and approved fund balances/net assets, meet or exceed uses, including appropriations and transfers.

Budget - A plan for financial operation embodying an estimate of proposed expenditures for a given period and the proposed means of financing them.

CIP – Capital Improvement Program/Project.

California Environmental Quality Act – California law (California Public Resources Code section 21000 et seq.) that requires development projects to submit documentation of their potential environmental impact.

Capital Budget - A plan for proposed capital outlays and the means of financing them.

Capitalized Expenditures - Expenditures resulting in the acquisition and/or construction of fixed assets.

Capital Improvement Program - A multi-year plan for capital expenditures, with details on anticipated annual expenditures, with information about the resources estimated to be available to finance the projected expenditures.

Designation of Fund Balance – Unreserved fund balance may be designated by the District to be set aside for a specific purpose. The designation indicates that a portion of fund equity is not available for current appropriation, as it has been set aside to comply with the District’s plan for future uses.

Federal Emergency Management Agency – Provides disaster related assistance for repair and reconstruction, as well as mitigation funds to reduce potential damage from future disasters.

Fixed Assets – Land and other long-lived assets, such as buildings, improvements, vehicles/equipment, with a value greater than the capitalization amount, stated in the District’s Capital Asset and Inventory Control Policy. In 2009 the policy was updated to capitalize vehicles/equipment with a cost exceeding \$25,000, and improvements/infrastructure with a cost exceeding \$100,000.

Fund – The accounts of the District are organized on the basis of funds, each of which is considered a separate accounting entity. The operations of each fund are accounted for with a separate set of self-balancing accounts that comprise its assets, liabilities, fund equity, revenues and expenditures.

Governmental resources are allocated to, and accounted for, in individual funds based upon the purposes for which they are to be spent and the means by which spending activities are controlled.

Fund Balance – Fund balance is the difference between governmental fund assets and fund liabilities.

Full-Time Equivalent – The measure of 1 full-time position based on either 1,950 or 2,080 hours per year, depending upon the position. For instance, 1.0 FTE Park Ranger II works 2,080 per year, while 1.0 FTE Senior Office Assistant works a maximum of 1,950 hours.

General Fund - The fund used to account for all financial resources, except those required to be accounted for in another fund.

Grants - Contributions or gifts of cash or other assets to/from another government agency, foundations or private entities, to be used for a specific purpose.

Landscape and Lighting District – Under California Landscaping and Lighting Act of 1972, special assessments are levied upon parcels which receive special benefits. The assessments and related expenditures are accounted for in special revenue funds entitled LLDs.

Master Plan – The Master Plan is the District's priority setting document, which guides the long term implementation of the vision and mission of the District.

Measure AA – 1988 voter-approved General Obligation financing, totaling \$225 million, to be used to finance parkland acquisition, development and improvements to recreational open space.

Measure CC – 2004 voter-approved excise tax used to fund public access, wildfire protection, public safety and environmental maintenance of District parks and trails.

Measure WW – 2008 voter-approved General Obligation financing, totaling \$500 million, to be used to finance parkland acquisition and capital projects as well as grants to local agencies.

OTA – “Other Than Assets” are projects/programs accounted for in the capital projects funds. These projects/programs require multiple year funding but do not result in a capital asset, as defined by the District's Capital Asset and Inventory Control Policy.

Personnel Services – This includes the cost of both wages and benefits paid to employees for work performed.

Pipeline Project - Term applied to capital construction, acquisition, or resource projects that will eventually require in future years a commitment of operating funds.

Program - Group activities, operations or organizational units directed to attaining specific purposes or objectives.

Program Purpose - A general statement explaining the reason why a particular program or division exists.

REP – Resource Enhancement Program.

TIGER – US Transportation Investment Generating Economic Recovery.

Zone of Benefit – A specific area designated within a Landscape and Lighting District to account for the expenditure of special assessment revenues collected.

Page Intentionally Left Blank