

East Bay 
Regional Park District
www.ebparcs.org

Adopted Budget 2009

Headquartered in
Oakland, California

Operating a Regional Park
System within Alameda
and Contra Costa Counties



Quarry Lakes Regional Recreation Area

Adopted Budget 2009

Board of Directors

Whitney Dotson
Ward 1

John Sutter
Ward 2

Carol Severin
Ward 3

Doug Siden
Ward 4

Ayn Wieskamp
Ward 5

Beverly Lane
Ward 6

Ted Radke
Ward 7


Pat O'Brien
General Manager

Dave Collins
*Assistant General Manager,
Management Services*

Cinde Rubaloff
Chief Financial Officer

Pam Burnor
Budget Manager

East Bay 
Regional Park District
www.ebparks.org



Huckleberry Botanic Regional Preserve

EAST BAY REGIONAL PARK DISTRICT Vision and Mission Statements

Vision

The East Bay Regional Park District will preserve a priceless heritage of natural and cultural resources, open space, parks and trails for the future and will set aside park areas for the enjoyment and healthful recreation for generations to come. An environmental ethic guides us in all that we do.

Mission

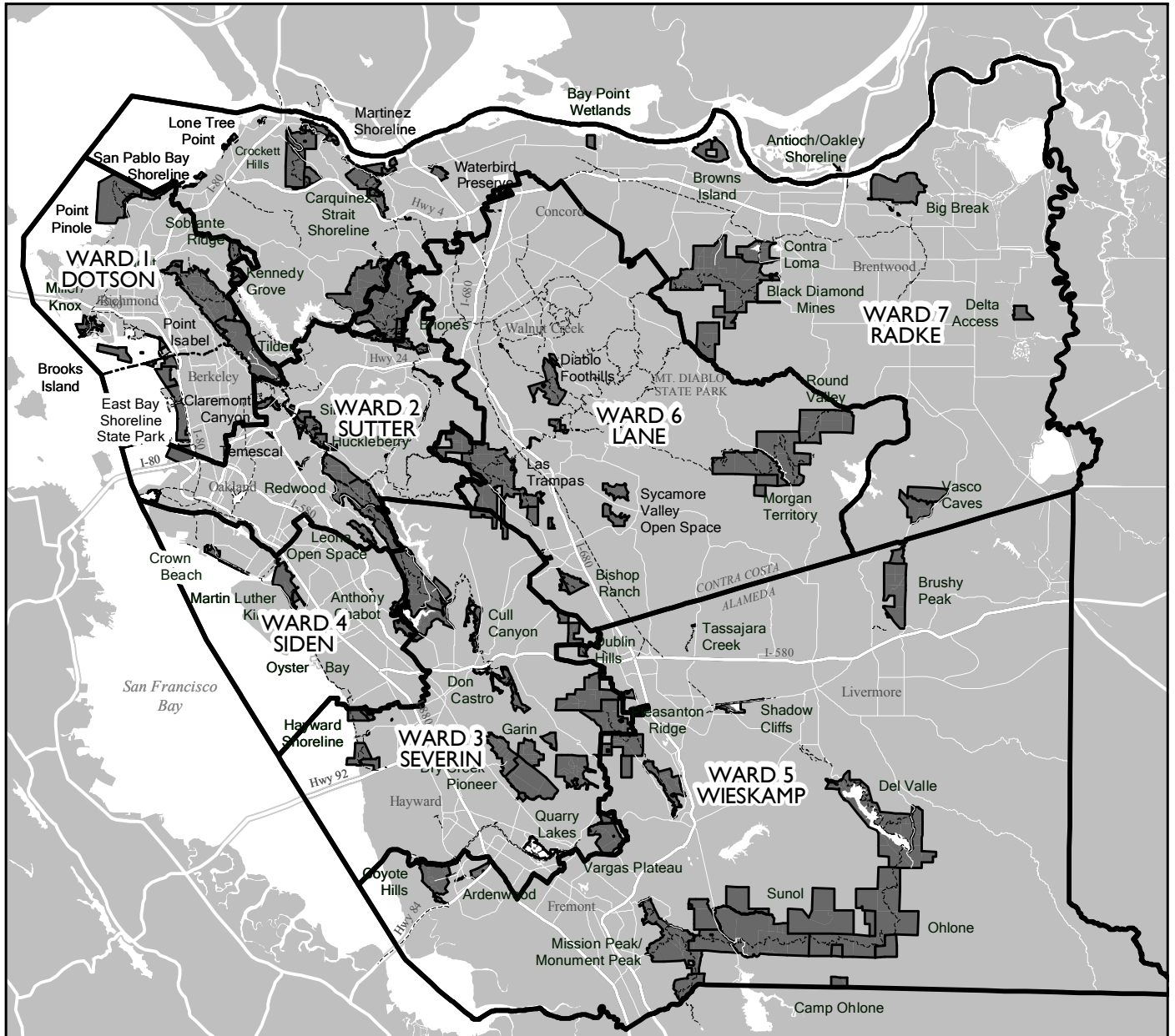
The East Bay Regional Park District will achieve the above vision in the following ways:

- Provide a diversified system of regional parklands, trails, and parkland-related services that will offer outstanding opportunities for creative use of outdoor time.
- Acquire and preserve significant biologic, geologic, scenic, and historic resources within Alameda and Contra Costa Counties.
- Manage, maintain and restore the parklands so that they retain their important scenic, natural, and cultural values.
- Interpret the parklands by focusing educational programs on both the visitor's relationship to nature, natural processes, ecology, history of the parklands, and the value of natural conditions.
- Support the development and retention of well-trained, dedicated, and productive employees.
- Improve access to and use of the parks by members of groups that have been underrepresented, such as disabled, economically disadvantaged, and elderly visitors.
- Balance environmental concerns and outdoor recreational opportunities within regional parklands.
- Provide recreational development that fosters appropriate use of parklands while preserving their remoteness and intrinsic value.
- Create quality programs that recognize the cultural diversity represented in the region.
- Participate in partnerships with public agencies, nonprofit organizations, volunteers, and the private sector to achieve mutual goals.
- Provide leadership to help guide land use decisions of East Bay governments that relate to the District.
- Ensure open and inclusive public processes.
- Pursue all appropriate activities to ensure the fiscal health of the District.



EAST BAY REGIONAL PARK DISTRICT

Environmental Review
& GIS Applications
t:\bstone\mxd\projects\districtwide\8.5x11\portraitbw+wards.mxd



BOARD OF DIRECTORS

The East Bay Regional Park District is governed by a seven-member Board of Directors, who are publicly elected to serve four-year terms and represent a specific geographic area (Ward) of the District as depicted on the map opposite this page. The District itself comprises all of Alameda and Contra Costa counties.

Whitney Dotson, Ward 1 Director Berkeley

Ward 1 includes the communities of Albany, Berkeley, Emeryville, El Cerrito, El Sobrante, Kensington, a portion of Oakland, a small part of Pinole, Richmond, and San Pablo.

John Sutter, Ward 2 Director Oakland

Ward 2 includes the communities of Oakland, Piedmont, Canyon, Moraga, Orinda, Orinda Village, Rheem Valley, Lafayette, and Rossmoor.

Carol Severin, Ward 3 Director Castro Valley

Ward 3 includes the communities of Castro Valley, Hayward, Union City, and a portion of Fremont.

Doug Siden, Ward 4 Director Alameda

Ward 4 includes the communities of Alameda, San Leandro, San Lorenzo and a portion of Oakland.

Ayn Wieskamp, Ward 5 Director Livermore

Ward 5 includes the communities of Brightside, Dublin, Livermore, Newark, Pleasanton, Scott's Corner, Sunol, and a portion of Fremont.

Beverly Lane, Ward 6 Director Danville

Ward 6 includes the communities of Alamo, Blackhawk, Clayton, Concord, Danville, Diablo, Pleasant Hill, San Ramon, Tassajara, and a portion of Walnut Creek.

Ted Radke, Ward 7 Director Martinez

Ward 7 includes the communities of Antioch, Bay Point, Bethel Island, Brentwood, Byron, Clyde, Crockett, Discovery Bay, Hercules, Martinez, Muir, Nevada Dock, Oakley, Oleum, Pacheco, the majority of Pinole, Pittsburg, Port Costa, Rodeo, Selby, and Tormey.

HOW TO USE THIS BOOK

This document is organized to provide a systematic picture of the budget, beginning with the broadest perspective of all funds combined and moving to specific information by division and department. The document is arranged in five sections:

- **Section A – General Manager’s Message.** This section is an executive summary of the budget, highlighting the status of the District, its accomplishments and key initiatives looking ahead.
- **Section B – Budget Overview.** This section contains tables, graphs, financial information and other data useful in understanding the intricacies of the District’s budget. The summary tables, such as Budget-at-a-Glance, Total Resources and Total Uses are especially helpful in gaining an understanding of the District’s overall budget.
- **Section C – Capital Projects Funds.** This section contains summary and detailed information about the District’s 5-year Capital Improvement Program (CIP). Capital projects are major improvements undertaken by the District that are generally funded over several years from multiple sources. The projects are sorted by park location. A “Guide to Capital Budget Schedules” begins this section to provide the reader with an understanding of the CIP schedules, terms and structure.
- **Section D – Division Summaries and Objectives.** This section describes division functions, ongoing objectives, objectives specific to 2009, comparative financial and budget data, staffing levels and brief descriptions of major changes anticipated for 2009. This section begins with the Legislative & Executive Division, and then is sorted by division, department, unit, and park location (unit and park location is included only for the Operations Division). Each Division begins with a schedule that summarizes the Operating and Capital budgets and the funding sources used to support the Division.
- **Section E – Supplemental Information.** This section includes background information on the District, budget process and policies, the budget basis of accounting, debt limitation provisions, State-mandated appropriations limit calculation, volunteer support, personnel listing by department, and a glossary of terms.

TABLE OF CONTENTS

VISION AND MISSION STATEMENTS 1

EAST BAY REGIONAL PARK DISTRICT MAP 2

BOARD OF DIRECTORS..... 3

HOW TO USE THIS BOOK..... 4

EAST BAY REGIONAL PARK DISTRICT PROFILE..... 8

ORGANIZATIONAL CHARTS..... 9

GFOA DISTINGUISHED BUDGET PRESENTATION AWARD 11

SECTION A – GENERAL MANAGER’S MESSAGE 13

SECTION B – BUDGET OVERVIEW 23

 BUDGET AT-A-GLANCE31

 TOTAL RESOURCES 32

 TOTAL USES 36

 BUDGET BY FUND41

 BUDGET BY DIVISION42

 AUTHORIZED POSITIONS 43

 TAXES AND ASSESSMENTS 45

 ASSESSED VALUATIONS 48

 GENERAL FUND 49

 SPECIAL REVENUE FUNDS 57

 DEBT SERVICE FUNDS 67

 INTERNAL SERVICE FUNDS71

 CAPITAL PROJECTS FUNDS 75

 SUMMARY OF 2009 CAPITAL APPROPRIATIONS 78

 BUDGET TRANSFERS79

 FUND BALANCES82

SECTION C – CAPITAL PROJECTS FUNDS83

 GUIDE TO 2009 CAPITAL BUDGET SCHEDULES 85

 SUMMARY OF ACTIVE PROJECTS BY TYPE90

 SUMMARY OF ACTIVE PROJECTS BY LOCATION91

 SUMMARY OF ACTIVE PROJECTS BY FUNDING SOURCE93

 ACTIVE PROJECTS..... 95

 MEASURE AA LOCAL GRANTS..... 262

 MEASURE CC ADOPTED SPENDING PLAN 263

MEASURE WW BOND PROJECT LIST.....	266
INACTIVE PROJECTS	271
SECTION D – DIVISION SUMMARIES & OBJECTIVES	273
LEGISLATIVE & EXECUTIVE DIVISION	275
Board of Directors and Clerk of the Board	276
General Manager	279
HUMAN RESOURCES DIVISION	283
LAND DIVISION	287
Environmental Review & GIS Department	292
Interagency Planning Department	296
Land Acquisition Department	298
Trails Development Department	300
LEGAL DIVISION	305
FINANCE & MANAGEMENT SERVICES DIVISION	307
Administration and Grants.....	310
Finance Department.....	313
Information Services	316
Office Services.....	319
OPERATIONS DIVISION	321
Administration and Revenue Unit.....	322
Park Operations Department	326
<i>Interpretive Parkland Unit</i>	<i>331</i>
<i>Lakes Unit</i>	<i>336</i>
<i>Mining Operations Unit</i>	<i>339</i>
<i>Parkland Unit</i>	<i>341</i>
<i>Recreation Area Unit</i>	<i>346</i>
<i>Regional Trails & Alternative Work Program Unit</i>	<i>351</i>
<i>Shoreline Unit</i>	<i>354</i>
Interpretive & Recreation Services Department	358
<i>Interpretive Services Unit</i>	<i>362</i>
<i>Recreation Services Unit</i>	<i>368</i>
Maintenance & Skilled Trades Department	371
<i>Fleet Management, Roads & Sanitation Unit</i>	<i>374</i>
<i>Trades Unit</i>	<i>377</i>
Operations Division Budget by Unit and Park Location	379

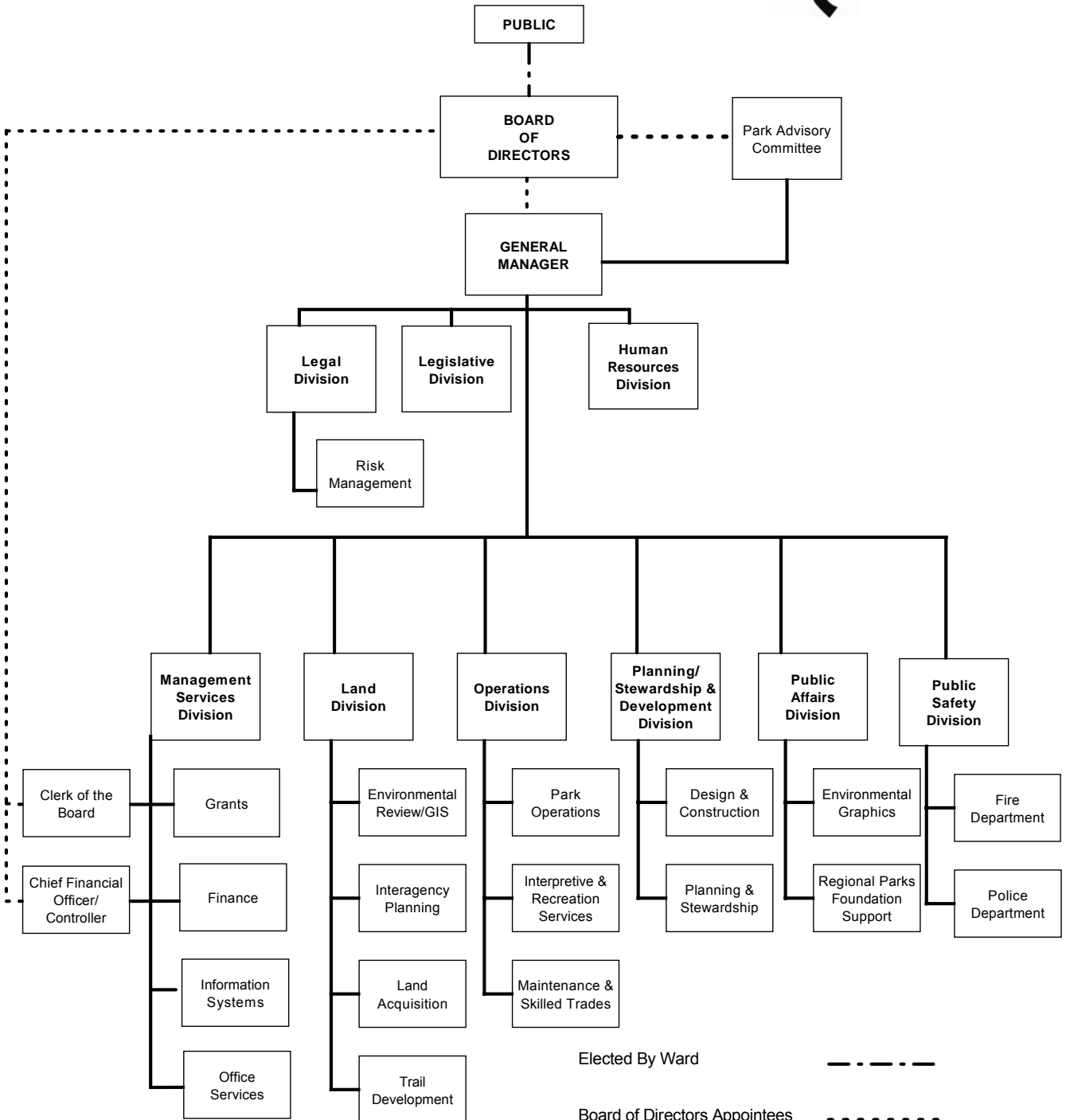
PLANNING/STEWARDSHIP & DEVELOPMENT DIVISION	391
Design & Construction Department	394
Planning & Stewardship Department	397
PUBLIC AFFAIRS DIVISION	405
PUBLIC SAFETY DIVISION	409
Aquatics Unit.....	412
Fire Department	414
Police Department	416
NONDEPARTMENTAL	418
SECTION E-1 – SUPPLEMENTAL INFORMATION.....	419
Fiscal Policies	420
Debt and Appropriation Limits.....	424
Board Resolution Adopting 2009 Budget.....	425
Livermore Area Recreation and Park District.....	426
Volunteer Support	427
SECTION E-2 – PERSONNEL BY DEPARTMENT	429
SECTION E-3 – GLOSSARY	455

EAST BAY REGIONAL PARK DISTRICT PROFILE

- INCORPORATED:** The District was incorporated in 1934 as a California Special District. The District operates under Sections 5500-5595 of the Public Resources Code of the State of California for the purpose of acquiring park, recreation and open space land and developing, operating and maintaining this land.
- JURISDICTION:** The District's boundaries encompass 1,745 square miles on the eastern side of the San Francisco Bay, including all of Alameda and Contra Costa counties of California.
- GOVERNING BOARD:** The District is governed by a seven-member Board of Directors. The Directors are elected by the voters to serve four-year terms. Each Director represents a specific geographic area (wards) of the District. The General Manager of the District is appointed by the Board of Directors who manages the day-to-day operations of the District. The Board of Directors hold public meetings on the first and third Tuesday of each month at the District's headquarters Board Room located at 2950 Peralta Oaks Court in Oakland, California.
- PARKLAND:** The District owns or operates 98,369 acres of parklands, open space, and trails as of November 14, 2008.
- DESCRIPTION:** The District provides a diversified land and water system of 65 regional parks, recreation areas, wildernesses, shorelines, preserves, land banks and 29 completed regional trails and numerous inter-park trails. There are over 1,100 miles of trails within the parklands; seven freshwater lake swim beaches, three large swim lagoons, two San Francisco bay beaches, and four swimming pools including one disabled accessible at Roberts Regional Recreation Area; 25 lake fishing docks; 5 bay/river fishing piers; 238 family campsites and 32 group camp areas; two golf courses; 3,806 picnic tables and 115 reservable group picnic sites; 9 interpretive and education centers; 18 children's play areas; wedding, meeting and banquet facilities. Each park has special qualities and facilities of regional significance such as the Botanic Garden of native California plants, historic Merry-Go-Round, Little Train and Tilden Nature Area located at Tilden Regional Park; Indian shell mounds at Coyote Hills Regional Park; Historic Farm and Patterson House at the Ardenwood Historic Farm Regional Preserve; wilderness parks such as Briones Regional Park; Morgan Territory Regional Preserve; Black Diamond Mines Regional Preserve; Ohlone Regional Wilderness; Pleasanton Ridge Regional Park; Sunol Regional Wilderness and Las Trampas Regional Wilderness. Approximately 90% of the District's lands are protected and operated as natural parklands. Bay oak woodland, riparian areas, grassland units, second growth redwood forest, bay marsh, tidal lands, and a variety of other natural landscapes provide the open space and wildland areas so loved by park visitors. These provide critical wildlife habitat for mountain lion, bobcat, deer, bald eagle, tiger salamander, California newt, and other birds and animals representing more than 500 different species.

EAST BAY REGIONAL PARK DISTRICT

Staff Organizational Chart



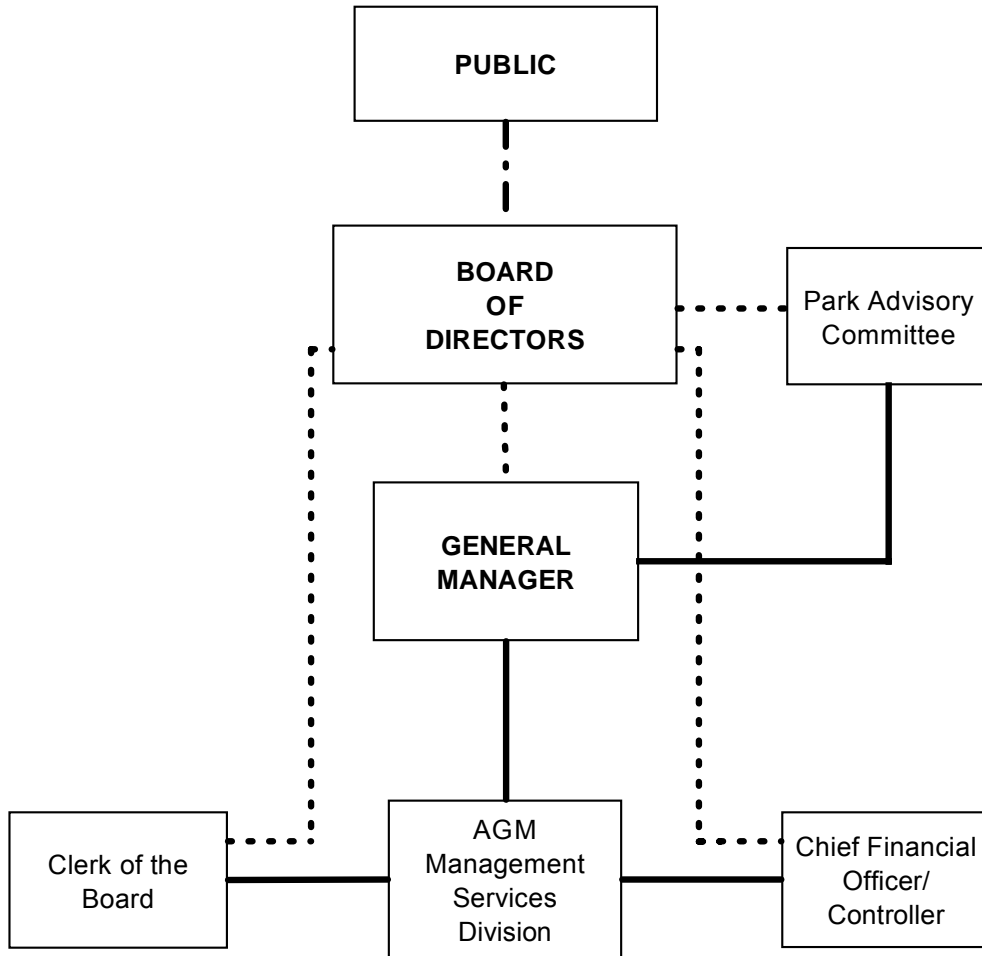
Elected By Ward -----

Board of Directors Appointees

Staff Supervision / Coordination _____

EAST BAY REGIONAL PARK DISTRICT

Board Appointee Chart



Elected By Ward



Board of Directors Appointees



Staff Supervision / Coordination





GOVERNMENT FINANCE OFFICERS ASSOCIATION

*Distinguished
Budget Presentation
Award*

PRESENTED TO

**East Bay Regional Park District
California**

For the Fiscal Year Beginning

January 1, 2008

Charles S. Cox

President

Jeffrey R. Enos

Executive Director


The 2009 Budget is dedicated to Patti Henry, Assistant Chief Financial Officer.

During more than eighteen years of service to the East Bay Regional Park District Patti demonstrated her positive spirit, professionalism and commitment to meeting the highest government accounting standards. We honor her dedication and her contributions to this District on the occasion of her retirement.

SECTION A
GENERAL MANAGER'S MESSAGE

Page Intentionally Left Blank

GENERAL MANAGER'S MESSAGE



To the Board of Directors:

This year marks the 75th anniversary of the East Bay Regional Park District. The District was incorporated in 1934 as a California special district, and has grown to become the largest regional park agency in the United States. I want to acknowledge the past and present dedicated members of the Board of Directors, the hardworking staff, and the support of our constituents throughout the past 75 years.

I respectfully submit the 2009 operating and capital budget for the East Bay Regional Park District. The annual budget process is a critical link to addressing the policies and vision of the Board of Directors and fulfilling the District's Master Plan. This budget presents a financial plan to guide our agency for 2009 and future years. As a result of the Board's continuing commitment to sound, conservative fiscal management, our organization remains able, and strongly committed to fulfilling its vision and mission.

The budget is balanced and totals \$162.1 million from all funding sources, and includes 744 positions (full-time equivalency basis). Capital project funding fluctuates significantly from year to year based upon the timing of project completion, and

Debt Service varies depending on the timing of bonds issued. A summary of the budget by major fund grouping is as follows:

Fund Group	2008 Budget	2009 Budget	Change
General Fund	\$99,358,410	\$100,356,529	1.0%
Special Revenue	\$8,160,591	\$8,595,616	5.3%
Debt Service	\$26,703,200	\$32,228,150	20.7%
Internal Service	\$4,527,789	\$4,653,970	2.8%
Capital Projects	\$8,484,274	\$16,276,964	91.8%
Grand Total	\$147,234,264	\$162,111,229	10.1%

Detailed analysis of the 2009 budget, including comparisons from prior years and explanation of year-to-year variances, begins in Section B, Budget Overview.

The 2009 budget continues many successful programs that provide access to unique recreational and educational opportunities, and it supports the District's strong commitment to public access, outdoor recreation, fitness, safe trails and parks, environmental education and resource protection and enhancement. The District is uniquely positioned to contribute significantly to the quality of life and economic value of the region. Over the past several years, the District has identified, and confirmed through research, that one of the major benefits provided to our constituents is the variety of parks, trails and open space that people use to escape from the stresses of everyday life.

The 2009 budget provides for ongoing operations, contractual and inflationary cost increases, and the major maintenance and renovation of existing facilities. Expenditure plans reflect our commitment to maintaining

GENERAL MANAGER'S MESSAGE

existing infrastructure and providing funds for new operational costs for recently opened facilities. The District's 5-year Capital Improvement Program (CIP) appropriations will be available for land acquisition and development projects that have been in the planning process for several years.

I am particularly pleased to announce the successful voter approval of the District's 2009 Regional Park Bond Extension, Measure WW. This measure, approved by 71.7% of eligible voters provides authority for this District to issue up to \$500 million in bonds over the next 20 years to continue the legacy of park acquisition, development and open space protection started in 1934, and continued by Measure AA in 1988. Measure WW will provide \$125 million in grants to local agencies for park purposes, \$261 million for District acquisition projects, \$87 million for park improvement and resource projects, and a reserve of \$26 million for future opportunities. Approval of this ballot measure late in the District's annual budget cycle means that this budget will be amended during 2009 to incorporate new bond revenues and expenditures as the bond program takes shape.

Major Challenges Facing the District

The District receives 86% of its operating (General Fund) revenues—currently \$95.7 million—from property taxes. Due to the downturn in the real estate market, the large number of home foreclosures, and the decrease in property valuations, the District is forecasting prudently, using very

conservative revenue growth assumptions for the coming year.

Compounding this economic challenge, State budget revenues are also well below expectation, and the specter has been raised of state borrowing, per Proposition 1A, of local property tax receipts to balance the State's anticipated deficit. In years 2004 through 2006, the District's revenue was reduced by \$9.6 million, seriously restricting District services. Resolution of the State Budget could have other, serious impacts on the District's revenues, which would require mid-year corrections should they occur. As in previous years, the District is ready to adjust to these actions should it prove necessary.

The particular challenge we face in 2009 is embracing our public commitment to acquiring, constructing and operating new Measure WW projects while simultaneously managing within our means during a time of flat or declining revenues.

Prudent Fiscal Planning and Strategies

Over the past several years we have been prudent with our fiscal plans and cautious with our commitments. Our fiscal plan is based on a number of principals. The District:

- Controls ongoing costs within ongoing revenues – a “balanced budget.”
- Matches allocations to one-time revenue opportunities with one-time expenditures.

GENERAL MANAGER'S MESSAGE

- Pursues cost neutral, revenue enhancing or grant funded initiatives.
- Maintains reserves adequate to buffer impacts from periodic economic downturns.
- Develops accurate identification and forecasts related to increased operational costs resulting from the opening of new facilities, including the provision for increased staffing needs.
- Maintains a major equipment replacement fund to finance the purchase of required equipment, with the view to minimizing loan interest costs.
- Schedules long-term replacement and renovation of infrastructure on an incremental annual basis, thus insuring the continued serviceability of park facilities.
- Fully funds, on an actuarial basis, obligations for future expenses including employee pensions and post employment benefits.
- Minimizes debt service expenses of the General Fund and Bond Funds by paying cash, or by keeping repayment periods as short as possible.

The continued adherence to these principles allows us to sustain our budget, as we navigate through uncertain economic times and everyday budget pressures. Our fiscal stability is largely due to our successful maintenance of this discipline, and to the support we receive from the Board of Directors.

Budget Development Process

Arriving at a balanced plan is a challenge. The budget process brings forward far more funding requests than can be accommodated with current resources. We therefore must direct our energy and creativity to select funding priorities that are affordable and consistent with the District's mission. This process begins in the spring of each year with a series of workshops with the Board of Directors. These workshops help us define the overall framework for budget decisions including the priorities for park development, land acquisition and trail projects, consistent with the District's Master Plan.

Throughout the year the Board Finance Committee is consulted on the budget process and discusses key challenges and financial projections throughout the summer and fall. In addition, Finance staff members present budget updates and plans to the Park Advisory Committee and their Finance Subcommittee. This process provides the Board of Directors and executive management with ongoing, coordinated involvement in the budget development process to better enable us to address the diverse interests of our community.

Strategic Planning for Success

The framework of the District's strategic plan is as follows:

- Sustain, maintain, improve, and expand parks and facilities, and protect the District's cultural and natural resources,

GENERAL MANAGER'S MESSAGE

in accordance with the District Master Plan.

- Increase revenues and diversify revenue sources to secure the long-term financial health of the District, enabling it to respond effectively to public demands in a region of growth and change.
- Provide excellent customer service.
- Improve opportunities and access for youth, families, and constituents with special needs, facilitating their enjoyment and educational opportunities related to the natural surroundings of the parks.

2008 Key Accomplishments

During 2008 the District implemented several projects consistent with the District's strategic plan, including the following:

- **Key Land Acquisitions.** During the year the District acquired: the 60 acre Seeno property at Black Diamond, the 80 acre Newbury property at Del Valle, the .14 acre Baird property in Claremont Canyon and the 1.5 acre Mueller property in Redwood Canyon.. Additionally the District has negotiated options to purchase an additional 2,500 acres at Pleasanton Ridge with an estimated value of \$9.4 million. Due to funding partnership, donations and grants, the District's total cost to purchase these properties within the next year will be only \$900,000. All of these properties are critical to fulfilling the District's Master Plan.
- **Berkeley Meadow Phase II Restoration Project.** In 2008 the District completed construction of the 2nd phase of this restoration project, and developed a draft final design for phase III at Eastshore State Park. This project was accomplished through mitigation funding.
- **East Contra Costa Habitat Conservation Plan.** 2008 brought the formal implementation of this conservation plan that will ultimately include the acquisition of as much as 30,000 acres of property and construction of wetland and grassland restoration projects in East Contra Costa County, including projects at Black Diamond Mines, Vasco Caves and Bryon Vernal Pools. Funding is being assembled for these projects from Federal, State and private sources.
- **Trail Development.** The District assisted local agencies in obtaining funding for the completion of the final design and permitting for the Alamo Canal Trail undercrossing at Interstate 580. Additional trail completions include: an extension of Delta De Anza Trail in Concord, construction of the Brushy Peak Loop Trail, completion of a new staging area for Marsh Creek Trail in Oakley, dedication of the Iron Horse Trail in Pleasanton, the Alameda Point Bay Trail and the extension of Big Break Regional Train in Oakley. During 2008, the Ivan Dickson Volunteer Trail Maintenance Program provide over

GENERAL MANAGER'S MESSAGE

2,000 hours of volunteer trail maintenance through out the District. .

- **Hazel-Atlas Ground Control project at Black Diamond Mines.** This unique underground project doubles the length of the guided mine tour, and includes the construction of two new underground bridges. Additional projects at the site will move the Mining Museum project toward completion over the next several years. With a cost of \$793,285 the project was primarily funded by Measure AA Bonds, California Costal Conservancy Grant and the District's General Fund.
- **Cosco Busan oil spill.** The District played a major role in the response to the Cosco Busan oil spill providing shoreline protection, wildlife rescue, public safety and resource recovery. The effort involved over 120 District staff and took many months of effort. The incident provided opportunity for impacted city and country agencies to work with the Unified Command, and highlighted areas for improvement in the response to future spills.
- **Martin Luther King Jr. Regional Shoreline.** The District completed the initial park improvements for the Tidewater site, including parking, picnic tables, restrooms, turf and landscaping. This \$1.2 million project was funded in part by a grant from Proposition 12 Roberti-Z'berg-Harris Urban Open Space and Recreation Program and is being immediately followed by the
- **Big Break.** Two projects have been completed at this site: the trail and bridge connection to Piper Lane, and the installation of engineered fill and utilities necessary for the construction of the Visitor Information and Educational facility. The 2008 projects cost \$4.6 million and the three largest grants contributing to these projects were from the River/Parkways Resources Agency, California Parks & Recreation and the California Department of Water Resources.
- **2008 Refunding Bonds.** In 2008, the District issued \$75.5 million of refunding bonds to refinance Measure AA bonds issued since 1998. The 2008 bonds save a projected \$5 million in interest costs over the next 25 years by refinancing at lower interest rates and paying off the bonds earlier. The refunding bonds benefitted from the 2006 credit upgrade for the District to AA+ from Standards & Poor's and Aa1 from Moody's Investor Services.
- **Measure WW.** District Staff and Board Members spent thousands of hours preparing the 2008 Regional Park Bond Extension, Measure WW, which was approved by voters in the November, 2008 general election. The work included workshops, surveys, resolution of legal issues, outreach and public information programs, design and production of brochures, fact sheets,

construction of the Aquatic Rowing facility, due to be completed in 2009.

GENERAL MANAGER'S MESSAGE

and informational meetings with many interested stakeholders. The \$500 million Measure WW authority allows the District to extend the Measure AA program, providing new funding for Regional Park land acquisition, new park and trail development, habitat restoration and rehabilitation of aging park facilities. Additionally, funding for city parks and recreation departments and special park districts is included in this measure to meeting local park needs. The first bonds to be issued under the Measure WW authority are anticipated in the first half of 2009.

- **Distinguished Budget Award.** The District again earned the Distinguished Budget Presentation Award from the Government Finance Officers Association (GFOA) for the 2008 budget. The District has received this award annually since 2005. This award represents a significant achievement by the District and reflects the commitment of the Board and staff to meeting the highest principles of governmental budgeting.

2009 Major Initiatives

The following major initiatives are included in the District's 2009 objectives:

- **District's 75th anniversary.** The District is already planning and will hold many 75th anniversary commemorative events on various dates and at numerous sites throughout the District.

- **Measure WW.** Staff will manage the initial processes related to the new bond measure, including creating cash-flow models, project funding priorities, organizing initial issuance of bonds, planning for the disbursement of the funding to local agencies and working with the Board and community interests on District priorities for this new, publically endorsed, work plan.
- **Complete FEMA Projects.** Staff expects to complete and close out the remaining 12 of 52 FEMA projects, granted to make repairs necessitated by the 2006 New Year's storms.
- **Park Access Projects.** Continue with implementation of priority projects to remove barriers to accessibility as identified in the District's ADA Transition Plan.
- **Master Plan.** In 2007 the District updated the Master Plan Map, adding several new sites and reflecting the District's accomplishments over the 10 years since the last map was produced. In 2009 we are committed to beginning the review process for the Master Pan policy document, bringing the policies up to current best practices, incorporating new concepts and seeking public involvement in fine tuning this document that guides the District over the long term.
- **Internship program.** In 2008 the District will be doubling the size of the Internship Program and seeking

GENERAL MANAGER'S MESSAGE

ongoing relationships with universities in the area to provide college-accredited, paid internships in several fields.

- **Capital Improvement Budget.** In 2009 the budget includes \$16.3 million of new appropriations for the District's 5-Year Capital Improvement Program (CIP). In total, appropriations for all active projects now exceed \$150 million for more than 400 projects. These new appropriations will fund park development, land acquisition, improve infrastructure, upgrade technology, improve access, manage fire break areas, and support many, many more high-priority projects of the District. You can find details related to these projects in Section C of this document.

Conclusion

This budget presents a sound fiscal plan that continues our commitment to our constituents and the policies of the Board of Directors. It is built with the understanding that while uncertainties may lie ahead, we will work through any challenge that comes before us. As we look to the future, we will continue to focus on making the East Bay a better place to live, work and play. I look forward to working with the Board of Directors, the executive management team, staff, the Park Advisory Committee, volunteers and public to put into action our vision for the East Bay Regional Park District. Only together, working as a team, can we realize this vision and bring the joys of a regional park system to the people of Alameda and Contra Costa counties.

In closing, I would like to acknowledge the staff members of the Finance Department, especially the Budget Unit, and the staff of all Divisions within the District who have invested much of themselves in the preparation of this document. They are truly dedicated to developing a budget that clearly communicates the District's fiscal plans and to do so using best practices for budget presentations. This is evidenced by the GFOA budget award we received last year. We believe that this budget will again meet those high standards.

Respectfully submitted,



Pat O'Brien
General Manager

Page Intentionally Left Blank

SECTION B
BUDGET OVERVIEW

Page Intentionally Left Blank

BUDGET OVERVIEW

BUDGET OVERVIEW

The 2009 District budget appropriates \$162.1 million for operations, debt service, capital projects and other funds. The General Fund portion of the budget totals \$111.1 million, an increase of 4.3% over the 2008 adopted budget. This increase funds cost of living adjustments (COLAs) for personnel and benefits, new positions, inflationary adjustments for supplies and services and budget requests.

Financial Outlook for the District

With the passage of Measure WW in November 2008, the long term financial position and outlook for the District is positive. The declining economy and depressed housing market continue to be a concern that tempers District planning and budgeting. Changes in the housing market, including reduced sales volume and median home prices, can have a significant impact on the District's property tax base in the long run. In 2008 the District increased its reserve for economic uncertainty, to ensure uninterrupted service to the public, should declining economic conditions necessitate as such.

Local Economy and Outlook

The Bay Area housing market continues to follow the pattern of the rest of California and the nation. By the end of October 2008, the median sale price in the Bay Area was down to \$400,000 – 40% below its summer 2007 peak. A total of 7,271 new and resale houses and condos closed escrow in the nine-county Bay Area in September. That was up 0.5% from 7,232 in August, and up 45% from 5,014 in September 2007. In Alameda County 37.9% of those home sales were in foreclosure; in Contra Costa County, 58.7% of total sales represented homes that had been in foreclosure, according to San Diego-based MDA DataQuick, a real estate information service.

Reduced home values translate as lower property tax revenue for the District. Under the system of property taxation in California, property valuation has a direct impact on revenues to agencies that are supported by property taxes, as is the case with the District. Unlike other government agencies that have more diverse sources of revenue and the flexibility to raise user fees, property tax growth becomes a key factor for the District.

Revenue Assumptions and Methodology

As expected, assessed valuation minimally increased within the District's boundaries. The 2009 property tax budget is set 4.2% higher than the 2008 budget, based upon current valuations. Actual property tax receipts received as of September 30, 2008 were exceeding budget. The assumption for property tax revenue in 2009 represents a net growth of approximately 1% over 2008 estimated receipts. Applying conservative assumptions in District revenue forecasts helps to hedge against unexpected changes in the economic condition of the East Bay. Rates for user fees and charges are examined each year and adjustments are recommended to the Board of Directors as needed. User fees and charges are generally set at levels to either recover District cost or to mark rates consistent with commercial rates for similar facilities and services.

Use of Reserves

This budget is balanced and does not require the use of General Fund reserves. While this budget is built on what are believed to be conservative estimates, the District cannot predict how state actions may affect local government revenues. As the state continues to grapple with its budget challenges, the possibility remains that future adjustments to the District's budget

BUDGET OVERVIEW

may be required; although, Proposition 1A should limit the ability of the state to divert local revenues. The District has established a contingency reserve for economic uncertainty to help buffer against drastic budgetary impacts. The balance of this reserve at the end of 2008 was \$9,570,000 and is expected to remain intact during 2009.

Capital Improvement Plan

The District's five-year Capital Improvement Program (CIP) designates funding for land acquisition, construction, major maintenance of facilities, and other projects. The capital budget includes more than 400 active projects, which are classified under four general categories to show how they relate to District objectives: General (District-wide system improvements), Infrastructure, Public Access, and Resource Protection/Enhancement. The District's role in preserving lands and natural resources contributes significantly to the formation of an urban edge and a greenbelt enjoyed by residents throughout the two counties. For the past twenty years, Measure AA bonds, as well as state grant funds, have provided support for the District's successful acquisition of parklands and the construction of new park facilities. Measure CC parcel tax revenues contribute approximately \$3.1 million of new revenue annually for the maintenance and improvement of existing District facilities, including infrastructure projects. With the passage of Measure WW in 2008, the District will enact the plans that had been conveyed to voters, to expand parklands and improve access and infrastructure.

Funds and Fund Structure

The District's accounting system and budget are organized and operated on a "fund basis." A fund is an independent fiscal and accounting entity used to record all financial transactions related to the specific purpose for which the fund was created. A number of different funds are utilized to account for the District's financial resources. Not all of funds are subject to annual appropriation, such as a fund that is set up for trust purposes. Those funds are not included in this document. For presentation purposes, the District uses fund groupings to summarize budget data in schedules in the budget. The General Fund and Special Revenues Funds groups are considered "Operating Funds" by the District. The groupings and content of each grouping are as follows:

Fund Group	Fund Number and Name
General Fund	101 – General Fund
Special Revenue Funds	220 – Two County LLD 221 – East Contra Costa County LLD 222 – Five Canyon Zone of Benefit 223 – Dublin Hills Zone of Benefit 224 - Walpert Ridge Zone of Benefit 225 – San Ramon Hills Zone of Benefit 226 – Measure CC 227 – Stone Valley Zone of Benefit 228 – Sibley Volcanic Zone of Benefit 253 – Gifts Fund 254 – Ardenwood/Coyote Hills Trail 255 – Martin Luther King, Jr. Intern Program 257 – Mitigation (Resource Enhancement Program) 402 – Eastshore State Park
Fund Group	Fund Number and Name
Debt Service Funds	810 – 2002 Refunding Bonds

BUDGET OVERVIEW

	812—Measure AA Bonds
Internal Service Funds	552 – Workers’ Compensation 554 – Major Equipment Replacement 555 – General Liability
Capital Projects Funds	333 – Capital Projects 336 – OTA (Other Than Asset) Projects

Transfers

Transfers are included in the budget to account for the reallocation of resources from one fund to another. All transfers are included in a single category called “Other Sources (Uses)” on the following budget schedules. Detail of transfers included in this budget can be found in “Budget Transfers” at the end of Section B.

Regional Parks Foundation

The Regional Parks Foundation was established in 1969 to encourage private contributions in support of the East Bay Regional Park District. The Foundation is a 501(c)(3) non-profit organization with a volunteer board of directors composed of East Bay corporate and business leaders. Over the past 39 years, the Foundation has received donations, land, and in kind services valued at more than \$39 million. Every year the Foundation contributes funds directly to the District, pays expenses on behalf of the District, funds other programs and activities that directly benefit the mission of the District and holds and invests funds for future use by the District.

In 2007 the Foundation raised approximately \$1.4 million (contributions, membership and investment earnings). EBRPD Park related expenses were paid by the Foundation. The Foundation also paid \$149,000 in youth scholarship costs to other organizations (such as the YMCA of the East bay for low-income schools to attend Camp Arroyo).

Direct funding support to the District can vary from year to year based on Foundation fundraising and District requests. In 2008 the Foundation raised approximately \$1.1 million on behalf of the District. Because the Foundation has built a healthy unrestricted fund balance it expects to dip into that to help fund youth scholarship costs and EBRPD requested capital projects. A breakdown of the 2008 funding support is as follows:

Regional Parks Foundation Support	2008 Amount
Administrative Salary Funding Support	\$250,000
Membership fees for Park Access	200,000
Youth scholarships for District Recreation Programs	98,000
Total revenue to District	<u>548,000</u>
Park Supplies, Services & Equipment paid by RPF	400,000
*Youth Scholarships Paid to Other Organizations	152,000
RPF Fundraising & Administrative Expenses	400,000
Total Indirect Support to District	<u>952,000</u>
Total RPF Support Directly To, or On Behalf of EBRPD	\$1,500,000

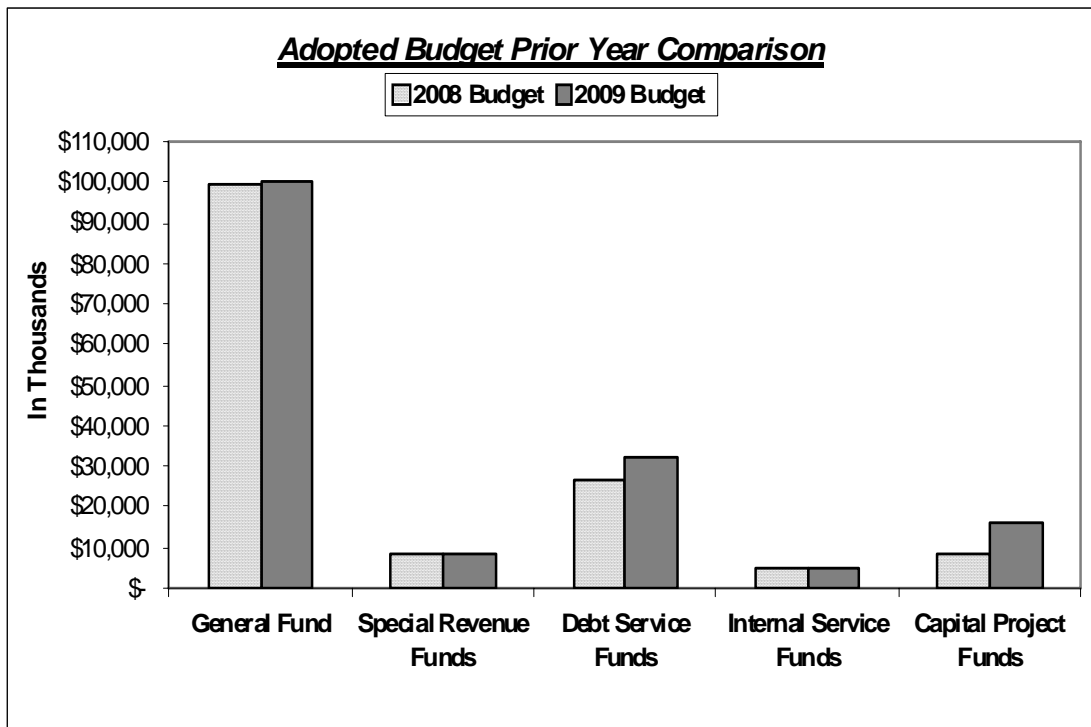
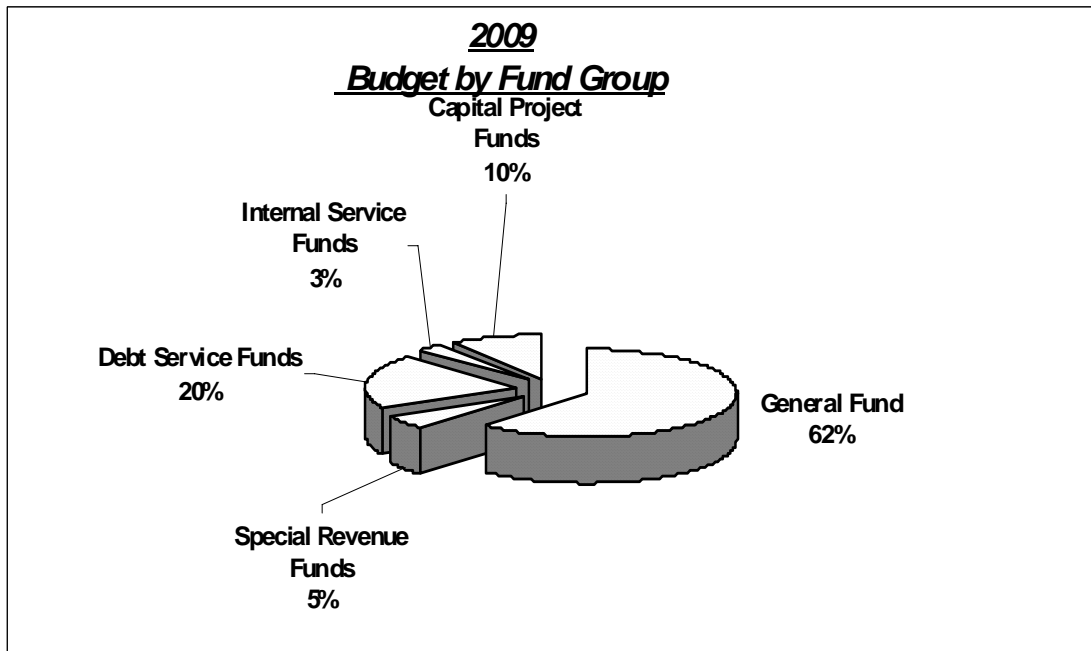
*Funding provided for low-income school classrooms to attend Camp Arroyo and at-risk youth participation in summer day camping programs conducted by non-profits in EBRPD parks.

BUDGET OVERVIEW


In 2009, the Foundation will be celebrating its 40th anniversary. While maintaining its regular fundraising focus on its membership program, youth scholarships for recreation and environmental education programs and environmental restoration programs, the Foundation will take on, as a priority, raising underwriting support for a signature special event to commemorate and celebrate the East Bay Regional Park District's 75th anniversary.

Final Comments

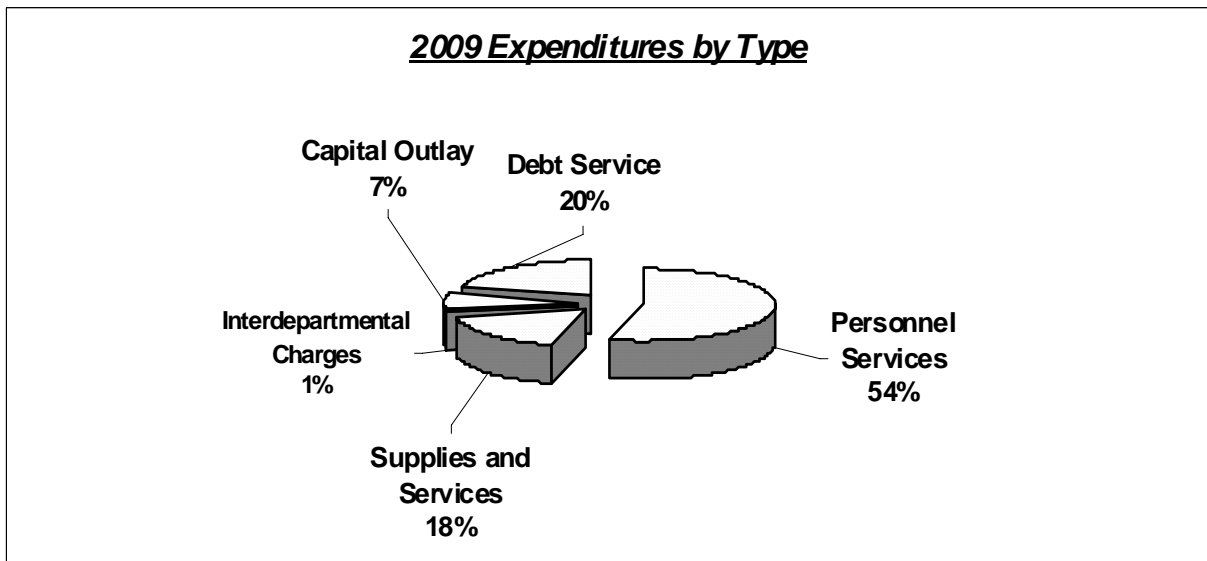
The District's ability to serve our growing population will require careful planning and projection of long-term financial conditions in light of the economic and legislative uncertainties. Throughout 2009, management will monitor economic conditions and report to the Board of Directors and the public any significant changes that could require the District to revise its budget. Although staff has worked diligently to estimate adjustments to revenues and expenditures, external events may significantly affect actual results. Such events could include reduced revenues from property taxes and interest; increases in expenditures, such as insurance, utility and energy costs; increased benefit costs; or a decline in the state budget. Another factor of uncertainty is related to the two unions that contract with the District. The contract with the American Federation of State, County and Municipal Employees (AFSCME 2428) expires April 1st, 2009; the East Bay Regional Park District Police Association contract expires October 1, 2009. Both contracts will be renegotiated in 2009. As the year progresses, these and other events may require the District to make difficult decisions about its use of resources to ensure that the highest priority goals are addressed.



	General Fund	Special Revenue Funds	Debt Service Funds	Internal Service Funds	Capital Project Funds	Total All Funds
2008 Budget	\$ 99,358,410	\$ 8,160,591	\$ 26,703,200	\$ 4,527,789	\$ 8,484,274	\$ 147,234,264
2009 Budget	100,356,529	8,595,616	32,228,150	4,653,970	16,276,964	162,111,229
\$ Change	\$ 998,119	\$ 435,025	\$ 5,524,950	\$ 126,181	\$ 7,792,690	\$ 14,876,965
% Change	1.00%	5.33%	20.69%	2.79%	91.85%	10.10%



	Taxes and Assessments	Charges for Services	Interest	Rents and Leases	Grants	Misc	Total All Revenues
2008 Budget	\$ 122,581,416	13,299,178	3,775,500	1,555,065	147,000	984,936	142,343,095
2009 Budget	<u>133,489,779</u>	<u>13,283,417</u>	<u>3,462,500</u>	<u>1,627,564</u>	<u>443,891</u>	<u>861,499</u>	<u>153,168,650</u>
\$ Change	\$ 10,908,363	\$ (15,761)	\$ (313,000)	\$ 72,499	\$ 296,891	\$ (123,437)	\$ 10,825,555
% Change	8.90%	-0.12%	-8.29%	4.66%	201.97%	-12.53%	7.61%



	Personnel Services	Supplies and Services	ID Charges	Grants to Local Agencies	Capital Outlay	Debt Service	Total Expenditures
2008 Budget	\$ 82,592,422	28,034,351	1,743,700	300,000	7,155,591	27,408,200	147,234,264
2009 Budget	87,951,974	28,938,835	900,656	300,000	11,086,614	32,933,150	162,111,229
\$ Change	\$ 5,359,552	\$ 904,484	\$ (843,044)	\$ -	\$ 3,931,023	\$ 5,524,950	\$ 14,876,965
% Change	6.49%	3.23%	-48.35%	0.00%	54.94%	20.16%	10.10%

BUDGET OVERVIEW

BUDGET AT A GLANCE

	GENERAL FUND	SPECIAL REVENUE FUNDS	DEBT SERVICE FUNDS	INTERNAL SERVICE FUNDS	CAPITAL PROJECTS FUNDS	TOTAL ALL FUNDS
RESOURCES						
Revenues:						
Taxes & Assessments	\$ 95,736,278	\$ 7,852,901	\$ 29,900,600	\$ -	\$ -	\$ 133,489,779
Charges for Services	9,457,653	53,880	-	3,771,884	-	13,283,417
Interest	3,000,000	312,500	50,000	-	100,000	3,462,500
Rents and Leases	1,627,564	-	-	-	-	1,627,564
Grants & Governmental Aid	443,891	-	-	-	-	443,891
Miscellaneous	798,292	37,000	-	26,207	-	861,499
Total Revenues	111,063,678	8,256,281	29,950,600	3,798,091	100,000	153,168,650
Other Resources:						
Bond Proceeds	-	-	-	-	3,095,000	3,095,000
TOTAL RESOURCES	\$ 111,063,678	\$ 8,256,281	\$ 29,950,600	\$ 3,798,091	\$ 3,195,000	\$ 156,263,650
USES						
Expenditures:						
Personnel Services	\$ 75,798,874	\$ 6,453,394	\$ -	\$ 313,972	\$ 5,385,734	\$ 87,951,974
Supplies	6,432,295	1,010,073	-	-	62,000	7,504,368
Services	14,421,705	932,854	90,000	3,739,998	2,249,910	21,434,467
Interdepartmental Charges	900,656	-	-	-	-	900,656
Grants to Local Agencies	200,000	100,000	-	-	-	300,000
Capital Outlay/Equipment	1,807,999	99,295	-	600,000	8,579,320	11,086,614
Debt Service/Leases	795,000	-	32,138,150	-	-	32,933,150
Total Expenditures	100,356,529	8,595,616	32,228,150	4,653,970	16,276,964	162,111,229
Other Sources (Uses):						
Transfers	(10,562,844)	(1,340,386)	1,198,750	1,236,697	9,467,783	-
Fund Balance - Change	144,305	(1,679,721)	(1,078,800)	380,818	(3,614,181)	(5,847,579)
TOTAL USES	\$ 111,063,678	\$ 8,256,281	\$ 29,950,600	\$ 3,798,091	\$ 3,195,000	\$ 156,263,650

BUDGET OVERVIEW**TOTAL RESOURCES**

RESOURCES	2006 ACTUAL	2007 ACTUAL	2008 BUDGET	2009 BUDGET	Change	Note
Taxes & Assessments:						
Property Taxes	\$ 83,736,898	\$ 91,003,802	\$ 91,837,000	\$ 95,736,278	4.2%	1
Measure AA Property Taxes	20,018,247	24,342,319	22,887,000	29,900,600	30.6%	2
Measure CC Parcel Taxes	3,015,771	3,042,028	3,107,416	3,108,118	0.0%	3
Assessments	4,498,202	4,583,497	4,750,000	4,744,783	-0.1%	4
Subtotal	111,269,118	122,971,645	122,581,416	133,489,779	8.9%	
Charges for Services:						
Interdepartmental Revenues	3,903,416	3,885,004	4,182,476	3,771,884	-9.8%	5
Parking and Shuttle Fees	1,776,755	1,867,778	1,812,596	1,871,494	3.2%	6
Other Charges	1,412,091	1,899,367	2,009,254	2,120,328	5.5%	7
Concession Leases	1,155,762	1,096,309	931,017	986,517	6.0%	8
Facility Rentals	933,988	994,929	989,648	1,034,544	4.5%	9
Public Safety Services	1,048,296	1,345,412	796,114	796,114	0.0%	10
Swimming Fees	556,966	528,294	628,414	614,772	-2.2%	11
Fishing Permits	393,613	432,984	519,900	530,900	2.1%	12
Camping Fees	437,709	495,277	500,853	516,051	3.0%	13
Naturalist & Rec. Programs	352,840	455,847	502,856	521,564	3.7%	14
Entrance Fees	259,109	256,805	238,591	268,591	12.6%	15
Sales	128,503	137,306	124,139	136,038	9.6%	16
Boat Usage Fees	53,097	57,792	63,320	114,620	81.0%	17
Subtotal	12,412,144	13,453,104	13,299,178	13,283,417	-0.1%	
Interest:						
Pooled Investments	3,794,263	6,615,524	3,525,500	3,312,500	-6.0%	18
Debt Service Interest	475,675	718,724	50,000	50,000	0.0%	19
Measure AA Interest	822,866	1,850,222	200,000	100,000	-50.0%	20
Subtotal	5,092,805	9,184,470	3,775,500	3,462,500	-8.3%	
Rents & Leases:						
Communication Leases	479,984	469,857	491,326	511,726	4.2%	21
Grazing Leases	480,572	475,309	468,741	468,741	0.0%	22
Other Leases	263,769	482,773	334,053	336,152	0.6%	23
District Residences	243,183	275,206	260,945	310,945	19.2%	24
Subtotal	1,467,507	1,703,144	1,555,065	1,627,564	4.7%	
Miscellaneous:						
Grants & Governmental Aid	10,651,364	15,066,252	147,000	443,891	202.0%	25
Aid from Private Parties	2,855,449	1,416,822	384,800	369,800	-3.9%	26
Miscellaneous	3,249,531	10,601,998	600,136	491,699	-18.1%	27
Subtotal	16,756,344	27,085,072	1,131,936	1,305,390	15.3%	
Total Revenues	146,997,917	174,397,436	142,343,095	153,168,650	7.6%	
Other Resources:						
Bond Proceeds	65,030,420	-	2,050,000	3,095,000		28
TOTAL RESOURCES	\$ 212,028,337	\$ 174,397,436	\$ 144,393,095	\$ 156,263,650	8.2%	

Notes to Total Resources Schedule

Note	Category	Description
1	Property Taxes	This category accounts for general property taxes that are the primary funding source for the District. The increase of 4.2% in comparison to 2008 budget is due to growth in the property tax base.
2	Measure AA Property Taxes	This category accounts for restricted property tax revenue collected from most areas of Alameda and Contra Costa counties to fund debt service requirements on outstanding Measure AA bonds. The 30.6% increase reflects the tax rate of 1.0% per \$100 of assessed valuation. This rate secures the repayment of \$80 million of bonds refinanced in 2008.
3	Measure CC Parcel Taxes	This category includes restricted parcel tax revenue collected in accordance with Measure CC from the area generally spanning from Richmond to Oakland. The purpose of this measure is to raise funding for maintenance and operational funding in some of the District's oldest and most-used parks.
4	Assessments	This category accounts for restricted special assessment revenue specific to one of two Landscape & Lighting Districts or six Zones of Benefit administered by the District. These assessment districts provide funding for trail maintenance, facility improvements and minor equipment. The assessments are collected on each residential unit.
5	Interdepartmental Revenues	This category accounts for the charges allocated to operating departments for Workers' Compensation and annual installments to replace major equipment. Required funding for major equipment is reduced in 2009 due in part to alternative lease funding for replacement of a Public Safety helicopter purchased in 2008.
6	Parking and Shuttle Fees	Parking fees are collected at District recreation areas and some regional parks. The increase of 3.2% is anticipated due to extended gate attendant staff hours at several parks.
7	Other Charges	This category accounts for all other charges not included in any other category. The largest single item is \$1,772,936 from the Port of Oakland under a contract to operate, maintain and police Middle Harbor Shoreline Park.

Notes to Total Resources Schedule, continued

Note	Category	Description
8	Concession Leases	This category accounts for revenues derived from lease agreements for concessionaires to operate or use a District facility. The two largest revenue sources are: \$500,660 from Tilden Golf Course and \$101,300 from Willow Park Golf Course. A newly reopened concession at Lake Anza accounts for the increase in this category.
9	Facility Rental	This category lists revenue for renting District facilities, such as halls and group picnic facilities. Revenues have been increased to coincide with actual trends. The three largest revenue sources are: \$370,624 from the Brazil Room, \$82,830 from the Temescal Beach House, and \$77,125 for group picnic facilities at Tilden Regional Park.
10	Public Safety Services	This category accounts for revenue from service contracts to provide policing for other public agencies.
11	Swimming Fees	This category accounts for revenue to use District swimming facilities, obtain swim lessons and other lifeguard services. The 2.2% reduction in swimming fees is due to a reduced swim season at Don Castro, due to major repairs and improvements to be completed in 2009.
12	Fishing Permits	Fishing Permit revenues are used to support the District's fish planting at eight District lakes.
13	Camping Fees	This category includes camping, wilderness permits and backpacking fees. The two largest camping sources are: \$486,932 from Del Valle Regional Park and \$182,840 from Anthony Chabot Regional park.
14	Naturalist & Recreation Programs	This category includes programs, tours and revenue from the Arroyo Del Valle Camp.
15	Entrance Fees	This entrance fee is collected from the Ardenwood Historic Farm Regional Preserve. The 12.6% increase represents the anticipation of \$30,000 in fees for a new event planned for Ardenwood in 2009.
16	Sales	The sales category accounts for the sale of merchandise and educational material at District Interpretive Centers. The budget was increased to match increased cost of goods being sold.
17	Boat Usage Fees	This category includes revenue for boat launching by trailer or car-top carriers. The 81% increase is due to new fees collected for boat inspections intended to prevent invasive species from being introduced into District water resources.

Notes to Total Resources Schedule, continued

Note	Category	Description
18	Pooled Investments	Interest revenue has decreased in accordance with prevailing short to intermediate investment returns.
19	Debt Service Interest	Includes interest earnings on fund deposits used to pay debt service on District bond obligations.
20	Measure AA Interest	Includes interest earnings on bond proceeds held by the trustee, which will be used for eligible capital projects. The 50% reduction reflects declining interest rates and reduced principle as the District completes major acquisitions and improvement projects to spend down the remaining bond proceeds.
21	Communication Leases	This category includes revenue from communication towers and equipment located in isolated areas on District parklands. Of the amount budgeted, \$250,000 is projected to come from communication leases at Mission Peak Regional Preserve.
22	Grazing Leases	This category includes revenue from the District's grazing program to fund fencing and resource protection needs.
23	Other Leases	This category is used to account for other land leases. The largest is \$324,000 for cargo container storage on property in the Martin Luther King, Jr. Regional Shoreline.
24	District Residences	This category is revenue from District-owned residential units located on parklands. The increase reflects higher occupancy and inflationary increases to rental rates.
25	Grants & Governmental Aid	This category includes \$115,000 received under an agreement with the Contra Costa Water District related to the operation of Contra Loma Swim Lagoon; total grants and aid received may vary each year.
26	Aid From Private Parties	This category includes \$250,000 of direct aid from the Regional Parks Foundation used to support the District. The amount of direct aid provided by the Foundation may fluctuate from year to year.
27	Miscellaneous	The largest source of miscellaneous revenue is membership fees from the Regional Parks Foundation.
28	Bond Proceeds	This category represents an additional draw on existing bond proceeds that are held by the trustee. The funding will be used for land acquisitions in 2009.

BUDGET OVERVIEW

TOTAL USES

USES	2006 ACTUAL	2007 ACTUAL	2008 BUDGET	2009 BUDGET	Change	Note
Personnel Services:						
Salaries & Wages	\$ 39,565,138	\$ 43,183,155	\$ 48,469,189	\$ 50,743,835	4.7%	1
Other Personnel Costs	25,374,203	34,411,432	34,123,233	37,208,139	9.0%	2
Subtotal	64,939,341	77,594,587	82,592,422	87,951,974	6.5%	
Supplies & Services:						
Maint. Supplies & Services	6,980,561	8,278,670	6,143,560	6,613,934	7.7%	3
Professional Services	3,019,759	3,353,157	5,368,691	6,174,569	15.0%	4
Insurance Premiums	4,068,873	4,534,770	3,672,800	3,777,738	2.9%	5
General Supplies	2,881,135	3,353,448	3,358,869	3,407,157	1.4%	6
Utilities	2,421,588	2,650,453	2,860,521	2,928,552	2.4%	7
Other Services	812,188	897,520	1,221,735	1,144,688	-6.3%	8
Legal Services	401,304	277,517	930,126	966,132	3.9%	9
Fuel	797,214	928,531	974,104	1,121,707	15.2%	10
Rents & Leases	603,177	687,490	778,784	825,729	6.0%	11
Publications & Notices	601,552	633,104	724,437	755,496	4.3%	12
Administrative Services	415,371	485,174	448,147	525,617	17.3%	13
Contingency	-	-	420,517	435,016	3.4%	14
Election Costs	408,860	-	1,132,060	262,500	-76.8%	15
Subtotal	16,431,020	17,801,165	28,034,351	28,938,835	3.2%	
Interdepartmental Charges:	1,477,500	1,577,900	1,743,700	900,656	-48.3%	16
Grants to Local Agencies:						
LARPD	200,000	200,000	200,000	200,000	0.0%	17
Oakland Zoo Grant	100,000	100,000	100,000	100,000	0.0%	18
Measure AA Grants	29,044	20,000	-	-	0.0%	19
Subtotal	329,044	320,000	300,000	300,000	0.0%	
Land, Construction, Equipment						
Land Purchases	5,147,235	5,464,665	3,282,997	4,660,000	41.9%	20
Structures & Improvements	9,497,266	10,936,555	983,288	3,646,600	270.9%	21
Equipment	3,105,880	3,424,556	2,889,306	2,780,014	-3.8%	22
Subtotal	17,750,382	19,825,775	7,155,591	11,086,614	54.9%	
Debt Service:						
Principal	8,460,000	16,820,000	19,785,000	26,675,000	34.8%	23
Interest	33,895,583	8,682,180	7,623,200	6,258,150	-17.9%	24
Subtotal	42,355,583	25,502,180	27,408,200	32,933,150	20.2%	
Total Expenditures	143,282,869	142,301,607	147,234,264	162,111,229	10.1%	
Other Sources (Uses):						
Fund Balance - Change	(9,576,036)	(17,793,524)	(2,841,169)	(5,847,579)	105.8%	25
Subtotal	(9,576,036)	(17,793,524)	(2,841,169)	(5,847,579)		
TOTAL USES	\$ 133,706,833	\$ 124,508,084	\$ 144,393,095	\$ 156,263,650	8.2%	

Notes to Total Uses Schedule

Note	Category	Description
1	Salaries & Wages	This category incorporates all District salaries and hourly wages, including overtime and other premium pay components. This category increased \$2,274,646 or 4.7% to a total of \$50,743,835. Factors that contribute to the increase include: cost of living adjustments, equity adjustments, step increases and the addition of 12.47 positions (full time equivalency).
2	Other Personnel Costs	This category includes the employer-paid benefits, such as medical plans, dental plan, counseling program, long-term disability insurance, life insurance, pension plans, deferred compensation matches, Social Security FICA, State Disability Insurance, Workers' Compensation, State Unemployment Insurance and OPEB Trust contributions. In total, this category increased \$3,084,906 or 9%.
3	Maintenance Supplies & Services	This category includes repair, maintenance and service contracts for District facilities, grounds and office equipment. The increase of 7.7% is due to a 5% inflationary increase, budget requests and reallocations of base budgets from other supplies and service categories.
4	Professional Services	This category includes financial audit, engineering services, appraisers, tree removal, consultants and other professional services. The increase of 15% is due to a combination of factors, including the addition of \$2.2 million for projects, such as District Wide Paving and a Point Pinole Grassland Restoration project.
5	Insurance Premiums	This category includes the budget for the District's Workers' Compensation program and general liability coverage and is used to pay for claims, premiums and excess coverage.
6	General Supplies	This category includes over 25 individual supply accounts as adjusted by 5% for inflation, budget requests, and budget reallocations. The three largest items include: \$525,000 for fish stocking, \$427,043 for small tools/equipment, and \$316,754 for office supplies.
7	Utilities	This category includes \$684,422 for telephone; \$751,825 for water; \$644,980 for electricity; \$572,388 for garbage collection; and the balance for sewer, natural gas and propane.
8	Other Services	This category includes several accounts. The largest are: \$434,378 for training. The category also includes: \$152,615 for Park Express transportation; and \$70,495 for memberships. The reduction of 6.3% is due to the reallocation to other supply and service budgets lines.

Notes to Total Uses Schedule, continued

Note	Category	Description
9	Legal Services	The Legal Services category provides the budget for District Counsel to retain the services of outside counsel as needed.
10	Fuel	The District budget for fuel has been increased for gasoline and aircraft fuel to meet anticipated costs for 2009.
11	Rents & Leases	This category includes funding for equipment, building and ground leases including the office leases for Environmental Graphics (sign shop) and the Air Support Unit (helicopter hanger).
12	Publications & Notices	This category includes funding for publication costs of Regional In Nature (RIN), the Bay Nature magazine, and Nature Nearby newsletters. Of this category, 83% is for RIN.
13	Administrative Services	This category includes the budget for meals, conferences, travel, medical exams, and document reproductions. The increase represents the 5% adjustment for inflation and approved budget requests that cited the increased cost of airfare, hotels and vehicle fuel.
14	Contingency	Contingency accounts to fund unexpected needs that may arise. The contingency accounts include \$87,176 for the Board of Directors, \$164,139 for the General Manager, \$108,701 for the Operations Division and \$75,000 for Middle Harbor Shoreline Park.
15	Election Costs	This account is used to pay the costs charged by Alameda and Contra Costa Counties for the ballot. The 2008 budget included over \$1 million for Measure WW election costs which are not needed in 2009.
16	Interdepartmental Charges	This category includes the financing cost to replace major equipment, such helicopters, fire apparatus, tractors and large trucks. The budget is based on useful life and the replacement cost assumptions of this equipment. Required funding for major equipment is reduced in 2009 due in part to alternative lease funding for replacement of a Public Safety helicopter purchased in 2008.
17	LARPD	This is an operating grant the District provides to the Livermore Area Recreation Park District, a neighboring public agency, to provide recreation services.

Notes to Total Uses Schedule, continued

Note	Category	Description
18	Oakland Zoo Grant	The Measure CC expenditure plan includes \$100,000 of an operating grant to the Oakland Zoo.
19	Measure AA Grants	This category includes the funds disbursed under the Measure AA Local Grant Program. No new appropriations are required in 2009 as all grant obligations have been either disbursed or previously budgeted.
20	Land Purchases	This category accounts for land acquisitions and studies. The purchase of land is often funded as a budget amendment at the time when a property becomes available for purchase.
21	Structures & Improvements	This category represents new appropriations for the District's Capital Improvement Program for 2009. See Section B, Summary of 2009 Capital Appropriations.
22	Equipment	This category is used for the purchase of District vehicles and other equipment \$5,000 or greater. The decrease is due to fewer budget requests being approved for new equipment.
23	Debt Service-Principal	Budget for principal payment on outstanding District bonds. The increase reflects the accelerated principle repayment for bonds refinanced in 2008.
24	Debt Service-Interest	Interest on outstanding principal on District bonds according to the bond payment schedule is reduced due to the restructure of the bond repayment when bonds were refinanced in 2008.
25	Fund Balance - Change	This category indicates the overall change in fund balance of all funds combined. See the Fund Balance detail at the end of Section B for additional information.

Page Intentionally Left Blank

BUDGET OVERVIEW

BUDGET BY FUND

APPROPRIATED FUNDS	2006 ACTUAL	2007 ACTUAL	2008 BUDGET	2009 BUDGET
101 General Fund	\$ 76,851,763	\$ 88,539,792	\$ 99,358,410	\$ 100,356,529
General Fund Total	76,851,763	88,539,792	99,358,410	100,356,529
Special Revenue Funds:				
220 Two County LLD	4,635,154	5,122,504	5,794,870	6,229,239
221 East Contra Costa County LLD	470,803	419,887	765,652	818,892
222 Five Canyon ZB	60,553	18,306	44,050	47,426
223 Dublin Hills ZB	13,462	4,085	26,756	7,910
224 Walpert Ridge ZB	3,150	-	77,900	81,795
225 Thomas Ranch ZB	569	-	12,426	12,890
226 Measure CC Fund	585,560	629,904	1,241,188	1,178,102
227 Stone Valley Zone	4,200	-	5,100	5,265
228 Sibley Volcanic Zone	-	4,200	19,500	20,255
253 Gifts Fund	21,178	30,349	35,164	58,491
254 Ardenwood/Coyote Hills Trail	-	-	-	-
255 MLK Jr. Intern Program	-	20,000	8,500	-
257 Mitigation	3,151	1,407	78,202	80,150
402 Eastshore State Park	1,388	2,802	51,283	55,201
Special Revenue Funds Total	5,799,167	6,253,446	8,160,591	8,595,616
Debt Service Funds:				
810 2002 Refunding Bonds	1,248,290	1,208,435	1,214,200	1,213,750
812 Measure AA Bonds	41,029,096	24,446,794	25,489,000	31,014,400
Debt Service Funds Total	42,277,386	25,655,229	26,703,200	32,228,150
Internal Service Funds:				
552 Workers' Compensation Fund	2,613,435	3,761,338	2,764,983	2,817,273
554 Major Equipment Replacement	49,987	-	585,000	600,000
555 General Liability Fund	1,479,797	977,439	1,177,806	1,236,697
Internal Service Funds Total	4,143,219	4,738,777	4,527,789	4,653,970
Capital Projects Funds:				
333 Capital Projects Fund	16,280,338	18,468,840	6,447,000	10,038,341
336 OTA Projects Fund	3,862,514	4,728,012	2,037,274	6,238,623
Capital Projects Funds Total	20,142,853	23,196,852	8,484,274	16,276,964
Total Expenditures	149,214,387	148,384,095	147,234,264	162,111,229
Other Sources (Uses):				
Fund Balance - Change	(9,576,036)	(6,318,290)	(2,841,169)	(5,847,579)
Other Uses Total	(9,576,036)	(6,318,290)	(2,841,169)	(5,847,579)
TOTAL USES	\$ 139,680,867	\$ 142,065,805	\$ 144,393,095	\$ 156,263,650

Charts depicting appropriations by fund and departmental unit are included in Section D.

BUDGET OVERVIEW

BUDGET BY DIVISION

APPROPRIATED FUNDS	2006 ACTUAL	2007 ACTUAL	2008 BUDGET	2009 BUDGET
OPERATING APPROPRIATIONS				
Legislative & Executive	\$ 2,017,018	\$ 1,829,821	\$ 3,575,871	\$ 2,854,102
Human Resources	1,489,742	1,771,702	2,053,964	2,240,815
Land	2,045,470	2,259,382	2,676,201	2,744,986
Legal	2,318,794	2,052,707	3,309,595	3,458,055
Finance & Management Services	6,086,045	6,629,032	7,875,989	8,258,488
Operations	43,237,261	46,556,420	53,963,421	56,483,994
Planning/Stewardship & Development	5,682,193	6,262,190	7,555,256	5,519,075
Public Affairs	2,379,570	2,530,304	3,081,541	3,223,134
Public Safety	16,714,542	18,718,845	22,027,881	23,023,875
Nondepartmental	47,100,899	36,576,841	32,630,271	38,027,741
Total Operating	129,071,535	125,187,244	138,749,990	145,834,265
CAPITAL APPROPRIATIONS				
Legislative & Executive	-	-	-	-
Human Resources	401	3,551	-	-
Land	5,354,239	5,561,854	3,592,445	5,117,148
Legal	-	-	-	-
Finance & Management Services	1,634,046	2,147,855	535,750	238,750
Operations	1,313,299	2,465,320	1,401,924	2,413,797
Planning/Stewardship & Development	11,289,539	11,401,647	2,232,502	7,781,437
Public Affairs	-	85,690	-	-
Public Safety	551,330	1,330,936	721,653	725,832
Nondepartmental	-	200,000	-	-
Total Capital	20,142,853	23,196,852	8,484,274	16,276,964
TOTAL BY DIVISION				
Legislative & Executive	2,017,018	1,829,821	3,575,871	2,854,102
Human Resources	1,490,143	1,775,253	2,053,964	2,240,815
Land	7,399,709	7,821,235	6,268,646	7,862,134
Legal	2,318,794	2,052,707	3,309,595	3,458,055
Finance & Management Services	7,720,091	8,776,888	8,411,739	8,497,238
Operations	44,550,560	49,021,740	55,365,345	58,897,791
Planning/Stewardship & Development	16,971,732	17,663,836	9,787,758	13,300,512
Public Affairs	2,379,570	2,615,994	3,081,541	3,223,134
Public Safety	17,265,872	20,049,780	22,749,534	23,749,707
Nondepartmental	47,100,899	36,776,841	32,630,271	38,027,741
Total Expenditures	149,214,387	148,384,095	147,234,264	162,111,229
Other Uses:				
Fund Balance - Change	(9,576,036)	(6,318,290)	(2,841,169)	(5,847,579)
Other Uses Total	(9,576,036)	(6,318,290)	(2,841,169)	(5,847,579)
TOTAL USES	\$ 139,638,351	\$ 142,065,805	\$ 144,393,095	\$ 156,263,650

Full-time Equivalent (FTE) Positions

DIVISIONS AND DEPARTMENTS	2006 BUDGET	2007 BUDGET	2008 BUDGET	2009 BUDGET	Change
Legislative & Executive Division					
General Manager	8.000	8.000	8.000	8.000	-
Subtotal	8.000	8.000	8.000	8.000	-
Human Resources Division	11.750	11.750	12.000	13.800	1.80
Land Division					
Administration	2.500	2.500	2.500	2.500	
Environmental Review Department	3.000	4.000	4.000	4.000	
Interagency Planning Department	3.000	3.000	3.000	3.000	
Land Acquisition Department	5.780	5.780	6.000	6.000	
Trails Development Department	3.000	3.000	3.000	3.000	
Subtotal	17.280	18.280	18.500	18.500	-
Legal Division	9.450	9.450	9.450	9.450	-
Management Services Division	39.879	39.879	42.004	42.004	-
Operations Division					
Administration	6.000	6.000	6.500	8.000	1.50
Park Operations Department	252.986	254.436	258.235	263.085	4.85
Interpretive & Recreation Services Dept.	76.213	77.413	83.913	85.413	1.50
Maintenance & Skilled Trades Dept.	63.690	63.980	69.930	71.230	1.30
Subtotal	398.889	401.829	418.578	427.728	9.15
Planning/Stewardship & Development Division					
Administration	3.500	2.533	2.533	2.533	-
Design & Construction Departments	26.500	27.000	29.000	29.000	-
Planning & Stewardship Departments	22.670	23.120	24.620	24.620	-
Subtotal	52.670	52.653	56.153	56.153	-
Public Affairs Division	14.200	14.200	16.200	16.200	-
Public Safety Division					
Administration & Support Services	25.750	25.750	27.750	27.750	-
Aquatics Unit	34.740	34.320	38.230	39.430	1.20
Fire Department	14.750	14.750	15.750	15.750	-
Police Department	68.283	68.583	69.290	69.610	0.32
Subtotal	143.523	143.403	151.020	152.540	1.52
Total	695.641	699.444	731.905	744.375	12.47

Positions are authorized and budgeted on a “full-time equivalent” basis or FTE. The number of FTEs is not the same as the number of staff. For example, an FTE of 1.0 may include two half time positions at 0.50 each.

Detail of New Positions and Changes

DEPARTMENT / LOCATION	DESCRIPTION	FUNDING SOURCE	FTE
Finance - District Wide	Administrative Analyst I	General Fund	(1.00)
Finance - District Wide	Administrative Analyst II	General Fund	1.00
Human Resources-District Wide	Intern	General Fund	1.80
Interpretive Svcs - Fish Exhibit/Mobile Visitors Ctr	Suprv Naturalist I (Pipeline)	General Fund	1.00
Lifeguard Services - District Wide	Lifeguard	General Fund	1.20
Operations - Briones	Park Ranger II (Pipeline)	Multifund	0.25
Operations - Castle Rock	Student Laborer	General Fund	0.25
Operations - Contra Loma	Student Laborer	General Fund	0.25
Operations - Coyote Hills Park	Gate Attendant	General Fund	0.25
Operations - District Wide	Admin Analyst II (Temporary)	General Fund	1.00
Operations - Don Castro	Park Ranger II	Five Canyons ZB	0.11
Operations - Kennedy Grove	Park Ranger II	General Fund	(0.08)
Operations - Kennedy Grove	Student Laborer	General Fund	0.46
Operations - Martinez Shoreline	Student Laborer	General Fund	0.25
Operations - Miller Knox	Student Laborer	General Fund	0.25
Operations - Point Pinole	Student Laborer	General Fund	0.46
Operations - Quagga Mussel Response	Park Ranger I (Temporary)	General Fund	(1.60)
Operations - Quagga Mussel Response	Park Ranger I	General Fund	0.75
Operations - Quagga Mussel Response	Park Ranger I	General Fund	0.75
Operations - Quagga Mussel Response	Park Ranger I	General Fund	0.75
Operations - Quagga Mussel Response	Park Ranger I	General Fund	0.75
Operations - Quagga Mussel Response	Park Ranger I	General Fund	1.00
Operations - Quagga Mussel Response	Park Ranger I	General Fund	1.00
Operations - Quagga Mussel Response	Park Ranger II	General Fund	(0.50)
Operations - Quagga Mussel Response	Park Supervisor I	General Fund	1.00
Operations - Roberts	Park Ranger II (Pipeline)	General Fund	0.75
Operations - Roberts	Park Ranger II (Temporary)	General Fund	(0.50)
Operations - Tilden	Student Laborer	General Fund	0.25
Public Safety - Briones	Police Officer (Pipeline)	General Fund	0.10
Public Safety - Pinole Shoreline	Police Officer	General Fund	0.20
Public Safety - Roberts	Police Officer (Pipeline)	General Fund	0.02
Roads & Trails Unit - Briones	Heavy Equip Optr (Pipeline)	General Fund	0.11
Roads & Trails Unit - Roberts	Heavy Equip Optr (Pipeline)	General Fund	0.04
Roads & Trails Unit -Fish Exhibit/Mobile Visitors Ctr	Heavy Equip Optr (Pipeline)	General Fund	0.02
Trades Unit - Briones	Plumber (Pipeline)	General Fund	0.01
Trades Unit - Roberts	Plumber (Pipeline)	General Fund	0.05
Trades Unit -Fish Exhibit/Mobile Visitors Center	Plumber (Pipeline)	General Fund	0.07
Net Change		Total New FTEs	12.47

Positions with the word “Pipeline” included in the description represent new positions associated with the opening of new or expanded park facilities. Smaller fractions generally represent the allocation of additional personnel hours to support the operation of a new facility. Fractions of a position can be allocated across several departments, locations or funding sources.

BUDGET OVERVIEW

TAXES & ASSESSMENTS

Taxes and Assessments by County

TAXES & ASSESSMENTS	2006 ACTUAL	2007 ACTUAL	2008 BUDGET	2009 BUDGET	Change
<u>ALAMEDA COUNTY:</u>					
Property Taxes (1% Countywide Tax)	\$ 46,938,207	\$ 51,473,295	\$ 49,473,100	\$ 54,726,194	10.6%
Measure AA Property Tax (Bonds)	10,693,988	12,341,184	11,858,900	15,800,000	33.2%
Measure CC Parcel Tax	2,323,202	2,341,549	2,387,650	2,396,501	0.4%
Total Property Taxes	59,955,396	66,156,027	63,719,650	72,922,695	14.4%
Two County Trail L&LD	2,360,536	2,341,633	2,424,200	2,377,144	
Five Canyon Zone of Benefit	36,798	38,202	39,400	41,902	
Dublin Hills Zone of Benefit	6,950	10,734	14,000	16,096	
Walpert Ridge Zone of Benefit	17,511	50,152	80,800	83,388	
Total Assessments	2,421,795	2,440,721	2,558,400	2,518,530	-1.6%
TOTAL ALAMEDA COUNTY	62,377,192	68,596,749	66,278,050	75,441,225	13.8%
Percent of Grand Total	56.1%	55.8%	54.1%	56.5%	
<u>CONTRA COSTA COUNTY:</u>					
Property Taxes (1% Countywide Tax)	36,798,691	39,530,506	42,363,900	41,010,084	-3.2%
Measure AA Property Tax (Bonds)	9,324,259	12,001,135	11,028,100	14,100,600	27.9%
Measure CC Parcel Tax	692,569	700,479	719,766	711,617	-1.1%
Total Property Taxes	46,815,519	52,232,121	54,111,766	55,822,301	3.2%
Two County Trail L&LD	1,508,816	1,524,551	1,572,000	1,559,851	
East Contra Costa County Trails	563,182	599,890	590,600	635,944	
San Ramon Hills Zone of Benefit	4,409	4,100	4,400	4,578	
Stone Valley Zone of Benefit	-	3,455	5,100	5,625	
Sibley Volcanic Zone of Benefit	-	10,780	19,500	20,255	
Total Assessments	2,076,408	2,142,776	2,172,100	2,205,998	1.6%
TOTAL CONTRA COSTA COUNTY	48,891,926	54,374,896	56,283,866	58,028,299	3.1%
Percent of Grand Total	43.9%	44.2%	45.9%	43.5%	
<u>BOTH COUNTIES COMBINED:</u>					
Property Taxes (1% Countywide Tax)	83,736,898	91,003,802	91,837,000	95,736,278	
Measure AA Property Tax (Bonds)	20,018,247	24,342,319	22,887,000	29,900,600	
Measure CC Parcel Tax	3,015,771	3,042,028	3,107,416	3,108,118	
Total Property Taxes	106,770,915	118,388,148	117,831,416	128,744,996	9.3%
Two County Trail L&LD	3,869,352	3,866,184	3,996,200	3,936,995	
East Contra Costa County Trails	563,182	599,890	590,600	635,944	
Five Canyon Zone of Benefit	36,798	38,202	39,400	41,902	
Dublin Hills Zone of Benefit	6,950	10,734	14,000	16,096	
Walpert Ridge Zone of Benefit	17,511	50,152	80,800	83,388	
San Ramon Hills Zone of Benefit	4,409	4,100	4,400	4,578	
Stone Valley Zone of Benefit	-	3,455	5,100	5,625	
Sibley Volcanic Zone of Benefit	-	10,780	19,500	20,255	
Total Assessments	4,498,203	4,569,263	4,750,000	4,744,783	-0.1%
GRAND TOTAL BOTH COUNTIES	\$ 111,269,118	\$ 122,957,411	\$ 122,581,416	\$ 133,489,779	8.9%

Taxes & Assessments Per Capita

PER CAPITA DATA	2006	2007	2008	2009	Change
<u>ALAMEDA COUNTY:</u>					
Population*	1,510,303	1,526,148	1,543,000	1,559,767	2.2%
Population Percent of Both Counties	59.5%	59.4%	59.5%	59.4%	
Population Percent Change	0.89%	1.05%	1.32%	1.09%	
Per Capita - All Property Taxes	\$39.70	\$43.35	\$41.30	\$46.75	3.1%
Per Capita - All Assessments	\$1.60	\$1.60	\$1.66	\$1.61	2.5%
Per Capita - Taxes & Assessments	\$41.30	\$44.95	\$42.95	\$48.37	3.1%
<u>CONTRA COSTA COUNTY:</u>					
Population*	1,029,377	1,042,341	1,051,674	1,067,956	2.2%
Population Percent of Both Counties	40.5%	40.6%	40.5%	40.6%	
Population Percent Change	2.03%	1.26%	1.36%	1.55%	
Per Capita - All Property Taxes	\$45.48	\$50.11	\$51.45	\$52.27	13.1%
Per Capita - All Assessments	\$2.02	\$2.06	\$2.07	\$2.07	2.4%
Per Capita - Taxes & Assessments	\$47.50	\$52.17	\$53.52	\$54.34	12.7%
<u>BOTH COUNTIES COMBINED:</u>					
Population	2,539,680	2,568,489	2,594,674	2,627,723	2.2%
Per Capita - Property Taxes	\$42.04	\$46.09	\$45.41	\$48.99	8.0%
Per Capita - Assessments	\$1.77	\$1.78	\$1.83	\$1.81	3.4%
Per Capita - Total	\$43.81	\$47.87	\$47.24	\$50.80	7.8%

*Source of population data is the State of California Department of Finance except 2009 which is a District projection based on the prior 3-year average population growth.

Per capita data illustrates District revenue divided by the population base the District serves. This information is generally used as an economic indicator to gauge the growth of revenue against the growth of population.

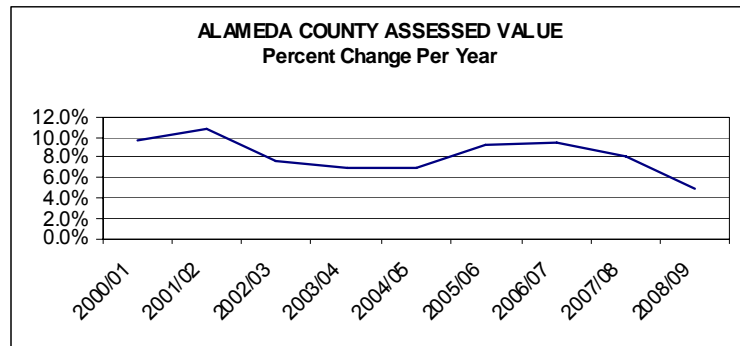
Sample Tax & Assessment for Home of \$450,000 Assessed Value

Alameda County	Berkeley	Oakland	Pleasanton
Tax Rate Area	13000	17001	19000
Property Tax	\$ 110.00	109.03	141.20
Measure AA Bonds	45.00	45.00	45.00
Measure CC Tax	12.00	12.00	-
Two County LLD	5.44	5.44	5.44
East Contra Costa LLD	-	-	-
Total	\$ 172.44	171.47	191.64

Contra Costa County	Brentwood	Danville	Walnut Creek
Tax Rate Area	10001	16002	09000
Property Tax	\$ 0.05	141.41	138.03
Measure AA Bonds	45.00	45.00	45.00
Measure CC Tax	-	-	-
Two County LLD	-	5.44	5.44
East Contra Costa LLD	19.70	-	-
Total	\$ 64.75	191.85	188.47

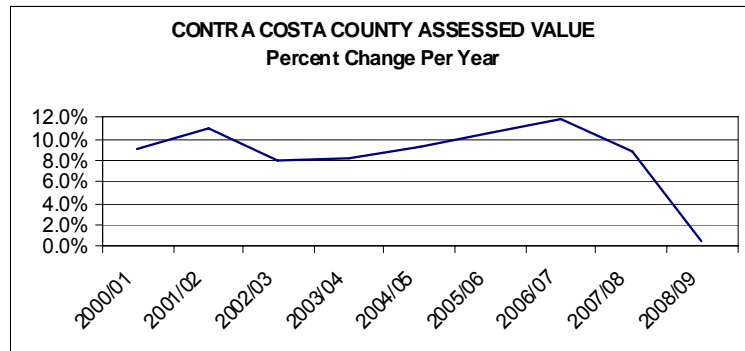
District Tax & Assessment Rates

Description	Rate	Basis	Comment
Property Tax	2.994588%	Per \$100 of net assessed valuation of secured and unsecured property.	This rate is an average of all properties where the District receives an allocation of the "1% Countywide" tax.
Measure AA Bonds	1.00%	Per \$100 of net assessed valuation of secured and unsecured property.	Rate is applied to all properties within District boundaries except for the "Murray Township" area.
Measure CC Tax (single family unit)	\$12.00	Per equivalent dwelling unit.	Defined zone stretching from Richmond to Oakland.
Measure CC Tax (multifamily unit)	\$8.28	Per equivalent dwelling unit.	Defined zone stretching from Richmond to Oakland.
Two County Regional Trail Landscape & Lighting District	\$5.44	Per equivalent dwelling unit	Defined zone includes Alameda and Contra Costa Counties except for the "Liberty Union High School District" of east Contra Costa County.
East Contra Costa County Landscape & Lighting District	\$20.28	Per equivalent dwelling unit.	Defined zone encompassing the "Liberty Union High School District" area of east Contra Costa County.
Five Canyon Zone of Benefit	\$37.10	Per equivalent dwelling unit.	Defined zone of 1,120 parcels near the Don Castro Recreation Area in Alameda County.
Dublin Hills Zone of Benefit	\$26.85	Per equivalent dwelling unit.	Defined zone of 706 parcels in the City of Dublin.
Walpert Ridge Zone of Benefit	\$119.70	Per equivalent dwelling unit.	Defined zone of 152 parcels in the ridge land above the City of Hayward.
San Ramon Hills Zone of Benefit	\$33.56	Per equivalent dwelling unit.	Defined zone of 140 parcels in the western portion of the City of San Ramon.
Stone Valley Zone of Benefit	\$ 139.64	Per Equivalent dwelling unit.	Defined zone of benefit of 39 parcels in Contra Costa County.
Sibley Volcanic Zone of Benefit	\$83.08	Per Equivalent dwelling unit.	Defined zone of benefit of 245 parcels in Contra Costa County.



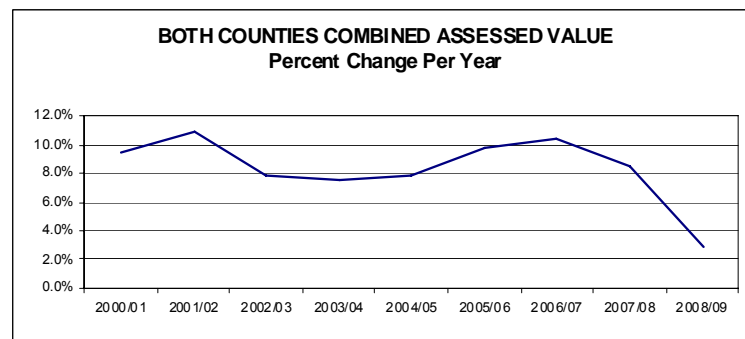
ALAMEDA COUNTY:

	2005-06	2006-07	2007-08	2008-09
Assessed Valuation	\$ 166,732,740,167	\$ 182,442,378,666	\$ 197,182,006,587	\$ 206,666,243,713
\$ Change from Prior Year	13,947,769,151	15,709,638,499	14,739,627,921	9,484,237,126
% Change from Prior Year	9.1%	9.4%	8.1%	4.8%



CONTRA COSTA COUNTY:

	2005-06	2006-07	2007-08	2008-09
Assessed Valuation	\$ 131,679,250,873	\$ 147,312,079,314	\$ 160,390,394,945	161,251,188,060
\$ Change from Prior Year	12,500,224,050	15,632,828,441	13,078,315,631	860,793,115
% Change from Prior Year	10.5%	11.9%	8.9%	0.5%



BOTH COUNTIES COMBINED:

	2005-06	2006-07	2007-08	2008-09
Assessed Valuation	298,411,991,040	\$ 329,754,457,980	\$ 357,572,401,532	\$ 367,917,431,773
\$ Change from Prior Year	26,447,993,201	31,342,466,940	27,817,943,552	10,345,030,241
% Change from Prior Year	9.7%	10.5%	8.4%	2.9%

GENERAL FUND

Fund 101 – General Operating Fund

BUDGET OVERVIEW**GENERAL FUND**

The General Fund, the District's chief operating fund, is used for all general revenues and expenditures.

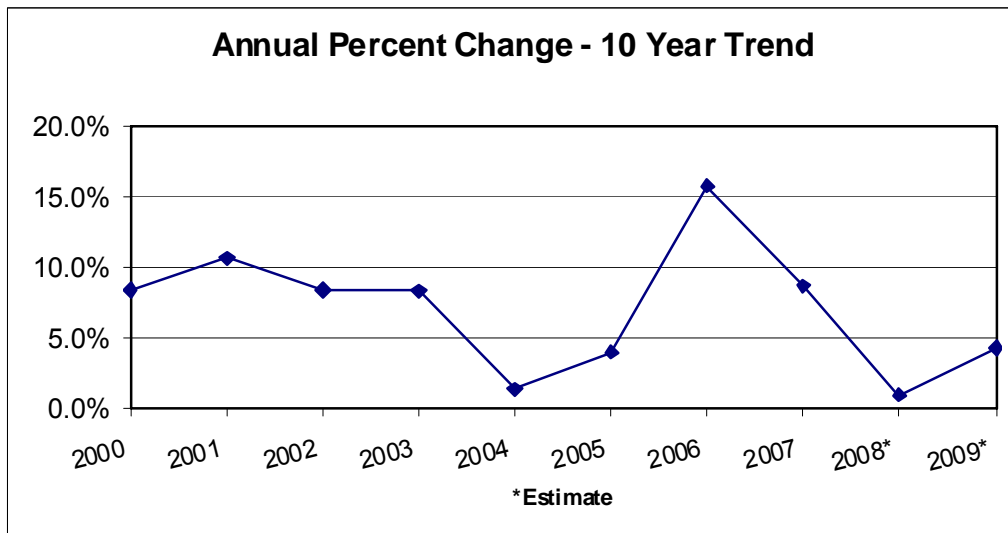
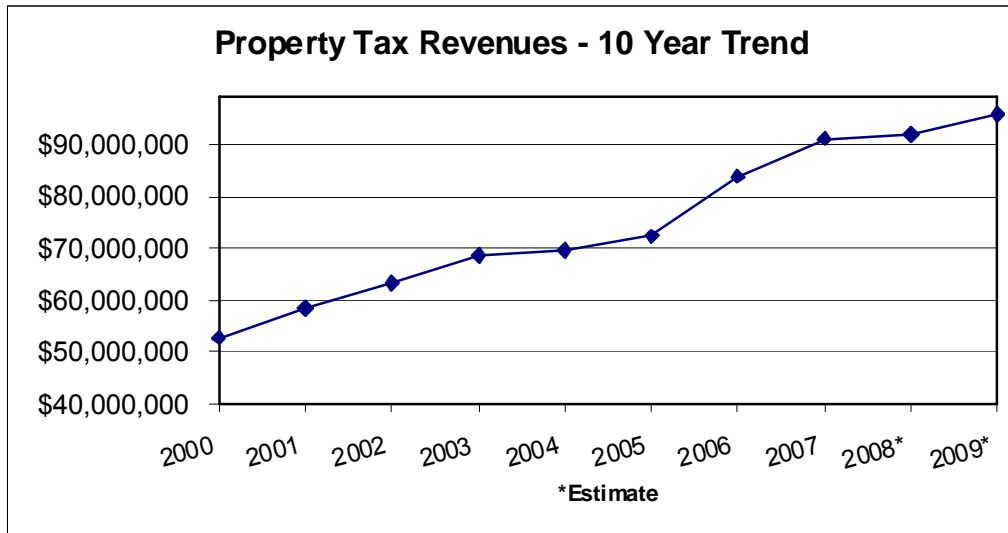
<u>Year-by-Year Comparison</u>					
	2006	2007	2008 BUDGET	2009 BUDGET	Change
	ACTUAL	ACTUAL			
RESOURCES					
Revenues:					
Taxes & Assessments	\$ 83,736,898	\$ 91,003,802	\$ 91,837,000	\$ 95,736,278	
Charges for Services	8,310,994	9,373,649	9,062,822	9,457,653	
Interest	2,956,978	5,562,173	3,000,000	3,000,000	
Rents and Leases	1,366,867	1,570,041	1,555,065	1,627,564	
Grants & Governmental Aic	226,790	233,155	147,000	443,891	
Miscellaneous	1,075,608	927,569	891,729	798,292	
Total Revenues	97,674,135	108,670,389	106,493,616	111,063,678	4.3%
TOTAL RESOURCES	\$ 97,674,135	\$ 108,670,389	\$ 106,493,616	\$ 111,063,678	4.3%
USES					
Expenditures:					
Personnel Services	\$ 58,843,586	\$ 68,891,887	\$ 73,895,909	\$ 75,798,874	
Supplies	4,514,321	5,170,385	6,123,536	6,432,295	
Services	10,444,413	11,050,673	14,719,954	14,421,705	
Interdepartmental Charges	1,477,500	-	1,743,700	900,656	
Grants to Local Agencies	200,000	200,000	200,000	200,000	
Land, Construction, Equipment	2,849,444	3,226,846	1,880,311	1,807,999	
Debt Services	-	-	795,000	795,000	
Total Expenditures	78,329,264	88,539,792	99,358,410	100,356,529	1.0%
Other Sources (Uses):					
Transfers	(9,678,216)	(13,480,527)	(7,130,303)	(10,562,844)	
Fund Balance - Change	9,666,655	6,650,071	4,903	144,305	
TOTAL USES	\$ 97,674,135	\$ 108,670,389	\$ 106,493,616	\$ 111,063,678	4.3%

General Fund Revenues

General Fund operating revenues total \$111,063,678 for 2009 from all sources, including property taxes, charges for services, interest, rents and leases, grants and miscellaneous revenues. The total revenue budget is an increase of \$4,570,062 or 4.3% higher than the 2008 budget. Additional information for each major revenue category is as follows:

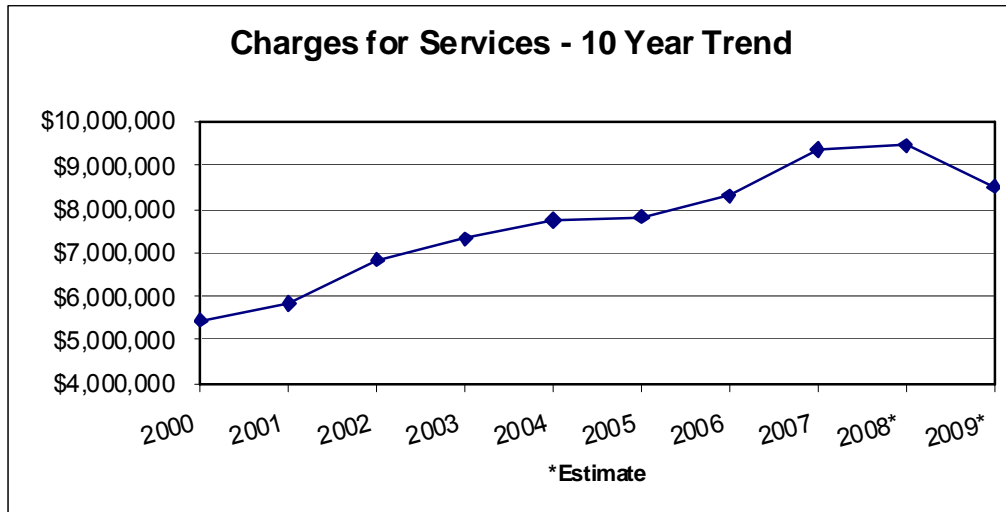
Property Tax Revenues

Property tax is the District's largest General Fund resource, representing 86% of all operating revenue. The 2009 property tax revenue budget of \$95,736,278 includes secured, unsecured, supplemental, penalties and other taxes based on the assessed value of real property. Property tax revenues increased steadily over the years until 2004. As illustrated in the 10-year trend below, property tax dipped in 2004 caused by a \$2 million state ERAF shift. Until 2008, real growth changes in property valuation had ranged from 5% to 8%. The mortgage crisis of 2008 has resulted in a downturn in property valuation that has tempered property tax revenue growth.



Charges for Services

This category is the second largest revenue source for the General Fund representing 8.5% of total revenues. In 2009 the budget includes \$9,457,653 from this revenue source. The largest revenue accounts within this category are parking, concessionaires, entrance fees, fishing permits, and reimbursements from other agencies for services provided by the District.




The District reviews its schedule fees and charges annually to ensure that rate levels are set commensurate with market pricing and are sufficient to recover District costs. Proposed rate changes are brought to the Board Operations Committee and then to the Board of Directors for adoption.

Interest Income

The District invests cash earmarked for future use consistent with the Statement of Investment Policy adopted by the Board of Directors. The purpose of this policy is to provide guidance and direction for the prudent investment of District funds and to foster the creation of a systematic and controlled investment process. The policy is to invest public funds in a prudent manner, providing the highest yield with the maximum security of principal invested, while also meeting the daily cash flow requirements of the District. The combined total of consolidated holdings as of September 30, 2008, was \$96,271,035. The average yield on the Pooled Investment portfolio was 4.05%, compared to \$88,277,575 and 5.01% at the end of September 2008. District staff works closely with MBIA Municipal Investors, a registered investment advisor, on the investment of funds. Investment earnings of \$3,000,000 are assumed for 2009, which is unchanged from the 2008 budget.

Rents and Leases

This category accounts for revenues collected for District residences, grazing, communication towers, and other uses of District property. In 2009 this revenue category includes \$1,627,564 from these sources, an increase of 4.6% from 2008. A cargo container storage contract on District property within the Martin Luther King Jr Shoreline area remains the largest source of income from this category.



Grants and Government Aid

The General Fund grant and government aid revenue budget may reflect known sources of funding for specific parks and endeavors, these amounts vary from year to year. Most of the grant revenue received by the District is recorded in the Capital Projects Fund.

Miscellaneous Revenues

This revenue category accounts for all other revenues not specifically included in any of the previous categories. The 2009 budget includes \$798,292 of miscellaneous revenues. The single largest revenue within this category is \$250,000 from the Regional Parks Foundation for administrative personnel support.

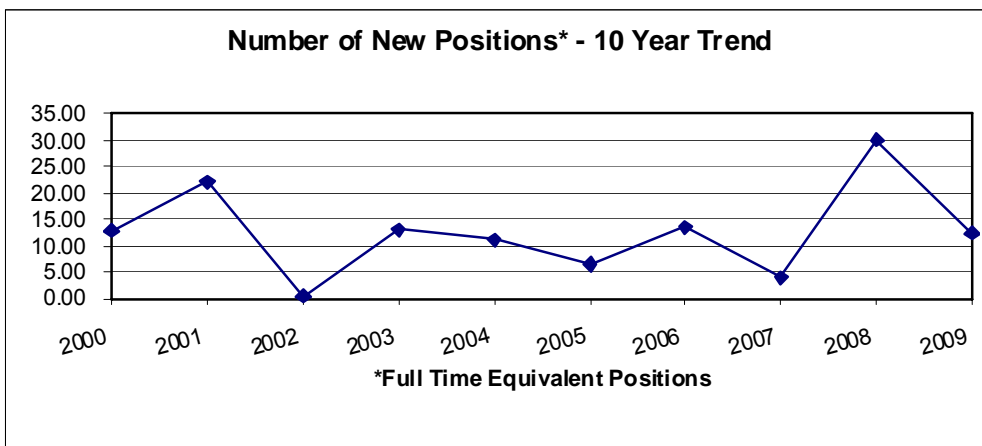
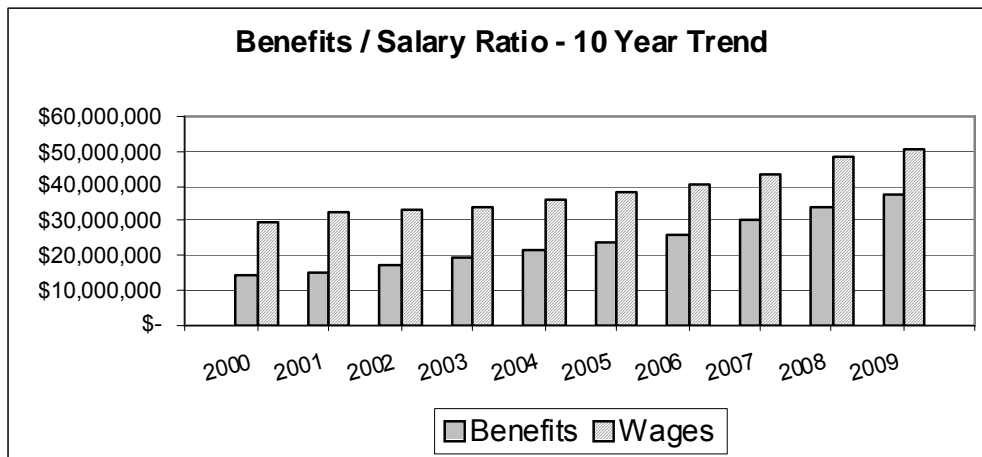
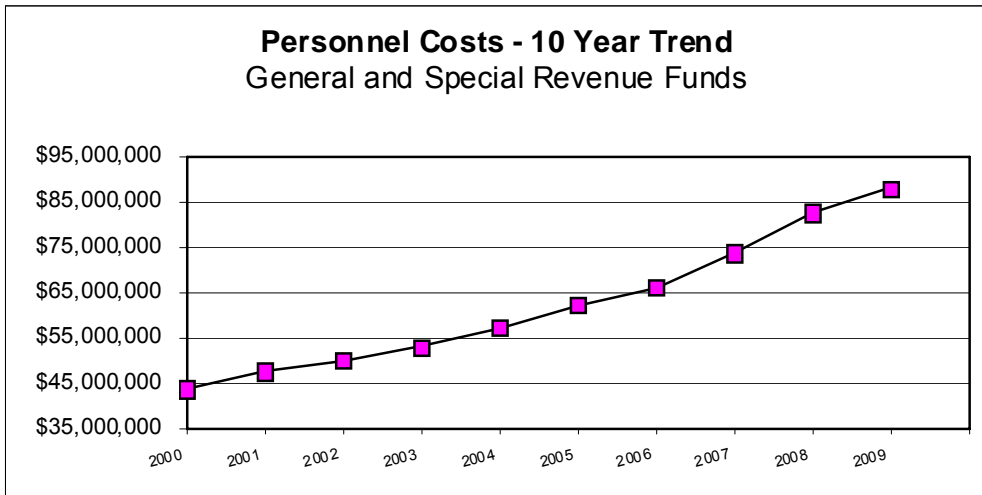
Expenditure Overview

General Fund operating expenditures total \$100,356,529 for all uses, including personnel services, supplies, services, maintenance, interdepartmental charges, grants to local agencies, and equipment. The total expenditure budget is increased \$998,119 or 1.0%, compared to the 2008 budget. Additional information for each major expenditure category is as follows:

Personnel Services

Personnel Services is the District's largest General Fund expenditure category, representing 75.5% of all operating expenditures. This category includes funding for all wages and wage-related benefits. In comparison to 2008, Personnel Services will increase \$1,902,965.

In 2009, 12.47 full-time equivalent positions are being added. Those additions include 5.50 FTEs to address issues related to invasive species in District waterways. Mandatory boat inspection began at District facilities in the summer of 2008 using temporary employees. Permanent crews are needed to comply with boat inspection requirements of regional water agencies and the California Department of Fish and Game. Also factored into the increase are cost of living adjustments and medical and dental rates for insurance premiums. Medical and dental premiums were raised from 4% to 6% compared to 2008 rates.



Supplies

The supplies expenditure category accounts for fuel, fish stocking, small tools and equipment, and all other supplies obtained by the District. The 2009 budget for this category is \$6,432,295, an increase of 5% from the 2008 budget. Supply budgets received an overall base increase of 5% in 2009 which is driven in part by increased fuel costs passed on by vendors. The bulk fuel budget for District vehicles was increased by Board action in mid-2008 to address the increased costs the District experienced and may be considered for a mid-year adjustment in 2009.

Services

The services expenditure category accounts for professional services, legal services, utilities, publications, election costs, training and all other services obtained by the District. All base service budgets were increased by 5% for the 2008 budget year. This category totals \$14,421,705 in 2009, a decrease of 2% from the 2008 budget. This decrease is due to a combination of factors including departments' reallocation of service budget to supplies budget and fewer service budget requests having been approved during the budget process compared to 2008.

Interdepartmental Charges

This expenditure category accounts for the amortized replacement cost of major equipment, such as helicopters, fire apparatus, and heavy machinery. Each item on this replacement list has a useful life in years and the estimated replacement cost is spread over this time. Amortizing the cost of replacing such equipment over time eliminates the need to absorb the acquisition cost all at once. The 2009 budget includes \$900,656 that will be "charged" against departments that use the equipment for future replacement. This amount is treated as revenue in the Internal Service Fund where the funds reside until used for equipment replacement at the predetermined replacement date for each equipment item.

Grants to Local Agencies

The 2009 budget includes a \$200,000 operating grant to the Livermore Area Recreation & Park District (LARPD) for the purpose of maintaining and developing park and recreation facilities within that area. Additional information related to the LARPD grant can be found in Section E, Supplemental Information.

Land, Construction, Equipment

The 2009 budget includes \$1,807,999 for the purchase of equipment required for the operation and maintenance of the District. For purposes of the General Fund, this should not be confused with "capital" expenditures for land, buildings, etc. that are funded and accounted for separately in the Capital Projects Funds. The 2009 budget amount is \$72,312 less than the 2008 budget, primarily due to fewer one-time budget requests and park start-up equipment for pipeline openings. The budget for this category will fluctuate from year-to-year depending upon the availability of resources to fund budget requests. All onetime budget requests approved in the prior year are removed from the next year's budget.

Debt Service

The District authorized the lease-purchase of a replacement helicopter and the first payment was made in 2008. This is in contrast to 2007 when all equipment lease-purchase agreements were paid in full. This new lease-purchase contract will be completed in 2012.

Transfers

This category accounts for transfers either to or from other funds in the District. Planned transfers out of the General Fund for 2009 include: \$5,915,153 to fund projects in the Capital and Other Than Asset Funds, \$2,292,244 to the Two County LLD Fund, \$1,236,697 to the General Liability Fund, and \$1,198,750 to the Debt Service Fund. A detail of all transfers can be found at the end of Section B. The General Fund will receive transfers in of \$40,000 from the Measure CC fund and another \$40,000 from the Ardenwood/Coyote Hills Trail Fund.

Fund Balance - Change

The budget sources compared to uses estimates a General Fund increase of \$144,305 by year end.

SPECIAL REVENUE FUNDS

Fund 220 – Two County Landscape & Lighting District

Fund 221 – East Contra Costa County Landscape & Lighting

Fund 222 – Five Canyon Zone of Benefit

Fund 223 – Dublin Hills Zone of Benefit

Fund 224 – Walpert Ridge Zone of Benefit

Fund 225 – San Ramon Hills Zone of Benefit

Fund 226 – Measure CC

Fund 227 Stone Valley Zone of Benefit

Fund 228 Sibley Volcanic Zone of Benefit

Fund 253 – Gifts

Fund 254 – Ardenwood/Coyote Hills Trail

Fund 255 – Martin Luther King, Jr. Intern Program

Fund 257 – Mitigation

Fund 402 – Eastshore State Park

The Special Revenue Funds group is comprised of several individual funds to account for the District's Landscape and Lighting Districts (LLDs), restricted revenues such as Measure CC, and the Eastshore State Park Fund. Expenditures for the Special Revenue Funds total \$8,595,616 for 2009, an overall increase of \$435,025 over 2008. A year-by-year comparison of the Special Revenue Funds in total is as follows:

Special Revenue Funds Year-by-Year Comparison

RESOURCES	2006 ACTUAL	2007 ACTUAL	2008 BUDGET	2009 BUDGET	Change
Revenues:					
Taxes & Assessments	\$ 7,513,973	\$ 7,676,491	\$ 7,857,416	\$ 7,852,901	
Charges for Services	58,716	7,604	53,880	53,880	
Interest	451,332	846,036	225,500	312,500	
Rents and Leases	95,957	130,211	-	-	
Miscellaneous	1,367,902	1,715,771	17,000	37,000	
Total Revenues	9,487,880	10,376,113	8,153,796	8,256,281	1.3%
TOTAL RESOURCES	\$ 9,487,880	\$ 10,376,113	\$ 8,153,796	\$ 8,256,281	1.3%
USES					
Expenditures:					
Personnel Services	\$ 4,456,234	\$ 4,884,901	\$ 5,947,239	\$ 6,453,394	
Supplies	724,436	727,391	1,016,634	1,010,073	
Services	479,361	508,472	899,123	932,854	
Interdepartmental Charges	-	-	-	-	
Grants to Local Agencies	100,000	120,000	100,000	100,000	
Land, Construction, Equipment	39,136	12,682	197,595	99,295	
Debt Services	-	-	-	-	
Total Expenditures	5,799,168	6,253,446	8,160,591	8,595,616	5.3%
Other Sources (Uses):					
Transfers	(2,463,572)	924,897	66,235	(1,340,386)	
Fund Balance - Change	1,225,140	5,047,564	59,440	(1,679,721)	
TOTAL USES	\$ 9,487,880	\$ 10,376,113	\$ 8,153,796	\$ 8,256,281	1.3%

The above schedule combines several individual funds included in the Special Revenue Funds grouping. The following pages provide more detail budget data on each fund.

Special Revenue Funds Detail

	Fund 220	Fund 221	Fund 222 Five Canyons	Fund 223 Dublin Hills
	Two County LLD	East Contra Costa LLD	Zone of Benefit	Zone of Benefit
RESOURCES				
Revenues:				
Taxes & Assessments	\$ 3,936,995	\$ 635,944	\$ 41,902	\$ 16,096
Charges for Services	-	-	-	-
Interest	-	15,000	-	-
Miscellaneous	-	-	-	-
Total Revenues	3,936,995	650,944	41,902	16,096
TOTAL RESOURCES	\$ 3,936,995	\$ 650,944	\$ 41,902	\$ 16,096
USES				
Expenditures:				
Personnel Services	\$ 4,970,254	\$ 498,799	\$ 34,619	\$ 5,810
Supplies	744,137	185,590	10,392	2,100
Services	514,848	122,328	2,415	-
Grants to Local Agencies	-	-	-	-
Land, Construction, Equipment	-	12,175	-	-
Total Expenditures	6,229,239	818,892	47,426	7,910
Other Sources (Uses):				
Transfers	2,292,244	-	-	-
Fund Balance - Change	-	(167,948)	(5,524)	8,186
TOTAL USES	\$ 3,936,995	\$ 650,944	\$ 41,902	\$ 16,096

Fund 220 – Two County Landscape & Lighting District

In 1993 the District formed the Alameda County/Contra Costa County Regional Trails Landscaping and Lighting Assessment District (referred to as the “Two County LLD”) to help augment District funding for the operation, maintenance and servicing of trails. As required by Proposition 218, the voters of Alameda and Contra Costa Counties approved the continuation of the Two County L&LD in November of 1996. This approval passed by 78.5% of voters. The assessment amount is \$5.44 per equivalent dwelling unit per year and is collected in the same manner as property taxes. Revenues from assessments are insufficient to fund all trail-related expenditures anticipated in 2009, requiring a General Fund contribution of \$2,292,244.

Fund 221 – East Contra Costa County Landscape & Lighting District

The eastern portion of Contra Costa County, as defined by the boundaries of the Liberty Union High School District, was annexed by the District in 1981. No provision was created at the time for the funding of park or trail facilities in this area. As residential development began to occur, so did demand for park facilities. In 1991 the District formed the East Contra Costa County Landscape & Lighting Assessment District No. 1 (referred to as the “East Contra Costa County L&LD”) to help augment District funding for the operation, maintenance and servicing of parks and trails in this area. As required by Proposition 218, the voters of Contra Costa County approved by 67.8% the continuation of the District in November of 1996. The assessment

amount of \$19.70 per equivalent dwelling unit per year is collected in the same manner as property taxes.

Fund 222 – Five Canyon Zone of Benefit No. 1 Fund

The Two County L&LD also provides for “zones of benefits”. Zone of benefit assessments are used to fund operation, maintenance and service of trails, open space areas, and facility improvements. The Five Canyon Zone of Benefit was established in 1994 and includes the initial 960-unit residential development and 126 units added in 1996 near the Don Castro Recreation Area in Alameda County. There are currently 1,120 parcels within this zone. The assessment of \$37.10 per year per equivalent dwelling unit is collected annually in the same manner as property taxes.

Fund 223 – Dublin Hills Zone of Benefit No. 2 Fund

The Dublin Hills Zone of Benefit, included in the Two County L&LD, was established in 1996 to serve the local trails and open space needs of 565 parcels in Alameda County in the City of Dublin (operation, maintenance and service of trails, open space areas, and facility improvements). The assessment is \$26.85 per year per equivalent dwelling unit and is collected annually in the same manner as property taxes.

Special Revenue Funds Detail, Continued

	Fund 224		Fund 225		Fund 226		Fund 227	
	Walpert Ridge		San Ramon		Measure CC		Stone Valley	
	Zone of Benefit		Hills Zone of				Zone of Benefit	
	Zone of Benefit		Benefit				Zone of Benefit	
RESOURCES								
Revenues:								
Taxes & Assessments	\$	83,388	\$	4,578	\$	3,108,118	\$	5,625
Charges for Services		-		-		-		-
Interest		5,000		-		40,000		-
Miscellaneous		-		-		-		-
Total Revenues		88,388		4,578		3,148,118		5,625
TOTAL RESOURCES	\$	88,388	\$	4,578	\$	3,148,118	\$	5,625
USES								
Expenditures:								
Personnel Services	\$	-	\$	12,226	\$	811,701	\$	4,635
Supplies		4,515		664		22,723		630
Services		-		-		243,678		-
Grants to Local Agencies		-		-		100,000		-
Land, Construction, Equipment		77,280		-		-		-
Total Expenditures		81,795		12,890		1,178,102		5,265
Other Sources (Uses):								
Transfers		-		-		(3,422,630)		-
Fund Balance - Change		6,593		(8,312)		(1,452,614)		360
TOTAL USES	\$	88,388	\$	4,578	\$	3,148,118	\$	5,625

Fund 224 – Walpert Ridge Zone of Benefit No. 3 Fund

The Walpert Ridge Zone of Benefit, included in the Two County L&LD, was established in 1998 to provide landscaping, irrigation, trails, fencing, gates, signs and associated facilities for the 706 parcels in the ridge land above the City of Hayward. The assessment is \$119.70 per year per equivalent dwelling unit and is collected annually in the same manner as property taxes.

Fund 225 – San Ramon Hills Zone of Benefit No. 4 Fund

The San Ramon Hills (formerly Thomas Ranch) Zone of Benefit, included in the Two County L&LD, was established in 1999 to provide landscaping, irrigation, trails, fencing, gates, signs and associated facilities for the 140 parcels in a subdivision in the western portion of the City of San Ramon. The assessment is \$33.56 per year per equivalent dwelling unit and is collected annually in the same manner as property taxes.

Fund 226 – Measure CC Fund

The Measure CC Fund is used to account for the parcel tax revenues and related project expenditures. On November 2, 2004, registered voters in the zone area of Measure CC voted to approve this special parcel tax. The purpose of this tax is to raise additional revenue to fund public access, wildfire protection, public safety and environmental maintenance of District parks and trails within this zone. The zone boundaries include the incorporated cities of Alameda,

Albany, Berkeley, Emeryville, Oakland and Piedmont as well as some unincorporated areas of Alameda County. The zone also includes the incorporated cities of Richmond, San Pablo, and El Cerrito as well as some unincorporated areas of El Sobrante and Kensington of Contra Costa County. All revenue collected through this tax in this zone must be spent in the zone. The parcel tax is \$12.00 for each single-family residential parcel and \$8.28 per multi-family unit per year for a 15 year period.

The specific projects for which the tax have been deemed necessary are described in the Spending Plan adopted by the Board of Directors on August 3, 2004. Each listed project will legally require the separate review and approval by the Board of Directors. Approval of the tax was not the equivalent of approval of any specific project listed and is not a guarantee that every project listed therein will be undertaken and completed in the time frame provided in the Spending Plan. The Board of Directors holds an annual public hearing on project selections and allocations funded by the Measure CC.

All proceeds of the tax levied and imposed are to be accounted for and paid into Fund 226 for the restricted use of operations and maintenance of park and trail facilities only. The proceeds may be used only for the purposes and in proportion as follows:

Purpose	Proportion
Park Access, Infrastructure and Safety Improvements	57%
Resource-Related Projects	33%
Reserve for Unknown Events and Opportunities	10%
Total	100%

The overall commitment to natural resources is required to be no less than 30% of the revenue raised by the entire measure over the 15-year period.

A planned transfer of \$3,422,630 to Capital Projects and OTA Funds for projects was approved by the Board of Directors in the Measure CC Expenditure Plan for 2009. The Approved Spending Plan is included in Section C, Capital Projects Funds. Projects listed in the Spending Plan are included in the budget when the funding is appropriated by the Board of Directors.

Fund 227 – Stone Valley Zone of Benefit No. 5 Fund

The formation of Stone Valley Zone of Benefit was completed in 2006 for trail and open space maintenance, and other improvements for the dedicated open space from the Alamo Crest development off of Stone Valley Road within Alamo. There are 39 assessable parcels in Zone of Benefit No. 5. The assessment is \$139.64 per year per equivalent dwelling unit and is collected annually in the same manner as property taxes.

Special Revenue Funds Detail, Continued

	Fund 228 Sibley Volcanic Zone of Benefit	Fund 253 Gifts Fund	Fund 254 Ardenwood/ Coyote Hills Trail	Fund 255 MLK Jr. Intern Program
RESOURCES				
Revenues:				
Taxes & Assessments	\$ 20,255	\$ -	\$ -	\$ -
Interest	-	42,000	10,000	500
Miscellaneous	-	24,000	-	8,000
Total Revenues	20,255	66,000	10,000	8,500
TOTAL RESOURCES	\$ 20,255	\$ 66,000	\$ 10,000	\$ 8,500
USES				
Expenditures:				
Personnel Services	\$ 9,785	\$ 22,217	\$ -	\$ -
Supplies	630	34,774	-	-
Services	-	1,500	-	-
Land, Construction, Equipment	9,840	-	-	-
Total Expenditures	20,255	58,491	-	-
Other Sources (Uses):				
Transfers	-	-	(40,000)	-
Fund Balance - Change	-	7,509	(30,000)	8,500
TOTAL USES	\$ 20,255	\$ 66,000	\$ 10,000	\$ 8,500

Fund 228 – Sibley Volcanic Zone of Benefit No. 6 Fund

This fund was formerly known as the Gateway Valley Zone of Benefit. The formation of Sibley Volcanic Zone of Benefit was completed in early 2007 for funding for trail maintenance and other improvements to the dedicated open space adjacent to the Montanera development off of Gateway Boulevard near the City of Orinda in Contra Costa County. There are 245 assessable parcels in Zone of Benefit No. 6. The assessment is \$83.08 per year per equivalent dwelling unit and is collected annually in the same manner as property taxes.

Fund 253 – Gifts Fund

This fund accounts for gifts made to the District by private parties. The use of gift funds is restricted by the terms of the underlying agreements or conditions related to the gift. There are five individual gifts that are accounted for in this fund. The largest is the Dickson property gift of approximately \$705,538. Interest earned on the fund balances are appropriated as needed for trail maintenance or other uses as restricted by the terms of the gift.

Fund 254 – Ardenwood/Coyote Hills Trail Fund

This fund accounts for revenue and expenditures associated with a linear park and trail from Ardenwood to Coyote Hills Park. The transfer of (\$40,000) is to the General Fund to offset the cost incurred in that fund for trail maintenance.

Special Revenue Funds Detail, Continued

RESOURCES	Fund 257	Fund 402	Special Revenue
	Mitigation	Eastshore	Funds Total
		State Park	
Revenues:			
Taxes & Assessments	\$ -	\$ -	\$ 7,852,901
Charges for Services	-	53,880	53,880
Interest	100,000	100,000	312,500
Rents and Leases	-	-	-
Grants	-	-	-
Miscellaneous	-	5,000	37,000
Total Revenues	100,000	158,880	8,256,281
TOTAL RESOURCES	\$ 100,000	\$ 158,880	\$ 8,256,281
USES			
Expenditures:			
Personnel Services	\$ 49,900	\$ 33,448	\$ 6,453,394
Supplies	2,450	1,468	1,010,073
Services	27,800	20,285	932,854
Interdepartmental Charges	-	-	-
Grants to Local Agencies	-	-	100,000
Land, Construction, Equipment	-	-	99,295
Debt Services	-	-	-
Total Expenditures	80,150	55,201	8,595,616
Other Sources (Uses):			
Transfers	(170,000)	-	(1,340,386)
Fund Balance - Change	(150,150)	103,679	(1,679,721)
TOTAL USES	\$ 100,000	\$ 158,880	\$ 8,256,281

Fund 255 – Martin Luther King, Jr. Intern Program

This fund accounts for the unrestricted revenues from District operations for each three-day weekend nearest the birthday of Martin Luther King, Jr. This revenue is expended on internship awards for individual or community projects related to the ideals of Martin Luther King, Jr.

Fund 257 – Mitigation Fund

This fund accounts for funds that the District receives from mitigation agreements. Expenditure of these funds is restricted by the terms of the agreements. The amount budgeted does not necessarily reflect the amounts anticipated from mitigation receipts, only the amount of interest earnings sufficient to fund anticipated expenditures. Uses of this fund are typically addressed during the year by separate action of the Board of Directors to amend the budget when a specific project is recommended. In 2009 the budget for Fund 257 includes the transfer of (\$40,000) to fund resource enhancement and protection projects.

Fund 402 – Eastshore State Park Fund

The Eastshore State Park stretches 8.5 miles along the San Francisco Bay shorelines of the cities of Oakland, Emeryville, Berkeley, Albany, and Richmond. The District, in partnership with the California State Parks Department, is the interim manager of this mostly unimproved shoreline parkland.

Page Intentionally Left Blank

DEBT SERVICE FUNDS

Fund 810 – 2002 Refunding Bonds

Fund 812 – Measure AA Refunding/Series E and F-T Bonds

BUDGET OVERVIEW**DEBT SERVICE FUNDS**

The Debt Service Funds are used to account for the payment of interest and principal on the general long-term debt of the District.

Debt Service Funds Year-by-Year Comparison

	2006 ACTUAL	2007 ACTUAL	2008 BUDGET	2009 BUDGET	Change
RESOURCES					
Revenues:					
Taxes & Assessments	\$ 20,018,247	\$ 24,342,319	\$ 22,887,000	\$ 29,900,600	
Charges for Services	-	-	-	\$ -	
Interest	475,675	718,724	50,000	\$ 50,000	
Rents and Leases	-	-	-	\$ -	
Grants	-	-	-	\$ -	
Miscellaneous	-	-	-	\$ -	
Total Revenues	20,493,922	25,061,042	22,937,000	29,950,600	30.6%
TOTAL RESOURCES	\$ 20,493,922	\$ 25,061,042	\$ 22,937,000	\$ 29,950,600	30.6%
USES					
Expenditures:					
Personnel Services	-	-	-	-	
Supplies	-	-	-	-	
Services	\$ 45,000	\$ 10,007	\$ 90,000	\$ 90,000	
Interdepartmental Charges	-	-	-	-	
Grants to Local Agencies	-	-	-	-	
Capital Outlay	-	-	-	-	
Debt Service					
Principal	15,218,300	16,820,000	19,125,000	25,990,000	
Interest	6,758,300	8,825,222	7,488,200	6,148,150	
Total Expenditures	22,021,600	25,655,229	26,703,200	32,228,150	20.7%
Other Sources (Uses):					
Transfers	1,175,700	1,141,001	1,164,200	1,198,750	
Fund Balance - Change	(351,978)	546,815	(2,602,000)	(1,078,800)	
TOTAL USES	\$ 20,493,922	\$ 25,061,042	\$ 22,937,000	\$ 29,950,600	30.6%

The above schedule combines several individual funds included in the Debt Service Funds grouping. The following pages provide more detail budget data on each fund.

Debt Service Funds Detail

RESOURCES	Fund 810	Fund 812	Total All Debt Service Funds
	2002 Refunding Bonds	Measure AA Bonds	
Revenues:			
Taxes & Assessments	\$ -	\$ 29,900,600	\$ 29,900,600
Charges for Services	-	-	-
Interest	50,000	-	50,000
Total Revenues	50,000	29,900,600	29,950,600
TOTAL RESOURCES	\$ 50,000	\$ 29,900,600	\$ 29,950,600
USES			
Expenditures:			
Services	\$ 15,000	\$ 75,000	\$ 90,000
Debt Service			
Principal	1,000,000	24,990,000	25,990,000
Interest	198,750	5,949,400	6,148,150
Total Expenditures	1,213,750	31,014,400	32,228,150
Other Sources (Uses):			
Transfers	1,198,750	-	1,198,750
Fund Balance - Change	35,000	(1,113,800)	(1,078,800)
TOTAL USES	\$ 50,000	\$ 29,900,600	\$ 29,950,600

Fund 810 – 2002 Refunding Bonds Fund

This fund accounts for transfers from the General Funds to pay debt service on the 2002 Limited Obligation Bonds. The 2002 Limited Obligation Refunding Bonds of \$10,605,000, with interest rate of 2.0% to 4.2%, were issued in January 2002 to defease \$11,170,000 of outstanding 1993 Limited Obligation Refunding Bond issued in 1993. The original indebtedness was in the form of a promissory note issued in 1988 to finance the acquisition of parklands and facilities. The 2002 Limited Obligation Refunding Bonds are subject to optional and mandatory early redemption provisions.

Fund 812 – Measure AA Bonds Fund

This fund accounts for funds accumulated to pay principal and interest due on series and refunding bonds issued under a 1988 voter-approved General Obligation Bond measure totaling \$225 million. The bonds finance the acquisition of parkland and the development and improvement of recreational open space. In 2006 the District issued the last bonds authorized by the measure. The bonds are subject to optional and mandatory early redemption provisions. In June 2008 the District refinanced \$75.5 million existing bonds to lower the interest rate on a portion of the existing Measure AA general obligation bond debt. Savings from this action will total five million dollars over the life of the bonds.

Debt Issuance Plans

In November 2008 voters of Contra Costa and Alameda counties approved Measure WW, described as an extension of Measure AA. The extension authorizes the issuance of general obligation bond debt, with a proposed principal amount of \$500,000,000, including \$125 million (25% of proceeds) reserved for cities, special park and recreation districts, and county service areas local grants.

Debt Service Schedules

The principal and interest on outstanding District bonds is as follows:

2002 Refunding Limited Obligation Bonds

Year	Principal	Interest	Total
2009	1,000,000	198,750	1,198,750
2010	1,040,000	160,100	1,200,100
2011	1,075,000	118,450	1,193,450
2012	1,120,000	73,990	1,193,990
2013	1,215,000	25,515	1,240,515
Total	\$ 5,450,000	\$ 576,805	\$ 6,026,805

Measure AA 2008 Refunding Bonds

Year	Principal	Interest	Total
2009	13,785,000	3,728,125	17,513,125
2010	14,485,000	2,729,025	17,214,025
2011	14,575,000	2,150,200	16,725,200
2012	3,010,000	1,604,075	4,614,075
2013	3,135,000	1,478,625	4,613,625
2014-2017	14,090,000	4,377,500	18,467,500
2018-2020	12,520,000	1,326,463	13,846,463
Total	\$ 75,600,000	\$ 17,394,012	\$ 92,994,012

Measure AA 2006 Refunding Bonds

Year	Principal	Interest	Total
2009	1,610,000	1,088,888	2,698,888
2010	1,780,000	1,020,463	2,800,463
2011	12,705,000	944,813	13,649,813
2012	1,745,000	357,375	2,102,375
2013	1,830,000	278,850	2,108,850
2014-2015	3,930,000	297,250	4,227,250
Total	\$ 23,600,000	\$ 3,987,639	\$ 27,587,639

Measure AA 2006 Series E Bonds

Year	Principal	Interest	Total
2009	2,400,000	682,750	3,082,750
2010	11,000,000	580,750	11,580,750
2011	1,600,000	72,000	1,672,000
Total	\$ 15,000,000	\$ 1,335,500	\$ 16,335,500

Measure AA 2006 Series F-T Bonds

Year	Principal	Interest	Total
2009	7,195,000	449,688	7,644,688
Total	\$ 7,195,000	\$ 449,688	\$ 7,644,688

Grand Total All Debt Service

Year	Principal	Interest	Total
2009	25,990,000	6,148,200	32,138,200
2010	28,305,000	4,490,338	32,795,338
2011	29,955,000	3,285,463	33,240,463
2012	5,875,000	2,035,440	7,910,440
2013	6,180,000	1,782,990	7,962,990
2014-2017	18,020,000	4,674,750	22,694,750
2018-2020	12,520,000	1,326,463	13,846,463
Grand Total	\$ 126,845,000	\$ 23,743,643	\$ 150,588,643

INTERNAL SERVICE FUNDS

Fund 552 – Workers' Compensation

Fund 554 – Major Equipment Replacement

Fund 555 – General Liability

The Internal Service Funds were established to account for special activities and services performed by a designated department for other departments in the District on a cost reimbursement basis.

Internal Service Funds Year-by-Year Comparison

	2006	2007	2008	2009	Change
	ACTUAL	ACTUAL	BUDGET	BUDGET	
RESOURCES					
Revenues:					
Charges for Services	\$ 3,903,416	\$ 3,885,004	\$ 4,182,476	\$ 3,771,884	
Interest	329,558	-	300,000	-	
Miscellaneous	570,282	627,021	26,207	26,207	
Total Revenues	4,803,257	4,512,025	4,508,683	3,798,091	-15.8%
TOTAL RESOURCES	\$ 4,803,257	\$ 4,512,025	\$ 4,508,683	\$ 3,798,091	-15.8%
USES					
Expenditures:					
Personnel Services	\$ 110,796	\$ 339,282	\$ 305,932	\$ 313,972	
Supplies	-	38	-	-	
Services	3,982,436	4,512,097	3,636,857	3,739,998	
Maintenance Supplies & Services	-	-	-	-	
Interdepartmental Charges	-	-	-	-	
Grants to Local Agencies	-	-	-	-	
Land, Construction, Equipment	49,987	-	585,000	600,000	
Total Expenditures	4,143,219	4,851,417	4,527,789	4,653,970	2.8%
Other Sources (Uses):					
Transfers	3,657,521	(251,579)	1,140,594	1,236,697	
Fund Balance - Change	4,317,559	(590,971)	1,121,488	380,818	
TOTAL USES	\$ 4,803,257	\$ 4,512,025	\$ 4,508,683	\$ 3,798,091	-15.8%

The above schedule combines several individual funds included in the Internal Service Funds grouping. The following pages provide more detail budget data on each fund.

Internal Service Funds Detail

	Fund 552	Fund 554	Fund 555	Total All
	Workers'	Major	General	Internal
RESOURCES	Compensation	Equipment	Liability	Service Funds
Revenues:				
Taxes & Assessments	-	-	-	-
Charges for Services	\$ 2,871,228	\$ 900,656	\$ -	\$ 3,771,884
Interest	-	-	-	-
Rents and Leases	-	-	-	-
Grants	-	-	-	-
Miscellaneous	26,207	-	-	26,207
Total Revenues	2,897,435	900,656	-	3,798,091
TOTAL RESOURCES	\$ 2,897,435	\$ 900,656	\$ -	\$ 3,798,091
USES				
Expenditures:				
Personnel Services	\$ 313,972	\$ -	\$ -	\$ 313,972
Supplies	-	-	-	-
Services	2,503,301	-	1,236,697	3,739,998
Maintenance Supplies & Services	-	-	-	-
Interdepartmental Charges	-	-	-	-
Grants to Local Agencies	-	-	-	-
Land, Construction, Equipment	-	600,000	-	600,000
Debt Services	-	-	-	-
Total Expenditures	2,817,273	600,000	1,236,697	4,653,970
Other Sources (Uses):				
Transfers	-	-	1,236,697	1,236,697
Fund Balance - Change	80,162	300,656	-	380,818
TOTAL USES	\$ 2,897,435	\$ 900,656	\$ -	\$ 3,798,091

Fund 552 - Workers' Compensation Fund

This fund accounts for Workers' Compensation claims, administrative costs, insurance premiums and staffing as needed temporarily replace injured workers. The \$2,871,228 budgeted in charges for services represents the amount "charged" to each department per employee, based upon all budgeted employee salaries.

Fund 554 – Major Equipment Replacement Fund

This fund accounts for the purchase of large items of equipment generally over \$50,000 in value, such as fire suppression apparatus, helicopters and heavy machinery. The \$900,656 budgeted in Charges for Services represents the amount "charged" to each operating department for the amortized amount to finance the replacement of their equipment at the end of its useful life. The corresponding expenditure in the General Fund is identified as "Interdepartmental Charges."

Fund 555 – General Liability Fund

This fund accounts for the payment of general liability premiums and claims separate from the General Fund. The transfer of \$1,236,697 from the General Fund is the only planned source of revenue for 2009. Damage recovery claims may be deposited in this fund, to help pay for future insurance costs for the District's general liability coverage.

CAPITAL PROJECTS FUNDS

Fund 333 – Capital Projects Fund

Fund 336 – OTA Projects Fund

Capital projects are major improvements undertaken by the District that are generally not recurring. Capital projects can be funded by a variety of revenue sources, including grants, Measure AA bonds, Measure CC parcel taxes, and the District's General Fund. New appropriations for the Capital Projects Funds for 2009 total \$16,276,964. While it is not unusual for capital project appropriations to fluctuate from year to year, 2009 marks a change in funding for personnel in the Design and Construction Departments. In the past, personnel costs associated with the initial planning of a project were not always included in the total project cost. Instead, those initial costs were absorbed as a General Fund expense. Beginning this new budget year, the bulk of personnel costs for Planning, Design and Construction employees are budgeted directly in the project funds. Detailed schedules are provided in Section C of the budget.

Capital Projects Funds Year-by-Year Comparison

	2006 ACTUAL	2007 ACTUAL	2008 BUDGET	2009 BUDGET	Change
RESOURCES					
Revenues:					
Charges for Services	\$ 139,016	\$ 17,270	\$ -	\$ -	
Interest	873,207	1,943,088	200,000	100,000	
Rents and Leases	4,684	2,891	-	-	
Grants	10,424,603	14,833,097	-	-	
Miscellaneous	3,058,924	1,410,153	50,000	-	
Total Revenues	14,500,434	18,206,499	250,000	100,000	-60.0%
Other Resources:					
Bond Proceeds	-	-	2,050,000	3,095,000	
TOTAL RESOURCES	\$ 14,500,434	\$ 18,206,499	\$ 2,300,000	\$ 3,195,000	38.9%
USES					
Expenditures:					
Personnel Services	\$ 2,106,570	\$ 2,516,793	\$ 2,443,342	\$ 5,385,734	
Supplies	470,557	367,176	-	62,000	
Services	2,753,911	3,726,635	1,548,247	2,249,910	
Interdepartmental Charges	-	-	-	-	
Grants to Local Agencies	29,044	-	-	-	
Land, Construction, Equipment	14,811,815	16,586,247	4,492,685	8,579,320	
Debt Services	-	-	-	-	
Total Expenditures	20,171,896	23,196,852	8,484,274	16,276,964	91.8%
Other Sources (Uses):					
Transfers	47,364,675	47,364,675	4,759,274	9,467,783	
Fund Balance - Change	41,693,213	42,374,322	(1,425,000)	(3,614,181)	
TOTAL USES	\$ 14,500,434	\$ 18,206,499	\$ 2,300,000	\$ 3,195,000	38.9%

The above schedule combines several individual funds included in the Capital Projects Funds grouping. The following pages provide more detail budget data on each fund.

Capital Projects Funds Detail

RESOURCES	Fund 333 Capital Projects Fund	Fund 336 OTA Projects Fund	Total All Capital Projects Fund
Revenues:			
Taxes & Assessments	\$ -	\$ -	\$ -
Interest	100,000	-	100,000
Grants	-	-	-
Miscellaneous	-	-	-
Total Revenues	100,000	-	100,000
Other Resources:			
Bond Proceeds	3,095,000	-	3,095,000
TOTAL RESOURCES	\$ 3,195,000	\$ -	\$ 3,195,000
USES			
Expenditures:			
Personnel Services	\$ 1,459,021	\$ 3,926,713	\$ 5,385,734
Supplies	-	62,000	62,000
Services	-	2,249,910	2,249,910
Grants to Local Agencies	-	-	-
Land, Construction, Equipment	8,579,320	-	8,579,320
Total Expenditures	10,038,341	6,238,623	16,276,964
Other Sources (Uses):			
Transfers	3,919,320	5,548,463	9,467,783
Fund Balance - Change	(2,924,021)	(690,160)	(3,614,181)
TOTAL USES	\$ 3,195,000	\$ -	\$ 3,195,000

Fund 333 – Capital Projects Fund

This fund accounts for acquisition of land for parks, land and rights of way for trails, capital outlays and to develop and improve parks and trails. New appropriations in 2009 total \$10,038,341.

Fund 336 – OTA Projects Fund

This fund was created in 2006 to account for projects that are multi-year in nature with the intended purpose of either improving or enhancing existing District facilities, financing large-scale maintenance projects or project feasibility or land studies. The projects financed by this fund may not necessarily result in a capital asset and therefore are accounted for separately from Fund 333-Capital Projects Fund. OTA is an abbreviation for the “Other Than Asset” fund. In 2009 new appropriations for the OTA fund totals \$6,238,623.

Note: The change in fund balance of (\$3,614,181) represents the use of funds received in prior years and projected for expenditure in the current year, as per the five year expenditure plans for active projects. More detail regarding five year expenditure plans for projects is included in Section C of this book.

Summary of 2009 Project Budget Appropriations

Project Description	[-----District-----]					Total
	Grants and Other	Measure AA Bonds	Measure CC	General Fund		
Tilden Sewer & Phones				450,000	\$	450,000
MLK Jr Tidewater Improvements Phase 2			2,000,000			2,000,000
Computer Network Infrastructure				175,000		175,000
Miller-Knox Ferry Point Lighting				70,000		70,000
Chabot Stable Sewer			124,320			124,320
Wildcat/Alvarado Toilet & Sewer Improvements			400,000			400,000
Wildcat/Alvarado Build Bay Trail Segment			250,000			250,000
Public Safety Communication Improvements				350,000		350,000
District Wide Service Yard Improvements				100,000		100,000
Stonebrae Property		5,000				5,000
Oakland Army Base		10,000				10,000
Future Preliminary Acquisitions		2,900,000		1,500,000		4,400,000
Future Preliminary Acquisition Studies	(15,000)	150,000		50,000		185,000
Future Preliminary Acquisition Current Stu	15,000	30,000				45,000
Sudden Oak Death Study				50,000		50,000
Hayward Shoreline Spartina Control			5,000			5,000
District Wide Habitat Protection	10,000					10,000
District Wide Paved Roads & Trails				500,000		500,000
Mine Shaft Safety Repairs				50,000		50,000
District Wide Whole Park Access				500,000		500,000
Wildcat/Alvarado Tarplant Restoration				100,000		100,000
Point Pinole Black Rail Bird Habitat			10,000			10,000
Chabot Fuel Break Management			32,626			32,626
Wildcat/Alvarado Fuel Management			46,350			46,350
Wildcat/Alvarado Fuel Management			46,350			46,350
District Wide Falcon Radio Telemetry	15,000					15,000
Morgan Territory Pond Restoration	5,000					5,000
District Wide Point of Sale Pilot Program				40,000		40,000
Shadow Cliffs Hydrological Study*				60,000		60,000
District Wide Fuels & Fire Management				100,000		100,000
District Wide Voice/Data Wiring				50,000		50,000
District Wide Telephone Replacement				13,750		13,750
District Wide Levee Study*				30,000		30,000
MLK Jr Oakland Sports Field Fence			824			824
Renovate Kennedy Grove Picnic Sites*			62,160			62,160
Point Pinole Restore Grassland & Plants*			115,580			115,580
Sibley Rehabilitate Two Ponds*			46,620			46,620
Roberts Upgrade Irrigation & Drainage*			31,080			31,080
Wildcat/Alvarado Watershed Sediment Study*			171,800			171,800
Kennedy Grove Repair & Repave Pathways*			39,960			39,960
Miller Knox Maintain All Paving*			39,960			39,960
Quagga Mussel Response				423,271		423,271
District Wide Multi Use Trail Study*				50,000		50,000
Eastshore-Albany Beach Study*	100,000					100,000
District Wide Dredging Engineering Contract*				100,000		100,000
District Wide Preliminary Design Project*				2,703,132		2,703,132
Totals	\$ 130,000	\$ 3,095,000	\$ 3,422,630	\$ 7,465,153	\$	\$ 14,112,783

Note: Projects that end in an asterisk * are new this year.

The "Other" category may include transfers from the Mitigation Fund, assistance from the Regional Parks Foundation, or private parties. The project funds' general ledger appropriates an additional \$2,164,181 for a total of \$16,276,964 to cover personnel costs associated with prior year appropriations to projects that may be from multiple funding sources. The personnel appropriation is necessary to account for all FTE costs that may be associated with projects.

All Appropriated Funds

From Fund	To Fund	Description	Amount
General Fund:			
Ardenwood/Coyote Hills	General Fund	Trail Maintenance	\$ 40,000
General Fund	2002 Refunding Bond Fund	Payment of debt service on bonds	(1,198,750)
General Fund	Two County LLD Fund	Trail maintenance	(2,292,244)
General Fund	General Liability Fund	Liability premiums and claims	(1,236,697)
General Fund	Capital Projects Fund	Tilden Sewer & Phones	(450,000)
General Fund	Capital Projects Fund	Computer Network Infrastructure	(175,000)
General Fund	Capital Projects Fund	Miller-Knox Ferry Point Lighting	(70,000)
General Fund	Capital Projects Fund	Public Safety Communication Improvements	(350,000)
General Fund	Capital Projects Fund	District Wide Service Yard Improvements	(100,000)
General Fund	OTA Projects Fund	Sudden Oak Death Study	(50,000)
General Fund	OTA Projects Fund	District Wide Paved Roads & Trails	(500,000)
General Fund	OTA Projects Fund	Mine Shaft Safety Repairs	(50,000)
General Fund	OTA Projects Fund	District Wide Whole Park Access	(500,000)
General Fund	OTA Projects Fund	Wildcat/Alvarado Tarplant Restoration	(100,000)
General Fund	OTA Projects Fund	District Wide Point of Sale Pilot Program	(40,000)
General Fund	OTA Projects Fund	Shadow Cliffs Hydrological Study	(60,000)
General Fund	OTA Projects Fund	District Wide Fuels & Fire Management	(100,000)
General Fund	OTA Projects Fund	District Wide Voice/Data Wiring	(50,000)
General Fund	OTA Projects Fund	District Wide Telephone Replacement	(13,750)
General Fund	OTA Projects Fund	District Wide Levee Study	(30,000)
General Fund	OTA Projects Fund	Quagga Mussel	(423,271)
General Fund	OTA Projects Fund	District Wide Multi Use Trail Study	(50,000)
General Fund	OTA Projects Fund	District Wide Dredging Engineering Contract	(100,000)
General Fund	OTA Projects Fund	District Wide Preliminary Design Project	(2,703,132)
Mitigation Fund	General Fund	Eastshore Overtime Budget	2,000
Mitigation Fund	General Fund	Point Pinole Non-Native Plant Control	5,000
Mitigation Fund	General Fund	Martinez Shoreline Weed Abatement	5,000
Mitigation Fund	General Fund	Hayward Shoreline Erosion Control	23,000
Mitigation Fund	General Fund	Morgan Territory Feral Pig Control	5,000
Total General Fund Transfers			(10,562,844)
Special Revenue Funds:			
Ardenwood/Coyote Hills	General Fund	Trail Maintenance	(40,000)
General Fund	Two County LLD Fund	Trail Maintenance	2,292,244
Mitigation Fund	General Fund	Eastshore Overtime Budget	(2,000)
Mitigation Fund	General Fund	Point Pinole Non-Native Plant Control	(5,000)
Mitigation Fund	General Fund	Martinez Shoreline Weed Abatement	(5,000)
Mitigation Fund	General Fund	Hayward Shoreline Erosion Control	(23,000)
Mitigation Fund	General Fund	Morgan Territory Feral Pig Control	(5,000)
Measure CC Fund	Capital Projects Fund	MLK Jr Tidewater Improvements Phase 2	(2,000,000)
Measure CC Fund	Capital Projects Fund	Chabot Stable Sewer	(124,320)
Measure CC Fund	Capital Projects Fund	Wildcat/Alvarado Toilet & Sewer Improvemen	(400,000)
Measure CC Fund	Capital Projects Fund	Wildcat/Alvarado Build Bay Trail Segment	(250,000)
Measure CC Fund	OTA Projects Fund	Hayward Shoreline Spartina Control	(5,000)
Measure CC Fund	OTA Projects Fund	Point Pinole Black Rail Bird Habitat	(10,000)
Measure CC Fund	OTA Projects Fund	Chabot Fuel Break Management	(32,626)
Measure CC Fund	OTA Projects Fund	Wildcat/Alvarado Fuel Management	(46,350)
Measure CC Fund	OTA Projects Fund	Wildcat/Alvarado Fuel Management	(46,350)
Measure CC Fund	OTA Projects Fund	MLK Jr Oakland Sports Field Fence	(824)

All Appropriated Funds, continued

From Fund	To Fund	Description	Amount
Special Revenue Funds, continued:			
Measure CC Fund	OTA Projects Fund	Kennedy Grove Renovate Picnic Sites	(62,160)
Measure CC Fund	OTA Projects Fund	Point Pinole Restore Grassland & Plants	(115,580)
Measure CC Fund	OTA Projects Fund	Sibley Rehabilitate Two Ponds	(46,620)
Measure CC Fund	OTA Projects Fund	Roberts Upgrade Irrigation & Drainage	(31,080)
Measure CC Fund	OTA Projects Fund	Wildcat/Alvarado Watershed Sediment Study	(171,800)
Measure CC Fund	OTA Projects Fund	Kennedy Grove Repair & Repave Pathways	(39,960)
Measure CC Fund	OTA Projects Fund	Point Pinole Maintain All Paving	(39,960)
Mitigation Fund	OTA Projects Fund	District Wide Habitat Protection	(10,000)
Mitigation Fund	OTA Projects Fund	District Wide Falcon Radio Telemetry	(15,000)
Mitigation Fund	OTA Projects Fund	Morgan Territory Pond Restoration	(5,000)
Mitigation Fund	OTA Projects Fund	Eastshore-Albany Beach Study	(100,000)
Total Special Revenue Funds Transfers			(1,340,386)
Debt Service Funds:			
General Fund	2002 Refunding Bond Fund	Payment of debt service on bonds	1,198,750
Internal Service Funds:			
General Fund	General Liability Fund	Liability premiums and claims	<u>\$ 1,236,697</u>
Capital Projects Funds:			
General Fund	Capital Projects Fund	Tilden Sewer & Phones	450,000
Measure CC Fund	Capital Projects Fund	MLK Jr Tidewater Improvements Phase 2	2,000,000
General Fund	Capital Projects Fund	Computer Network Infrastructure	175,000
General Fund	Capital Projects Fund	Miller-Knox Ferry Point Lighting	70,000
Measure CC Fund	Capital Projects Fund	Chabot Stable Sewer	124,320
Measure CC Fund	Capital Projects Fund	Wildcat/Alvarado Toilet & Sewer Improvemen	400,000
Measure CC Fund	Capital Projects Fund	Wildcat/Alvarado Build Bay Trail Segment	250,000
General Fund	Capital Projects Fund	Public Safety Communication Improvements	350,000
General Fund	Capital Projects Fund	District Wide Service Yard Improvements	100,000
General Fund	OTA Projects Fund	Sudden Oak Death Study	50,000
Measure CC Fund	OTA Projects Fund	Hayward Shoreline Spartina Control	5,000
Mitigation Fund	OTA Projects Fund	District Wide Habitat Protection	10,000
General Fund	OTA Projects Fund	District Wide Paved Roads & Trails	500,000
General Fund	OTA Projects Fund	Mine Shaft Safety Repairs	50,000
General Fund	OTA Projects Fund	District Wide Whole Park Access	500,000
General Fund	OTA Projects Fund	Wildcat/Alvarado Tarplant Restoration	100,000
Measure CC Fund	OTA Projects Fund	Point Pinole Black Rail Bird Habitat	10,000
Measure CC Fund	OTA Projects Fund	Chabot Fuel Break Management	32,626
Measure CC Fund	OTA Projects Fund	Wildcat/Alvarado Fuel Management	46,350
Measure CC Fund	OTA Projects Fund	Wildcat/Alvarado Fuel Management	46,350
Mitigation Fund	OTA Projects Fund	District Wide Falcon Radio Telemetry	15,000
Mitigation Fund	OTA Projects Fund	Morgan Territory Pond Restoration	5,000
General Fund	OTA Projects Fund	District Wide Point of Sale Pilot Program	40,000
General Fund	OTA Projects Fund	Shadow Cliffs Hydrological Study	60,000
General Fund	OTA Projects Fund	District Wide Fuels & Fire Management	100,000
General Fund	OTA Projects Fund	District Wide Voice/Data Wiring	50,000
General Fund	OTA Projects Fund	District Wide Telephone Replacement	13,750
General Fund	OTA Projects Fund	District Wide Levee Study	30,000
Measure CC Fund	OTA Projects Fund	MLK Jr Oakland Sports Field Fence	824
Measure CC Fund	OTA Projects Fund	Kennedy Grove Renovate Picnic Sites	62,160

All Appropriated Funds, continued

From Fund	To Fund	Description	Amount
Capital Projects Funds, continued:			
Measure CC Fund	OTA Projects Fund	Point Pinole Restore Grassland & Plants	115,580
Measure CC Fund	OTA Projects Fund	Sibley Rehabilitate Two Ponds	46,620
Measure CC Fund	OTA Projects Fund	Roberts Upgrade Irrigation & Drainage	31,080
Measure CC Fund	OTA Projects Fund	Wildcat/Alvarado Watershed Sediment Study	171,800
Measure CC Fund	OTA Projects Fund	Kennedy Grove Repair & Repave Pathways	39,960
Measure CC Fund	OTA Projects Fund	Point Pinole Maintain All Paving	39,960
General Fund	OTA Projects Fund	Quagga Mussel	423,271
General Fund	OTA Projects Fund	District Wide Multi Use Trail Study	50,000
Mitigation Fund	OTA Projects Fund	Eastshore-Albany Beach Study	100,000
General Fund	OTA Projects Fund	District Wide Dredging Engineering Contract	100,000
General Fund	OTA Projects Fund	District Wide Preliminary Design Project	2,703,132
Total Capital Projects Funds Transfers			9,467,783
Total Net Transfer Amount			\$ -

BUDGET OVERVIEW

FUND BALANCES

FUNDGROUPS	BEGIN ESTIMATED FUNDBALANCE	2009 SOURCES	2009 USES	END PROJECTED FUNDBALANCE	PROJECTED FUND BALANCE CHANGE
General Fund:					
Reserved for Encumbrances	\$ 1,265,339	\$ -		\$ 1,265,339	\$ -
Reserved for Consumable Supplies	460,873	-	-	460,873	-
Reserved for Prepaid Expenditures	61,305	-	-	61,305	-
Designated for Economic Uncertainty	9,570,000	-	-	9,570,000	-
Designated for Disaster Recovery	1,410,177	-	-	1,410,177	-
Designated for EBMJD Vehicles	151,776	-	-	151,776	-
Designated for Election Costs	865,327	-	(262,500)	602,827	(262,500)
Undesignated Authorized Expenditures	69,364,007	111,143,678	(110,736,873)	69,770,812	406,805
General Fund Total	\$ 83,148,804	\$ 111,143,678	\$ (110,999,373)	\$ 83,293,109	\$ 144,305
Special Revenue Funds:					
220 Two County LLD	\$ 229,687	\$ 6,229,239	\$ (6,229,239)	\$ 229,687	\$ -
221 East Contra Costa County LLD	394,103	650,944	(818,892)	226,155	(167,948)
222 Five Canyon ZB	39,793	41,902	(47,426)	34,269	(5,524)
223 Dublin Hills ZB	11,303	16,036	(7,910)	19,489	8,186
224 Walpert Ridge ZB	145,369	88,388	(81,795)	151,962	6,593
225 Thomas Ranch ZB	16,803	4,578	(12,890)	8,491	(8,312)
226 Measure CC	2,359,019	3,148,118	(4,600,732)	906,405	(1,452,614)
227 Stone Valley ZB	3,504	5,625	(5,265)	3,864	360
228 Sibley Volcanic ZB	6,613	20,255	(20,255)	6,613	-
253 Gifts/Dickson	3,278,985	66,000	(58,491)	3,286,494	7,509
254 Ardenwood/Coyote Hills Trail	340,587	10,000	(40,000)	310,587	(30,000)
255 MLK Jr. Intern Program	46,945	8,500	-	55,445	8,500
257 Mitigation	7,677,671	100,000	(250,150)	7,527,521	(150,150)
402 Eastshore State Park	3,020,501	158,880	(55,201)	3,124,180	103,679
Special Revenue Funds Total	\$ 17,570,883	\$ 10,548,525	\$ (12,228,246)	\$ 15,891,162	\$ (1,679,721)
Debt Service Funds:					
810 2002 Refunding Bonds	\$ 1,034,020	\$ 1,248,750	\$ (1,213,750)	\$ 1,069,020	\$ 35,000
812 AA 1998 Refunding/Series D Bonds	3,503,013	29,900,600	(31,014,400)	2,389,213	(1,113,800)
Debt Service Funds Total	\$ 4,537,033	\$ 31,149,350	\$ (32,228,150)	\$ 3,458,233	\$ (1,078,800)
Internal Service Funds:					
552 Workers' Compensation Fund	\$ 1,433,217	\$ 2,897,435	\$ (2,817,273)	\$ 1,513,379	\$ 80,162
554 Major Equipment Replacement	8,448,132	900,656	(600,000)	8,748,788	300,656
555 General Liability Fund	830,340	1,236,697	(1,236,697)	830,340	-
Internal Service Funds Total	\$ 10,711,689	\$ 5,034,788	\$ (4,653,970)	\$ 11,092,507	\$ 380,818
Capital Projects Funds:					
333 Capital Projects Fund	\$ 20,337,026	\$ 7,114,320	\$ (9,178,501)	\$ 18,272,845	\$ (2,064,181)
Designated for Land Acquisitions	8,120,794	\$ -	\$ (1,550,000)	6,570,794	(1,550,000)
Designated for Fire Claims Recovery	380,245	\$ -	\$ -	380,245	-
336 OTA Projects Fund	7,201,927	\$ 5,548,463	(5,548,463)	7,201,927	-
Capital Projects Funds Total	\$ 36,039,991	\$ 12,662,783	\$ (16,276,964)	\$ 32,425,810	\$ (3,614,181)
GRANDTOTAL	\$ 152,008,400	\$ 170,539,124	\$ (176,386,703)	\$ 146,160,821	\$ (5,847,579)

SECTION C
CAPITAL IMPROVEMENT PLAN

Page Intentionally Left Blank

GUIDE TO 2009 CAPITAL BUDGET SCHEDULES

The Capital Improvement Program (CIP) is the District's comprehensive multi-year plan for the development of the District's facilities, land acquisition, improvements and major equipment. The CIP outlines the projects that are expected to take place over the next five years. Capital projects usually involve high costs, take a year or more to complete, are funded from multiple sources, and may result in the creation of a capital asset.

The process of CIP preparation begins in March with the first of four workshops held with the Board of Directors. The workshops help direct key District staff on the CIP priorities of the Board of Directors. CIP proposals are developed by District staff to address these priorities while working within the available resources of operating funds that will be required to operate parks and facilities when completed.

Capital Projects Defined

Capital projects are major improvements undertaken by the District that are generally not recurring and fit within one or more of the following categories:

- Any acquisition of land
- Construction of new buildings, parks or facilities, including engineering, design and other pre-construction costs, with an estimated cost in excess of \$25,000
- Major maintenance project with an estimated cost in excess of \$25,000 and extends the life of the asset.
- Certain major equipment or information technology purchases

Other Than Asset "OTA" Projects Defined

OTA projects are those District endeavors that will be accomplished over a period of two or more years but do not result in a fixed asset. An example of this type of project is a study of plants or animals, or, the clearing of vegetation to create a fire fuel break. These projects require multi-year budgets and expenditure plans but are not considered to be ongoing operating costs.

Active Projects Schedule

The Active Projects schedule lists projects alphabetically by park or location and then by a six digit project number. This number begins with a "1", "2" or "5" to distinguish the type of project as being either of the following:

1xxxxx	Development or Infrastructure
2xxxxx	Land Acquisition or Safety & Security
5xxxxx	OTA project or maintenance

The column headings used in the Active Projects scheduled are described below.

Type

All projects are assigned a type that describes the purpose of the project.

General - General projects include District-wide projects that benefit more than one park location or department. Examples include large equipment purchases, computer systems, generators, radio communication systems, etc.

GUIDE TO 2009 CAPITAL BUDGET SCHEDULES

Infrastructure - Infrastructure projects 1) maintain, remodel or expand facilities or 2) add or repair utilities. Planning, engineering and inspection costs are included.

Public Access – Public access projects generally improve the usage and availability of park facilities for park users. These projects include construction of new facilities for the delivery of services; improvement and development of park land; access for new and expanded facilities; construction of restrooms and sewer systems for public use; landscaping; improvements; trail development and staging areas; interpretive exhibits and centers; disabled access; camping facilities, etc.

Resource Protection - Projects within this category are oriented towards natural, cultural and historical resources and habitat conservation. Examples include wetlands rehabilitation; shoreline protection; riparian corridor protection; and replacement of ponds, etc.

Land Acquisition – Purchase of real property; preserves open space, provides trail right of way, creates new parklands, and/or extends the boundaries of existing parks.

Safety and Security - Projects associated with the initial acquisition of property; actions that are required to minimize safety hazards, protect District assets, secure the property from trespass and allow it to be efficiently held in land-bank status, until land use planning and park development can take place.

Future Operating Costs

The Active Project Schedule includes anticipated changes to future operating costs, (referred to as pipeline costs by District staff). During the project's planning stages, District staff estimate future operating costs related to the project. Pipeline costs are tracked and updated as the project nears completion. District operating costs may increase, or, decrease because of a completed project, but are only tracked and reported if staff has a reliable means to measure the anticipated change.

The Active Project Schedule detail lists pipeline costs that will require funding within the timeframe of the five-year capital improvement program budget. The pipeline detail includes:

- Anticipated First Year of Operation, which may fall between 2009 and 2013.
- Operating Fund Source, operating costs may be funded by the District General Fund, Lighting and Landscape District Fund, Measure CC property taxes, donations from other local governments, businesses, or, recreation groups.
- New revenue, if significant
- Start-Up Costs, may include vehicles, office, or, maintenance equipment.
- Personnel, new staffing required, reported as a percentage of FTE (full time equivalents) may include a combination of Park, Public Safety or Maintenance employees.
- Annual Operating Cost includes estimated recurring costs associated with staff and maintenance of the new facility.

In many cases, project improvements are to be maintained by existing staff, with no significant change to the associated park's operating budget. In that case, no future operating costs are reported with the project detail.

GUIDE TO 2009 CAPITAL BUDGET SCHEDULES

Funding Source:

Projects can be funded by a variety of revenue sources. A single project may have multiple funding sources. 2009 Active projects include eighty different funding sources. The sources that provide the greatest percentage of project funding are described below.

General Fund - Funds that are direct revenues received by the District and appropriated to a specific project. District revenues are derived from property taxes, usage fees and penalties paid to the District.

Grants - Funds granted to the District from another government or public agency. Specified uses, deadlines and matching fund requirements may vary. Four large state grants dominate our grant funding sources. A description of those grants follows:

Park & Rec Prop 12 RZH Per Capita – Roberti-Z'berg-Harris Urban Open Space and Recreation Grant Program, issued by the State of California Department of Parks and Recreation on July 1, 2001. These funds are for the acquisition and or development of high priority projects that satisfy the most urgent park and recreation needs, with emphasis on unmet needs in the most heavily populated and most economically disadvantaged areas with each jurisdiction. Projects funded by this grant must be completed by June 30, 2009. Total grant may not exceed \$4,402,775.

Park & Rec Prop 40 Per Capita– Issued by the State of California, Department of Parks and Recreation, the 2002 Resources Bond Act Per Capita Grant Program was awarded July 1, 2003 and the project performance period ends June 30, 2011. These funds are for the acquisition and development of neighborhood, community and regional parks and recreation lands and facilities. Total grant may not exceed: \$6,723,000.

Park & Rec Prop 40 RZH Per Capita – 2002 Resources Bond Act Roberti-Z'berg-Harris Block Grant Program. The project performance period is from July 1, 2003 thru June 30, 2011. These funds are for high priority projects that satisfy the most urgent park and recreation needs, with emphasis on unmet needs in the most heavily populated and most economically disadvantaged areas within each jurisdiction. Total grant may not exceed: \$4,515,460.

Park & Rec Urban Park Act – California voters passed Proposition 40, the California Clean Water, Clean Air, Safe Neighborhood Parks, and Coastal Protection Act of 2002 that authorized a program administered by the California Department of Parks and Recreation to fund grants through the Urban Park Act. The grant funds are allocated on competitive basis for areas that have a critical lack of parks and open space, shortage of youth services, significant poverty and unemployment. The project performance period is from July 1, 2003 to June 30, 2011. Total grant may not exceed: \$6,000,000.

Measure AA Bond - In 1988 voters approved a \$225 million bond initiative to fund major improvements and acquire additional park property. The District has issued all \$225 million of the authorized amount and will use the remaining proceeds for projects over the next several years.

GUIDE TO 2009 CAPITAL BUDGET SCHEDULES

Measure AA Bond Interest – Interest earned on bond proceeds held by the bond fund administrator. Bond interest may be appropriated and used to fund projects, according to a schedule, approved by the Board of Directors.

Measure CC Property Tax - In 2004, voters passed a parcel tax, Measure CC and the funding from this measure is included in this fund type. Funds from Measure CC are budgeted toward specific capital and OTA projects. Refer to the Measure CC Adopted Spending Plan, included in this section for a list of approved projects and the timeframe for completion.

Measure WW Bond – In 2008 voters approved a \$500 million bond initiative. \$375 million (75%) of Measure WW will fund the District's major improvement initiatives and the acquisition of additional park property. \$125 million (25%) will fund local agency projects through the Local Grant Program. Funds will be appropriated to various projects as approved by the Board after the issuance of bonds in 2009.

Resource Enhancement Program - Funds acquired through donation or mitigation processes, used specifically to meet the District mission to support and protect special status plant and animal species and their unique habitats. Projects must meet specific program criteria to be eligible to use these funds.

Budget at 12/31/2008

The YTD Budget (Year to Date Budget) amount is the sum of the prior year(s) appropriations and budget adjustments.

2009 Appropriations

This amount is the capital improvement budget appropriated in 2009 for new projects or additional funding for existing projects.

Total Budget

This amount represents the total budget available to the project as of January 1, 2009. It is made up of the budget at 12/31/2008 plus any 2009 appropriation.

Expend to Date (Expenditures to Date)

This amount represents the total actual expenditures plus encumbrances, posted to the project, through December 31, 2008.

Five-Year Expenditure Plan

This is an estimate of project expenditures planned over the next five year period. The estimates are prepared by project coordinators responsible for project management. This information is useful in planning cash flow, District staff time and the allocation of other resources. The five year projections are reviewed annually and updated accordingly.

Other Capital Schedules

Local AA Grant Program – An important component of the Measure AA Program was the provision of grants to other local agencies for park and recreation purposes. Of the allocations made to these jurisdictions, only \$214,153 remains to be disbursed. The 2009 budget appropriates this amount in anticipation of the remaining agencies completing projects and claiming the funds.

GUIDE TO 2009 CAPITAL BUDGET SCHEDULES

Local WW Grant Program – \$125 million (25%) of Measure WW bond initiative will provisionally fund cities, special parks and recreation districts, county service areas, and the Oakland Zoo projects. Following the issuance of bonds in 2009 the District will reimburse the agencies after their completion of park and recreation projects.

Measure CC Spending Plan – The specific projects for which the Measure CC tax have been deemed necessary are described in the Spending Plan schedule adopted by the Board of Directors on August 3, 2004. Approval of the tax was not the equivalent of approval of any specific project listed and is not a guarantee that every project listed therein will be undertaken and completed in the time frame provided in the Spending Plan. The Board of Directors holds an annual public hearing on project selections and allocations funded by the Measure CC.

2009 Inactive Projects – Projects with no planned expenditure in 2009. Often these projects are awaiting resolution of funding and may be closed in a future budget period.


Summary of Active Project Budgets by Type

Type:	Budget at 12/31/2008	2009 Approp	Total Budget	% of Active Projects
General	5,259,486	665,000	5,924,486	4.05%
Infrastructure	32,245,001	4,674,362	36,919,363	25.23%
Land Acquisition	38,400,002	4,645,000	43,045,002	29.42%
Public Access	35,270,675	2,850,000	38,120,675	26.05%
Resource Protection	19,351,849	1,278,421	20,630,270	14.10%
Safety & Security	1,677,779	-	1,677,779	1.15%
	132,204,792	14,112,783	146,317,575	100.00%

Summary of Active Project Budgets by Type - Five Year Planned Expenditures

Type:	Expend to Date	2009	2010	2011	2012/2013
General	3,731,936	1,621,426	285,299	285,822	-
Infrastructure	19,372,602	10,117,383	6,214,056	2,112,227	82,562
Land Acquisition	20,164,327	22,880,675	-	-	-
Public Access	22,257,018	6,843,170	6,910,176	1,128,048	2,798
Resource Protection	14,009,604	5,656,410	494,290	360,848	109,119
Safety & Security	668,347	1,009,433	-	-	-
	80,203,834	48,128,497	13,903,821	3,886,945	194,479

Active Project Budgets by Type



2009-2013 CAPITAL PROJECTS

PROJECT SUMMARIES

Summary of Active Project Budgets by Location

Location:	Budget at 12/31/2008	2009 Approp	Total Budget	% Active Projects
Alameda Shoreline (Naval Station)	564,285	0	564,285	0.38 %
Alvarado Wetlands	185,500	0	185,500	0.12 %
Anthony Chabot Regional Park	1,961,406	156,946	2,118,352	1.44 %
Ardenwood Regional Preserve	1,267,802	0	1,267,802	0.86 %
Bay Point Regional Shoreline	859,640	0	859,640	0.58 %
Big Break Regional Shoreline	7,616,164	0	7,616,164	5.20 %
Big Break Regional Trail	61,800	0	61,800	0.04 %
Bishop Ranch Regional Preserve	100,000	0	100,000	0.06 %
Black Diamond Regional Preserve	3,644,355	50,000	3,694,355	2.52 %
Briones Regional Park	171,984	0	171,984	0.11 %
Briones To Las Trampas Regional Trail	61,129	0	61,129	0.04 %
Brushy Peak Regional Preserve	864,979	0	864,979	0.59 %
Brushy Peak To Del Valle Trail	70,000	0	70,000	0.04 %
Brushy Peak To Del Valle Trail	50,000	0	50,000	0.03 %
California Riding & Hiking Regional Trail	74,500	0	74,500	0.05 %
Camp Arroyo Recreation Area	714,909	0	714,909	0.48 %
Carquinez Strait Regional Shoreline	1,402,323	0	1,402,323	0.95 %
Castle Rock Regional Recreation Area	324,993	0	324,993	0.22 %
Claremont Canyon Regional Preserve	179,000	0	179,000	0.12 %
Contra Loma Regional Park	467,215	0	467,215	0.31 %
Coyote Hills Regional Park	282,698	0	282,698	0.19 %
Crockett Hills Regional Park	103,127	0	103,127	0.07 %
Crown Regional Shoreline	2,595,911	0	2,595,911	1.77 %
Del Valle Regional Park	2,635,461	0	2,635,461	1.80 %
Del Valle To Shadow Cliffs Regional Trail	203,888	0	203,888	0.13 %
Delta Landbank	322,000	0	322,000	0.22 %
Diablo Foothills Regional Park	151,946	0	151,946	0.10 %
District Wide	42,646,330	9,940,153	52,586,483	35.93 %
Don Castro Regional Recreation Area	1,279,975	0	1,279,975	0.87 %
Dry Creek Pioneer Regional Park	1,383,862	0	1,383,862	0.94 %
Dublin Hills Regional Park	166,723	0	166,723	0.11 %
Eastshore State Park	10,587,500	110,000	10,697,500	7.31 %
Garin Regional Park	694,698	5,000	699,698	0.47 %
Hayward Regional Shoreline	6,472,350	5,000	6,477,350	4.42 %
Hayward Shoreline To Coyote Hills Trail	1,102,438	0	1,102,438	0.75 %
Iron Horse Regional Trail	885,000	0	885,000	0.60 %
Kennedy Grove Regional Recreation Area	436,502	102,120	538,622	0.36 %
Lafayette/Moraga Regional Trail	37,265	0	37,265	0.02 %
Lake Chabot Regional Park	279,686	0	279,686	0.19 %
Las Trampas Regional Wilderness	936,907	0	936,907	0.64 %
Las Trampas To Mt. Diablo Regional Trail	225,000	0	225,000	0.15 %
Little Hills Regional Recreation Area	646,934	0	646,934	0.44 %
Livermore Area Recreation & Park District	899,752	0	899,752	0.61 %
Martin Luther King Jr. Regional Shoreline	6,671,681	2,000,824	8,672,505	5.92 %
Martinez Regional Shoreline	486,755	0	486,755	0.33 %
Miller/Knox Regional Shoreline	454,218	109,960	564,178	0.38 %
Mission Peak Regional Preserve	22,953	0	22,953	0.01 %
Morgan Territory Regional Preserve	314,863	5,000	319,863	0.21 %

2009-2013 CAPITAL PROJECTS

PROJECT SUMMARIES

Summary of Active Project Budgets by Location

Location:	Budget at 12/31/2008	2009 Approp	Total Budget	% Active Projects
Niles Canyon Regional Trail	25,000	0	25,000	0.01 %
Oyster Bay Regional Shoreline	1,135,321	0	1,135,321	0.77 %
Pleasanton Ridge Regional Park	1,825,519	0	1,825,519	1.24 %
Point Isabel Regional Shoreline	865,500	0	865,500	0.59 %
Point Pinole Regional Shoreline	11,443,689	125,580	11,569,269	7.90 %
Quarry Lakes Regional Recreation Area	100,000	0	100,000	0.06 %
Redwood Regional Park	2,923,685	0	2,923,685	2.00 %
North Richmond Wetlands	350,000	0	350,000	0.23 %
Roberts Regional Recreation Area	878,201	31,080	909,281	0.62 %
Round Valley Regional Preserve	303,800	0	303,800	0.20 %
San Pablo Bay Regional Shoreline	1,181,500	0	1,181,500	0.80 %
Shadow Cliffs Regional Recreation Area	386,491	60,000	446,491	0.30 %
Sibley Volcanic Regional Preserve	767,359	46,620	813,979	0.55 %
Sunol Regional Wilderness	444,020	0	444,020	0.30 %
Sycamore Valley Regional Preserve	218,775	0	218,775	0.14 %
Temescal Regional Recreation Area	393,301	0	393,301	0.26 %
Tilden Regional Park	3,367,854	450,000	3,817,854	2.60 %
Vargas Plateau Regional Park	411,958	0	411,958	0.28 %
Vasco Caves Regional Preserve	707,495	0	707,495	0.48 %
Wildcat Canyon Regional Park	856,931	914,500	1,771,431	1.21 %
Wildcat Creek Regional Trail	49,970	0	49,970	0.03 %
	132,204,792	14,112,783	146,317,575	100.00 %

2009-2013 CAPITAL PROJECTS

PROJECT SUMMARIES

Summary of Active Project Budgets by Funding Source

Funding Source:	Budget at 12/31/2008	2009 Approp	Total Budget	% Active Projects
Ala Co Tran Imprv Auth Meas B	685,000	0	685,000	0.46 %
Alameda County Birds of Prey	16,000	0	16,000	0.01 %
Altamont Ed Advisory Board	50,000	0	50,000	0.03 %
Altamont Landfil Open Spc Comm	200,000	0	200,000	0.13 %
Assoc Of Bay Area Governments	437,469	0	437,469	0.29 %
Bay Area Ridge Trail Council	55,000	0	55,000	0.03 %
CA Coastal Conservancy	4,110,656	0	4,110,656	2.80 %
CA Energy Commission	379,995	0	379,995	0.25 %
CALTRANS	5,540,814	0	5,540,814	3.78 %
CC Trans Authority Trails Prog	842,192	0	842,192	0.57 %
Calif Dept Boating Waterways	192,955	0	192,955	0.13 %
Center Biological Diversity	29,698	0	29,698	0.02 %
City of Dublin COOP	47,500	0	47,500	0.03 %
City of Pleasanton Coop	47,500	0	47,500	0.03 %
City of Richmond	1,455,510	0	1,455,510	0.99 %
Coastal Cons Designated 2000	522,050	0	522,050	0.35 %
Concession Maint Fnd for Maint	123,037	0	123,037	0.08 %
Concession Maint Fnd for Promo	31,998	0	31,998	0.02 %
Contra Costa Co Water District	10,000	0	10,000	0.00 %
Contra Costa County	30,000	0	30,000	0.02 %
County of Alameda	25,900	0	25,900	0.01 %
DWR Designated 2000	1,900,000	0	1,900,000	1.29 %
Designated for Land Fund	3,583,418	1,550,000	5,133,418	3.50 %
Developer Grants	202,500	0	202,500	0.13 %
Disaster Recovery FR:GF 2791	300,000	0	300,000	0.20 %
District Land Exchange Account	35,350	0	35,350	0.02 %
East Bay Community Foundation	5,000	0	5,000	0.00 %
FEMA DR-1628 Large Prj >57,500	2,162,776	0	2,162,776	1.47 %
FEMA DR-1628 Small Projects	708,027	0	708,027	0.48 %
FEMA Predisaster Mitigation	580,400	0	580,400	0.39 %
FHWA ISTE(A)TIP)DEV	1,250,000	0	1,250,000	0.85 %
Fireman's Fund Heritage Grant	25,000	0	25,000	0.01 %
GF-Livermore Area Recreation	1,058,232	0	1,058,232	0.72 %
General Chemical RWQCB SEP	30,000	0	30,000	0.02 %
General Fund	30,220,891	5,915,153	36,136,044	24.69 %
Greenways Trail Program	1,000	0	1,000	0.00 %
Habitat Conservation Fund	200,000	0	200,000	0.13 %
In Kind Services	75,000	0	75,000	0.05 %
Insured Loss Reimbursement	533,972	0	533,972	0.36 %
Integrated Waste Management	200,000	0	200,000	0.13 %
LOSP Prop 12	2,081,461	0	2,081,461	1.42 %
Land & Water Conservation Fund	389,958	0	389,958	0.26 %
Land Funds From Developers	450,000	0	450,000	0.30 %
Land Funds Private Party	221,000	0	221,000	0.15 %
Land-Habitat Conservation Plan	319,400	0	319,400	0.21 %
MTC	950,000	0	950,000	0.64 %
Measure AA Bond	22,783,415	2,405,000	25,188,415	17.21 %
Measure AA Bond Interest	7,200,314	690,000	7,890,314	5.39 %

2009-2013 CAPITAL PROJECTS

PROJECT SUMMARIES

Summary of Active Project Budgets by Funding Source

Funding Source:	Budget at 12/31/2008	2009 Approp	Total Budget	% Active Projects
Measure AA Local Grant	11,129	0	11,129	0.00 %
Measure CC Property Tax	5,955,861	3,422,630	9,378,491	6.40 %
Miscellaneous	45,000	0	45,000	0.03 %
Muir Heritage Land Trust	80,000	0	80,000	0.05 %
NPS Challenge Cost Share	10,600	0	10,600	0.00 %
Nat'l Oceanic & Atmospheric Ad	30,000	0	30,000	0.02 %
Oakland Rotary Club	326,500	0	326,500	0.22 %
Park & Rec Designated 2000	1,889,000	0	1,889,000	1.29 %
Park & Rec Healthy Community	1,000,000	0	1,000,000	0.68 %
Park & Rec Prop 12 Per Capita	2,101,110	0	2,101,110	1.43 %
Park & Rec Prop 12 RZH Per Cap	2,226,951	0	2,226,951	1.52 %
Park & Rec Prop 40 Per Capita	2,221,605	0	2,221,605	1.51 %
Park & Rec Prop 40 RZH Per Cap	4,318,352	0	4,318,352	2.95 %
Park & Rec Urban Park Act	6,000,000	0	6,000,000	4.10 %
Park & Rec Youth Soccer	1,000,000	0	1,000,000	0.68 %
Private Party Grants	333,282	0	333,282	0.22 %
Proceeds from Debt Incurred	3,558,000	0	3,558,000	2.43 %
Radio Unica	7,500	0	7,500	0.00 %
Recreational Equipment Inc	12,500	0	12,500	0.00 %
Regional Parks Foundation	1,046,206	0	1,046,206	0.71 %
Resource Enhancement Program	1,191,799	130,000	1,321,799	0.90 %
River Parkways/Resources Agency	1,495,000	0	1,495,000	1.02 %
SHOPP TEA	398,000	0	398,000	0.27 %
San Francisco Water Dist/PUC	25,000	0	25,000	0.01 %
Save Mt. Diablo Donation	20,000	0	20,000	0.01 %
TEA: Rec. Trails Program	415,000	0	415,000	0.28 %
Two City Lighting & Landscape	10,000	0	10,000	0.00 %
U.S. Fish & Wildlife Service	116,000	0	116,000	0.07 %
Wildlife Conservation Board	4,060,000	0	4,060,000	2.77 %
	<u>132,204,792</u>	<u>14,112,783</u>	<u>146,317,575</u>	<u>100.00 %</u>

Alameda Shoreline (Naval Station)

Project: 100200

Description: Site improvements: Beach restoration work.

Managed By: Design & Construction

Type: Public access

Operating Impact: No changes to revenue or costs anticipated.

Funding Source:	Budget at 12/31/2008	2009 Approp	Total Budget
Measure AA Bond	147,017	0	147,017
Project Total:	<u>147,017</u>	<u>0</u>	<u>147,017</u>

5 Year Expenditure Plan	Expend to Date	2009	2010	2011	2012/2013
	47,152	0	99,865	0	0

Project: 129400

Description: Continue phase 1 improvements. Develop half mile segment of Bay Trail at Alameda Point, from Encinal High School to the Uss Hornet. Clean-up, site security and construction of a segment of the Bay Trail (Triangle Parcel).

Managed By: Design & Construction

Type: Public access

Operating Impact: No changes to revenue or costs anticipated.

Funding Source:	Budget at 12/31/2008	2009 Approp	Total Budget
Measure AA Bond	102,982	0	102,982
General Fund	64,285	0	64,285
Park & Rec Prop 12 Per Capita	100,000	0	100,000
Park & Rec Prop 12 RZH Per Cap	150,000	0	150,000
Project Total:	<u>417,267</u>	<u>0</u>	<u>417,267</u>

5 Year Expenditure Plan	Expend to Date	2009	2010	2011	2012/2013
	383,254	34,013	0	0	0

Alvarado Wetlands

Project: 142900

Description: Complete segment of Bay Trail from existing CalTrans Highway 92 overcrossing to Bay Trail segment at Eden Landing Ecological Reserve.

Managed By: Design & Construction

Type: Public access

Operating Impact: No new operating costs are expected.

Funding Source:	Budget at 12/31/2008	2009 Approp	Total Budget
Measure AA Bond	98,000	0	98,000
Assoc Of Bay Area Governments	87,500	0	87,500
Project Total:	<u>185,500</u>	<u>0</u>	<u>185,500</u>

5 Year Expenditure Plan	Expend to Date	2009	2010	2011	2012/2013
	115,981	0	0	69,519	0

2009-2013 CAPITAL PROJECTS

ACTIVE PROJECTS

Anthony Chabot Regional Park

Project: 120300

Description: South County equipment shop upgrade.

Managed By: Maintenance

Type: Infrastructure

Operating Impact: No changes to revenue or costs anticipated.

Funding Source:	Budget at 12/31/2008	2009 Approp	Total Budget
General Fund	1,307,000	0	1,307,000
Project Total:	<u>1,307,000</u>	<u>0</u>	<u>1,307,000</u>

5 Year Expenditure Plan	Expend to Date	2009	2010	2011	2012/2013
	0	300,000	1,007,000	0	0

Project: 121200

Description: Renovate the electric utilities.

Managed By: Maintenance

Type: Infrastructure

Operating Impact: No changes to revenue or costs anticipated.

Funding Source:	Budget at 12/31/2008	2009 Approp	Total Budget
General Fund	134,000	0	134,000
Project Total:	<u>134,000</u>	<u>0</u>	<u>134,000</u>

5 Year Expenditure Plan	Expend to Date	2009	2010	2011	2012/2013
	63,508	0	70,492	0	0

Project: 150000

Description: Connect Chabot Stable to nearby municipal sewer to eliminate pumpouts.

Managed By: Design & Construction

Type: Infrastructure

Operating Impact: No changes to revenue or costs anticipated.

Funding Source:	Budget at 12/31/2008	2009 Approp	Total Budget
Measure CC Property Tax	0	124,320	124,320
Project Total:	<u>0</u>	<u>124,320</u>	<u>124,320</u>

5 Year Expenditure Plan	Expend to Date	2009	2010	2011	2012/2013
	0	120,000	4,320	0	0

2009-2013 CAPITAL PROJECTS

ACTIVE PROJECTS

Anthony Chabot Regional Park - continued

Project: 541200

Description: Create fuel break to reduce wildfire hazard.

Managed By: Fire Dept

Type: Resource protection

Operating Impact: No changes to revenue or costs anticipated.

Funding Source:	Budget at 12/31/2008	2009 Approp	Total Budget
Measure CC Property Tax	156,337	32,626	188,963
Project Total:	<u>156,337</u>	<u>32,626</u>	<u>188,963</u>

5 Year Expenditure Plan	Expend to Date	2009	2010	2011	2012/2013
	160,231	28,732	0	0	0

Project: 541201

Description: Clear brush at Skyline Ranch along residential boundary by using hand crews to remove French broom, cut coyote brush & other shrubs on .70 acre. Vegetation within 120ft of horse barn would also be modified. Cut materials would be used as mulch or piled for burning.

Managed By: Fire Dept

Type: Resource protection

Operating Impact: No changes to revenue or costs anticipated.

Funding Source:	Budget at 12/31/2008	2009 Approp	Total Budget
FEMA Predisaster Mitigation	22,484	0	22,484
Measure CC Property Tax	8,327	0	8,327
Project Total:	<u>30,811</u>	<u>0</u>	<u>30,811</u>

5 Year Expenditure Plan	Expend to Date	2009	2010	2011	2012/2013
	8,539	22,272	0	0	0

Project: 541202

Description: Clear brush & pines from City Stables to City Line Reservoir 1 acre by using hand labor to cut brush & trees, which would be piled and burned.

Managed By: Fire Dept

Type: Resource protection

Operating Impact: No changes to revenue or costs anticipated.

Funding Source:	Budget at 12/31/2008	2009 Approp	Total Budget
FEMA Predisaster Mitigation	19,155	0	19,155
Measure CC Property Tax	7,095	0	7,095
Project Total:	<u>26,250</u>	<u>0</u>	<u>26,250</u>

5 Year Expenditure Plan	Expend to Date	2009	2010	2011	2012/2013
2009 Adopted Budget	37,514	98	0	East Bay Regional Park District	0

2009-2013 CAPITAL PROJECTS

ACTIVE PROJECTS

Anthony Chabot Regional Park - continued

Project: 541203

Description: Clear brush from Parkridge Estates & A.Chabot residential boundary 4 acres by using hand labor to cut brush, then piled for removal, burning or scattered on site.

Managed By: Fire Dept

Type: Resource protection

Operating Impact: No changes to revenue or costs anticipated.

Funding Source:	Budget at 12/31/2008	2009 Approp	Total Budget
FEMA Predisaster Mitigation	42,128	0	42,128
Measure CC Property Tax	15,606	0	15,606
Project Total:	<u>57,734</u>	<u>0</u>	<u>57,734</u>

5 Year Expenditure Plan	Expend to Date	2009	2010	2011	2012/2013
	<u>52,747</u>	<u>4,987</u>	<u>0</u>	<u>0</u>	<u>0</u>

Project: 541204

Description: Fuel Break Management

Managed By: Fire Dept

Type: Resource protection

Operating Impact: No changes to revenue or costs anticipated.

Funding Source:	Budget at 12/31/2008	2009 Approp	Total Budget
FEMA Predisaster Mitigation	29,188	0	29,188
Measure CC Property Tax	10,812	0	10,812
Project Total:	<u>40,000</u>	<u>0</u>	<u>40,000</u>

5 Year Expenditure Plan	Expend to Date	2009	2010	2011	2012/2013
	<u>0</u>	<u>40,000</u>	<u>0</u>	<u>0</u>	<u>0</u>

Project: 541300

Description: Create fuel break to reduce wildfire hazard

Managed By: Fire Dept

Type: Resource protection

Operating Impact: No changes to revenue or costs anticipated.

Funding Source:	Budget at 12/31/2008	2009 Approp	Total Budget
Measure CC Property Tax	209,273	0	209,273
Project Total:	<u>209,273</u>	<u>0</u>	<u>209,273</u>

5 Year Expenditure Plan	Expend to Date	2009	2010	2011	2012/2013
	<u>149,080</u>	<u>60,193</u>	<u>0</u>	<u>0</u>	<u>0</u>

2009-2013 CAPITAL PROJECTS

ACTIVE PROJECTS

Ardenwood Regional Preserve

Project: 129600

Description: Determine and address the final disposition of the Brown House.

Managed By: Design & Construction

Type: Resource protection

Operating Impact: No changes to revenue or costs anticipated.

Funding Source:	Budget at 12/31/2008	2009 Approp	Total Budget
Park & Rec Prop 40 Per Capita	200,000	0	200,000
Project Total:	<u>200,000</u>	<u>0</u>	<u>200,000</u>

5 Year Expenditure Plan	Expend to Date	2009	2010	2011	2012/2013
	5,322	0	194,678	0	0

Project: 129700

Description: Replace five chemical toilets at Deer Park with ten-unit restroom.

Managed By: Design & Construction

Type: Infrastructure

Operating Impact: No changes to revenue or costs anticipated.

Funding Source:	Budget at 12/31/2008	2009 Approp	Total Budget
General Fund	556,480	0	556,480
Project Total:	<u>556,480</u>	<u>0</u>	<u>556,480</u>

5 Year Expenditure Plan	Expend to Date	2009	2010	2011	2012/2013
	559,324	0	0	0	0

Project: 134300

Description: Replacement of beverage concession stand at Deer Park and lateral sewer line connection.

Managed By: Design & Construction

Type: Infrastructure

Operating Impact: No changes to revenue or costs anticipated.

Funding Source:	Budget at 12/31/2008	2009 Approp	Total Budget
General Fund	97,000	0	97,000
Insured Loss Reimbursement	414,322	0	414,322
Project Total:	<u>511,322</u>	<u>0</u>	<u>511,322</u>

5 Year Expenditure Plan	Expend to Date	2009	2010	2011	2012/2013
	408,446	102,876	0	0	0

2009-2013 CAPITAL PROJECTS

ACTIVE PROJECTS

Bay Point Regional Shoreline

Project: 138601

Description: Install fencing.

Managed By: Park Operations

Type: Resource protection

Operating Impact: No changes to revenue or costs anticipated.

Funding Source:	Budget at 12/31/2008	2009 Approp	Total Budget
General Chemical RWQCB SEP	30,000	0	30,000
Project Total:	<u>30,000</u>	<u>0</u>	<u>30,000</u>

5 Year Expenditure Plan	Expend to Date	2009	2010	2011	2012/2013
	16,337	13,663	0	0	0

Project: 142200

Description: Develop new staging area with access road improvements, security lighting and public amenities.

Managed By: Design & Construction

Type: Public access

Operating Impact: No changes to revenue or costs anticipated.

Funding Source:	Budget at 12/31/2008	2009 Approp	Total Budget
Measure AA Bond	245,000	0	245,000
General Fund	480,000	0	480,000
Project Total:	<u>725,000</u>	<u>0</u>	<u>725,000</u>

5 Year Expenditure Plan	Expend to Date	2009	2010	2011	2012/2013
	651,768	21,780	51,452	0	0

Project: 213901

Description: Farrell property.

Managed By: Land

Type: Safety & security

Operating Impact: No changes to revenue or costs anticipated.

Funding Source:	Budget at 12/31/2008	2009 Approp	Total Budget
Measure AA Bond	104,640	0	104,640
Project Total:	<u>104,640</u>	<u>0</u>	<u>104,640</u>

5 Year Expenditure Plan	Expend to Date	2009	2010	2011	2012/2013
	2,994	101,646	0	0	0

Big Break Regional Shoreline

Project: 104800

Description: Phase I. Develop plans for Delta Discovery Experience and Delta Science Center at Big Break.

Managed By: Design & Construction

Type: Public access

Operating Impact: No changes to revenue or costs anticipated.

Funding Source:	Budget at 12/31/2008	2009 Approp	Total Budget
Measure AA Bond	400,000	0	400,000
Wildlife Conservation Board	500,000	0	500,000
DWR Designated 2000	200,000	0	200,000
Project Total:	<u>1,100,000</u>	<u>0</u>	<u>1,100,000</u>

5 Year Expenditure Plan	Expend to Date	2009	2010	2011	2012/2013
	1,079,124	20,876	0	0	

Project: 104801

Description: Phase I: Construct electrical and communication utilities. Phase II: Construct access road, staging area improvements and utilities. Phase III: Construct Delta Science Center building, utility connections and site improvements.

Managed By: Design & Construction

Type: Public access

Operating Impact: No changes to revenue or costs anticipated.

Funding Source:	Budget at 12/31/2008	2009 Approp	Total Budget
Park & Rec Designated 2000	1,889,000	0	1,889,000
DWR Designated 2000	1,700,000	0	1,700,000
Project Total:	<u>3,589,000</u>	<u>0</u>	<u>3,589,000</u>

5 Year Expenditure Plan	Expend to Date	2009	2010	2011	2012/2013
	3,567,540	21,460	0	0	0

Big Break Regional Shoreline - continued

Project: 104802

Description: Construct shade pavillions and install interpretive displays of the Sacramento Delta to develop the Delta Discovery Experience on 16 acres of a former barge disposal site. Provide a restroom and picnic area as support for recreational opportunities on the larger trail system. Phase IV: Construct Delta Discovery Experience interpretive improvements with access road, parking lot expansion and improved crossing between wetland areas.

Managed By: Design & Construction

Type: Public access

Operating Impact: No changes to revenue or costs anticipated.

Funding Source:	Budget at 12/31/2008	2009 Approp	Total Budget
CA Coastal Conservancy	400,000	0	400,000
River Parkways/Resources Agency	1,495,000	0	1,495,000
Project Total:	<u>1,895,000</u>	<u>0</u>	<u>1,895,000</u>

5 Year Expenditure Plan	Expend to Date	2009	2010	2011	2012/2013
	95,832	896,049	903,119	0	0

2009-2013 CAPITAL PROJECTS

ACTIVE PROJECTS

Big Break Regional Shoreline - continued

Project: 137700

Description: Develop a pedestrian bridge over the Contra Costa flood control channel with a trail connection east to Piper Lane.

Managed By: Design & Construction

Type: Infrastructure

Operating Impact: No changes to revenue or costs anticipated.

Funding Source:	Budget at 12/31/2008	2009 Approp	Total Budget
TEA: Rec. Trails Program	200,000	0	200,000
Land & Water Conservation Fund	202,980	0	202,980
CC Trans Authority Trails Prog	350,940	0	350,940
Park & Rec Prop 40 Per Capita	200,000	0	200,000
Project Total:	<u>953,920</u>	<u>0</u>	<u>953,920</u>

5 Year Expenditure Plan	Expend to Date	2009	2010	2011	2012/2013
	649,800	20,139	181,254	102,727	0

Project: 200201

Description: Clean-up Lauritzen property.

Managed By: Land

Type: Safety & security

Operating Impact: No changes to revenue or costs anticipated.

Funding Source:	Budget at 12/31/2008	2009 Approp	Total Budget
Measure AA Bond	78,244	0	78,244
Project Total:	<u>78,244</u>	<u>0</u>	<u>78,244</u>

5 Year Expenditure Plan	Expend to Date	2009	2010	2011	2012/2013
	60,719	17,525	0	0	0

Big Break Regional Trail

Project: 223500

Description: Hoffman Company property.

Managed By: Land

Type: Land acquisition

Operating Impact: No changes to revenue or costs anticipated.

Funding Source:	Budget at 12/31/2008	2009 Approp	Total Budget
Measure AA Bond	58,000	0	58,000
Project Total:	<u>58,000</u>	<u>0</u>	<u>58,000</u>

5 Year Expenditure Plan	Expend to Date	2009	2010	2011	2012/2013
	43,600	14,400	0	0	0

Project: 223501

Description: Safety and security improvements to the Hoffman property.

Managed By: Land

Type: Safety & security

Operating Impact: No changes to revenue or costs anticipated.

Funding Source:	Budget at 12/31/2008	2009 Approp	Total Budget
Measure AA Bond	3,800	0	3,800
Project Total:	<u>3,800</u>	<u>0</u>	<u>3,800</u>

5 Year Expenditure Plan	Expend to Date	2009	2010	2011	2012/2013
	0	3,800	0	0	0

Bishop Ranch Regional Preserve

Project: 115300

Description: Build boundary fence.

Managed By: Grazing Dept

Type: Resource protection

Operating Impact: No changes to revenue or costs anticipated.

Funding Source:		Budget at 12/31/2008	2009 Approp	Total Budget	
Measure AA Bond		100,000	0	100,000	
Project Total:		<u>100,000</u>	<u>0</u>	<u>100,000</u>	
5 Year Expenditure Plan	Expend to Date	2009	2010	2011	2012/2013
	61,056	38,944	0	0	0

2009-2013 CAPITAL PROJECTS

ACTIVE PROJECTS

Black Diamond Regional Preserve

Project: 101200

Description: Develop museum to archive Black Diamond Mine memorabilia and artifacts.

Managed By: Park Operations

Type: Public access

Operating Impact: No changes to revenue or costs anticipated.

Funding Source:		Budget at 12/31/2008	2009 Approp	Total Budget	
General Fund		70,000	0	70,000	
Project Total:		<u>70,000</u>	<u>0</u>	<u>70,000</u>	
5 Year Expenditure Plan	Expend to Date	2009	2010	2011	2012/2013
	5,900	64,100	0	0	0

Project: 115501

Description: Plant trees to improve park.

Managed By: Park Operations

Type: Infrastructure

Operating Impact: No changes to revenue or costs anticipated.

Funding Source:		Budget at 12/31/2008	2009 Approp	Total Budget	
Developer Grants		50,000	0	50,000	
Project Total:		<u>50,000</u>	<u>0</u>	<u>50,000</u>	
5 Year Expenditure Plan	Expend to Date	2009	2010	2011	2012/2013
	48,937	1,063	0	0	0

Project: 120400

Description: Rehabilitate the Rose Hill Cemetery.

Managed By: Park Operations

Type: Public access

Operating Impact: No changes to revenue or costs anticipated.

Funding Source:		Budget at 12/31/2008	2009 Approp	Total Budget	
Measure AA Bond		20,000	0	20,000	
Coastal Cons Designated 2000		29,550	0	29,550	
Project Total:		<u>49,550</u>	<u>0</u>	<u>49,550</u>	
5 Year Expenditure Plan	Expend to Date	2009	2010	2011	2012/2013
	43,752	1,000	1,000	1,000	2,798

2009-2013 CAPITAL PROJECTS

ACTIVE PROJECTS

Black Diamond Regional Preserve - continued

Project: 121000

Description: Secure the old mine shaft on park land.

Managed By: Park Operations

Type: Resource protection

Operating Impact: No changes to revenue or costs anticipated.

Funding Source:	Budget at 12/31/2008	2009 Approp	Total Budget
General Fund	304,758	0	304,758
FEMA DR-1628 Large Prj >57,500	195,906	0	195,906
Project Total:	<u>500,664</u>	<u>0</u>	<u>500,664</u>

5 Year Expenditure Plan	Expend to Date	2009	2010	2011	2012/2013
	132,759	367,905	0	0	0

Project: 121100

Description: Survey, engineer, review, construct, manage and inspect historic mine development.

Managed By: Park Operations

Type: Public access

Operating Impact: No changes to revenue or costs anticipated.

Funding Source:	Budget at 12/31/2008	2009 Approp	Total Budget
Measure AA Bond	162,768	0	162,768
General Fund	138,017	0	138,017
Coastal Cons Designated 2000	492,500	0	492,500
Project Total:	<u>793,285</u>	<u>0</u>	<u>793,285</u>

5 Year Expenditure Plan	Expend to Date	2009	2010	2011	2012/2013
	746,851	46,434	0	0	0

Project: 144300

Description: Repair the Sommersville Road.

Managed By: Maintenance

Type: Infrastructure

Operating Impact: No changes to revenue or costs anticipated.

Funding Source:	Budget at 12/31/2008	2009 Approp	Total Budget
FEMA DR-1628 Large Prj >57,500	161,350	0	161,350
Project Total:	<u>161,350</u>	<u>0</u>	<u>161,350</u>

5 Year Expenditure Plan	Expend to Date	2009	2010	2011	2012/2013
	144,180	17,170	0	0	0

2009-2013 CAPITAL PROJECTS

ACTIVE PROJECTS

Black Diamond Regional Preserve - continued

Project: 144700

Description: Wetland restoration of Lentzner Springs.

Managed By: Design & Construction

Type: Resource protection

Operating Impact: No changes to revenue or costs anticipated.

Funding Source:	Budget at 12/31/2008	2009 Approp	Total Budget
General Fund	10,400	0	10,400
Land-Habitat Conservation Plan	94,400	0	94,400
Project Total:	<u>104,800</u>	<u>0</u>	<u>104,800</u>

5 Year Expenditure Plan	<u>Expend to Date</u>	<u>2009</u>	<u>2010</u>	<u>2011</u>	<u>2012/2013</u>
	99,560	5,240	0	0	0

Project: 172000

Description: Historic Site Assessment and Restoration Project.

Managed By: Park Operations

Type: General

Operating Impact: No changes to revenue or costs anticipated.

Funding Source:	Budget at 12/31/2008	2009 Approp	Total Budget
General Fund	25,000	0	25,000
Project Total:	<u>25,000</u>	<u>0</u>	<u>25,000</u>

5 Year Expenditure Plan	<u>Expend to Date</u>	<u>2009</u>	<u>2010</u>	<u>2011</u>	<u>2012/2013</u>
	0	25,000	0	0	0

Project: 208501

Description: Clayton Ranch prep.

Managed By: Land

Type: Safety & security

Operating Impact: Anticipated First Year Of Operation: 2012

Operating Fund Source: General Fund

New Revenue: \$0 Start Up Cost: \$40,000

Personnel: 1.09 FTE Annual Operating Cost:\$168,745

Funding Source:	Budget at 12/31/2008	2009 Approp	Total Budget
Measure AA Bond Interest	122,182	0	122,182
Project Total:	<u>122,182</u>	<u>0</u>	<u>122,182</u>

5 Year Expenditure Plan	<u>Expend to Date</u>	<u>2009</u>	<u>2010</u>	<u>2011</u>	<u>2012/2013</u>
	57,337	64,845	0	0	0

2009-2013 CAPITAL PROJECTS

ACTIVE PROJECTS

Black Diamond Regional Preserve - continued

Project: 214901

Description: Safety & Security for Seeno Property.

Managed By: Land

Type: Land acquisition

Operating Impact: No changes to revenue or costs anticipated.

Funding Source:	Budget at 12/31/2008	2009 Approp	Total Budget
Resource Enhancement Program	50,000	0	50,000
Project Total:	<u>50,000</u>	<u>0</u>	<u>50,000</u>

5 Year Expenditure Plan	Expend to Date	2009	2010	2011	2012/2013
	0	50,000	0	0	0

Project: 215200

Description: Save Mt. Diablo Property-Chaparral Spring.

Managed By: Land

Type: Land acquisition

Operating Impact: No changes to revenue or costs anticipated.

Funding Source:	Budget at 12/31/2008	2009 Approp	Total Budget
Measure AA Bond	9,165	0	9,165
Measure AA Bond Interest	6,335	0	6,335
CA Coastal Conservancy	1,400,000	0	1,400,000
Project Total:	<u>1,415,500</u>	<u>0</u>	<u>1,415,500</u>

5 Year Expenditure Plan	Expend to Date	2009	2010	2011	2012/2013
	1,413,959	1,541	0	0	0

Project: 215201

Description: Chaparral Spring safety and security. Funds will be used for fencing and clean-up of the acquired property.

Managed By: Land

Type: Safety & security

Operating Impact: No changes to revenue and cost anticipated.

Funding Source:	Budget at 12/31/2008	2009 Approp	Total Budget
Measure AA Bond Interest	32,000	0	32,000
Project Total:	<u>32,000</u>	<u>0</u>	<u>32,000</u>

5 Year Expenditure Plan	Expend to Date	2009	2010	2011	2012/2013
	0	32,000	0	0	0

2009-2013 CAPITAL PROJECTS

ACTIVE PROJECTS

Black Diamond Regional Preserve - continued

Project: 234400

Description: Land Acquisition

Managed By: Land

Type: Land acquisition

Operating Impact: No changes to revenue or costs anticipated.

Funding Source:	Budget at 12/31/2008	2009 Approp	Total Budget
Measure AA Bond Interest	35,000	0	35,000
Project Total:	<u>35,000</u>	<u>0</u>	<u>35,000</u>

5 Year Expenditure Plan	Expend to Date	2009	2010	2011	2012/2013
	17,018	17,982	0	0	0

Project: 508800

Description: Manage and monitor the maintenance after construction.

Managed By: Land

Type: Resource protection

Operating Impact: No changes to revenue or costs anticipated.

Funding Source:	Budget at 12/31/2008	2009 Approp	Total Budget
Land-Habitat Conservation Plan	25,000	0	25,000
Project Total:	<u>25,000</u>	<u>0</u>	<u>25,000</u>

5 Year Expenditure Plan	Expend to Date	2009	2010	2011	2012/2013
	0	25,000	0	0	0

Project: 521000

Description: Black Diamond Mine requires ongoing repairs to keep public access safe. Funds from this project are used to secure mine shafts and fissures that occur unpredictably.

Managed By: Park Operations

Type: Public access

Operating Impact: No changes to revenue or costs anticipated.

Funding Source:	Budget at 12/31/2008	2009 Approp	Total Budget
General Fund	50,000	50,000	100,000
Project Total:	<u>50,000</u>	<u>50,000</u>	<u>100,000</u>

5 Year Expenditure Plan	Expend to Date	2009	2010	2011	2012/2013
	4,457	0	95,543	0	0

2009-2013 CAPITAL PROJECTS

ACTIVE PROJECTS

Black Diamond Regional Preserve - continued

Project: 544700

Description: Repair ford; lower Oil Canyon Trail.

Managed By: Maintenance

Type: Public access

Operating Impact: No changes to revenue or costs anticipated.

Funding Source:	Budget at 12/31/2008	2009 Approp	Total Budget
FEMA DR-1628 Small Projects	17,239	0	17,239
Project Total:	<u>17,239</u>	<u>0</u>	<u>17,239</u>

5 Year Expenditure Plan	Expend to Date	2009	2010	2011	2012/2013
	13,873	3,366	0	0	0

Project: 545100

Description: Repair slide; culvert, lower Oil Canyon.

Managed By: Maintenance

Type: Public access

Operating Impact: No changes to revenue or costs anticipated.

Funding Source:	Budget at 12/31/2008	2009 Approp	Total Budget
FEMA DR-1628 Small Projects	6,343	0	6,343
Project Total:	<u>6,343</u>	<u>0</u>	<u>6,343</u>

5 Year Expenditure Plan	Expend to Date	2009	2010	2011	2012/2013
	4,279	2,064	0	0	0

Project: 546400

Description: Repair crib wall failure near entrance to Hazel-Atlas Mine.

Managed By: Design & Construction

Type: Infrastructure

Operating Impact: No changes to revenue or costs anticipated.

Funding Source:	Budget at 12/31/2008	2009 Approp	Total Budget
FEMA DR-1628 Large Prj >57,500	127,080	0	127,080
Project Total:	<u>127,080</u>	<u>0</u>	<u>127,080</u>

5 Year Expenditure Plan	Expend to Date	2009	2010	2011	2012/2013
	145,671	0	0	0	0

Black Diamond Regional Preserve - continued

Project: 546700

Description: Repair culvert along the Stewartville trail.

Managed By: Maintenance

Type: Public access

Operating Impact: No changes to revenue or costs anticipated.

Funding Source:		Budget at 12/31/2008	2009 Approp	Total Budget		
FEMA DR-1628 Small Projects		9,359	0	9,359		
Project Total:		<u>9,359</u>	<u>0</u>	<u>9,359</u>		
5 Year Expenditure Plan	Expend to Date	2009	2010	2011	2012/2013	
	3,332	6,027	0	0	0	

2009-2013 CAPITAL PROJECTS

ACTIVE PROJECTS

Briones Regional Park

Project: 101700

Description: Build an overnight camping facility at Briones.

Managed By: Park Operations

Type: Public access

Operating Impact: Anticipated First Year Of Operation: 2010

Operating Fund Source: General Fund

New Revenue: \$0 Start Up Cost: \$ 0

Personnel: .36 FTE Annual Operating Cost:\$ 57,460

Funding Source:	Budget at 12/31/2008	2009 Approp	Total Budget
Measure AA Bond	50,000	0	50,000
Project Total:	<u>50,000</u>	<u>0</u>	<u>50,000</u>

5 Year Expenditure Plan	Expend to Date	2009	2010	2011	2012/2013
	952	49,048	0	0	0

Project: 172200

Description: Fencing & Water improvements.

Managed By: Grazing Dept

Type: Infrastructure

Operating Impact: No changes to revenue or costs anticipated.

Funding Source:	Budget at 12/31/2008	2009 Approp	Total Budget
Regional Parks Foundation	50,000	0	50,000
Project Total:	<u>50,000</u>	<u>0</u>	<u>50,000</u>

5 Year Expenditure Plan	Expend to Date	2009	2010	2011	2012/2013
	48,326	1,674	0	0	0

Project: 545200

Description: Mariposa Trail repair.

Managed By: Maintenance

Type: Public access

Operating Impact: No changes to revenue or costs anticipated.

Funding Source:	Budget at 12/31/2008	2009 Approp	Total Budget
FEMA DR-1628 Small Projects	5,283	0	5,283
Project Total:	<u>5,283</u>	<u>0</u>	<u>5,283</u>

5 Year Expenditure Plan	Expend to Date	2009	2010	2011	2012/2013
	1,257	4,026	0	0	0

2009-2013 CAPITAL PROJECTS

ACTIVE PROJECTS

Briones Regional Park - continued

Project: 546000

Description: Blue Oak trail and slope repair.

Managed By: Maintenance

Type: Public access

Operating Impact: No changes to revenue or costs anticipated.

Funding Source:	Budget at 12/31/2008	2009 Approp	Total Budget
FEMA DR-1628 Small Projects	20,364	0	20,364
Project Total:	<u>20,364</u>	<u>0</u>	<u>20,364</u>

5 Year Expenditure Plan	Expend to Date	2009	2010	2011	2012/2013
	17,013	3,351	0	0	0

Project: 547100

Description: Repair culverts at Blue Oak and Stage Coach roads.

Managed By: Maintenance

Type: Public access

Operating Impact: No changes to revenue or costs anticipated.

Funding Source:	Budget at 12/31/2008	2009 Approp	Total Budget
FEMA DR-1628 Small Projects	19,840	0	19,840
Project Total:	<u>19,840</u>	<u>0</u>	<u>19,840</u>

5 Year Expenditure Plan	Expend to Date	2009	2010	2011	2012/2013
	3,517	16,323	0	0	0

Project: 548000

Description: Fema project-Briones to Mt. Diablo trail repair.

Managed By: Maintenance

Type: Public access

Operating Impact: No changes to revenue or costs anticipated.

Funding Source:	Budget at 12/31/2008	2009 Approp	Total Budget
FEMA DR-1628 Small Projects	26,495	0	26,495
Project Total:	<u>26,495</u>	<u>0</u>	<u>26,495</u>

5 Year Expenditure Plan	Expend to Date	2009	2010	2011	2012/2013
	12,143	14,352	0	0	0

2009-2013 CAPITAL PROJECTS

ACTIVE PROJECTS

Briones To Las Trampas Regional Trail

Project: 220100

Description: Acquisition funds to be spent at Hunsucker Canyon-Burton Ridge area trail.

Managed By: Land

Type: Land acquisition

Operating Impact: No changes to revenue or costs anticipated.

Funding Source:	Budget at 12/31/2008	2009 Approp	Total Budget
Measure AA Local Grant	11,129	0	11,129
Project Total:	<u>11,129</u>	<u>0</u>	<u>11,129</u>

5 Year Expenditure Plan	Expend to Date	2009	2010	2011	2012/2013
	10,182	947	0	0	0

Project: 222400

Description: De Silva property.

Managed By: Land

Type: Land acquisition

Operating Impact: No changes to revenue or costs anticipated.

Funding Source:	Budget at 12/31/2008	2009 Approp	Total Budget
Measure AA Bond	2,528	0	2,528
Project Total:	<u>2,528</u>	<u>0</u>	<u>2,528</u>

5 Year Expenditure Plan	Expend to Date	2009	2010	2011	2012/2013
	2,528	0	0	0	0

Project: 222401

Description: Build bridge to allow District employees access for fire fuel maintenance.

Managed By: Land

Type: Safety & security

Operating Impact: No changes to revenue or costs anticipated.

Funding Source:	Budget at 12/31/2008	2009 Approp	Total Budget
Measure AA Bond	22,471	0	22,471
Land Funds Private Party	25,000	0	25,000
Project Total:	<u>47,471</u>	<u>0</u>	<u>47,471</u>

5 Year Expenditure Plan	Expend to Date	2009	2010	2011	2012/2013
	0	47,471	0	0	0

2009-2013 CAPITAL PROJECTS

ACTIVE PROJECTS

Brushy Peak Regional Preserve

Project: 124400

Description: Construct required access improvements, staging area and amenities.

Managed By: Design & Construction

Type: Public access

Operating Impact: No changes to revenue or costs anticipated.

Funding Source:	Budget at 12/31/2008	2009 Approp	Total Budget
General Fund	703,000	0	703,000
GF-Livermore Area Recreation	93,479	0	93,479
Project Total:	<u>796,479</u>	<u>0</u>	<u>796,479</u>

5 Year Expenditure Plan	Expend to Date	2009	2010	2011	2012/2013
	711,464	85,015	0	0	0

Project: 170900

Description: Install two solar pump systems with tanks and three troughs to serve the Weaver and Dyer pastures. These range improvements will enhance water quality, wildlife habitat and improve native wildflower values.

Managed By: Stewardship

Type: Infrastructure

Operating Impact: No changes to revenue or costs anticipated.

Funding Source:	Budget at 12/31/2008	2009 Approp	Total Budget
Resource Enhancement Program	23,500	0	23,500
Project Total:	<u>23,500</u>	<u>0</u>	<u>23,500</u>

5 Year Expenditure Plan	Expend to Date	2009	2010	2011	2012/2013
	7,145	7,145	8,000	1,210	0

Project: 225400

Description: Ahmed property.

Managed By: Land

Type: Land acquisition

Operating Impact: No changes to revenue or costs anticipated.

Funding Source:	Budget at 12/31/2008	2009 Approp	Total Budget
General Fund	25,000	0	25,000
GF-Livermore Area Recreation	20,000	0	20,000
Project Total:	<u>45,000</u>	<u>0</u>	<u>45,000</u>

5 Year Expenditure Plan	Expend to Date	2009	2010	2011	2012/2013
	16,951	28,049	0	0	0

2009-2013 CAPITAL PROJECTS

ACTIVE PROJECTS

Brushy Peak To Del Valle Trail

Project: 119100

Description: Funds will be used for labor & materials to create a dirt trail for public access.

Managed By: Land

Type: Land acquisition

Operating Impact: No changes to revenue or costs anticipated.

Funding Source:	Budget at 12/31/2008	2009 Approp	Total Budget
General Fund	40,000	0	40,000
GF-Livermore Area Recreation	30,000	0	30,000
Project Total:	<u>70,000</u>	<u>0</u>	<u>70,000</u>

5 Year Expenditure Plan	Expend to Date	2009	2010	2011	2012/2013
	64,722	5,278	0	0	0

Project: 145400

Description: Construct and restore wetlands at Souza II, Byron Vernal Pools Preserve.

Managed By: Land

Type: Resource protection

Operating Impact: No change in revenue or costs anticipated.

Funding Source:	Budget at 12/31/2008	2009 Approp	Total Budget
Land-Habitat Conservation Plan	50,000	0	50,000
Project Total:	<u>50,000</u>	<u>0</u>	<u>50,000</u>

5 Year Expenditure Plan	Expend to Date	2009	2010	2011	2012/2013
	0	50,000	0	0	0

California Riding & Hiking Regional Trail

Project: 549900

Description: Provide \$60,000 funding to the City of Concord to develop the Galindo Creek segment of the California State Riding and Hiking Trail. Also, provide funds for staff time to develop and monitor the project.

Managed By: Trails

Type: Public access

Operating Impact: No changes to revenue or costs anticipated.

Funding Source:	Budget at 12/31/2008	2009 Approp	Total Budget
Measure AA Bond	67,000	0	67,000
Developer Grants	7,500	0	7,500
Project Total:	<u>74,500</u>	<u>0</u>	<u>74,500</u>

5 Year Expenditure Plan	Expend to Date	2009	2010	2011	2012/2013
	7,212	67,288	0	0	0

2009-2013 CAPITAL PROJECTS

ACTIVE PROJECTS

Camp Arroyo Recreation Area

Project: 114800

Description: Improve the waste management system.

Managed By: Maintenance

Type: Public access

Operating Impact: No changes to revenue or costs anticipated.

Funding Source:	Budget at 12/31/2008	2009 Approp	Total Budget
Integrated Waste Management	200,000	0	200,000
Project Total:	<u>200,000</u>	<u>0</u>	<u>200,000</u>

5 Year Expenditure Plan	Expend to Date	2009	2010	2011	2012/2013
	198,000	2,000	0	0	0

Project: 120100

Description: Replace waterline.

Managed By: Maintenance

Type: Infrastructure

Operating Impact: No changes to revenue or costs anticipated.

Funding Source:	Budget at 12/31/2008	2009 Approp	Total Budget
Park & Rec Prop 12 Per Capita	187,460	0	187,460
Project Total:	<u>187,460</u>	<u>0</u>	<u>187,460</u>

5 Year Expenditure Plan	Expend to Date	2009	2010	2011	2012/2013
	187,223	237	0	0	0

Project: 120102

Description: Build organic gardening shed.

Managed By: Maintenance

Type: Infrastructure

Operating Impact: No changes to revenue or costs anticipated.

Funding Source:	Budget at 12/31/2008	2009 Approp	Total Budget
General Fund	253,768	0	253,768
Regional Parks Foundation	23,681	0	23,681
Altamont Ed Advisory Board	50,000	0	50,000
Project Total:	<u>327,449</u>	<u>0</u>	<u>327,449</u>

5 Year Expenditure Plan	Expend to Date	2009	2010	2011	2012/2013
	327,449	0	0	0	0

2009-2013 CAPITAL PROJECTS

ACTIVE PROJECTS

Carquinez Strait Regional Shoreline

Project: 224601

Description: Hallissy property.

Managed By: Land

Type: Safety & security

Operating Impact: No changes to revenue or costs anticipated.

Funding Source:	Budget at 12/31/2008	2009 Approp	Total Budget
Measure AA Bond Interest	16,500	0	16,500
Project Total:	<u>16,500</u>	<u>0</u>	<u>16,500</u>

5 Year Expenditure Plan	Expend to Date	2009	2010	2011	2012/2013
	8,344	8,156	0	0	0

Project: 226600

Description: Schumann-Perry property.

Managed By: Land

Type: Land acquisition

Operating Impact: No changes to revenue or costs anticipated.

Funding Source:	Budget at 12/31/2008	2009 Approp	Total Budget
Measure AA Bond	60,000	0	60,000
Measure AA Bond Interest	300,000	0	300,000
Muir Heritage Land Trust	80,000	0	80,000
Park & Rec Prop 12 RZH Per Cap	910,000	0	910,000
Project Total:	<u>1,350,000</u>	<u>0</u>	<u>1,350,000</u>

5 Year Expenditure Plan	Expend to Date	2009	2010	2011	2012/2013
	1,338,323	11,677	0	0	0

Project: 226601

Description: Schumann-Perry property.

Managed By: Land

Type: Safety & security

Operating Impact: No changes to revenue or costs anticipated.

Funding Source:	Budget at 12/31/2008	2009 Approp	Total Budget
Measure AA Bond Interest	20,000	0	20,000
Project Total:	<u>20,000</u>	<u>0</u>	<u>20,000</u>

5 Year Expenditure Plan	Expend to Date	2009	2010	2011	2012/2013
	3,901	16,099	0	0	0

2009 Adopted Budget

121

East Bay Regional Park District

Carquinez Strait Regional Shoreline - continued

Project: 522100

Description: Survey work for telephone and alarm systems.

Managed By: Design & Construction

Type: Infrastructure

Operating Impact: No changes to revenue or costs anticipated.

Funding Source:		Budget at 12/31/2008	2009 Approp	Total Budget	
Measure AA Bond		12,000	0	12,000	
Project Total:		<u>12,000</u>	<u>0</u>	<u>12,000</u>	
5 Year Expenditure Plan	Expend to Date	2009	2010	2011	2012/2013
	11,500	500	0	0	0

Project: 547300

Description: Debris removal at Nejedly.

Managed By: Park Operations

Type: General

Operating Impact: No changes to revenue or costs anticipated.

Funding Source:		Budget at 12/31/2008	2009 Approp	Total Budget	
FEMA DR-1628 Small Projects		3,823	0	3,823	
Project Total:		<u>3,823</u>	<u>0</u>	<u>3,823</u>	
5 Year Expenditure Plan	Expend to Date	2009	2010	2011	2012/2013
	1,285	2,538	0	0	0

2009-2013 CAPITAL PROJECTS

ACTIVE PROJECTS

Castle Rock Regional Recreation Area

Project: 128500

Description: Repair the concession stand.

Managed By: Maintenance

Type: Infrastructure

Operating Impact: No changes to revenue or costs anticipated.

Funding Source:	Budget at 12/31/2008	2009 Approp	Total Budget
General Fund	105,758	0	105,758
Miscellaneous	45,000	0	45,000
Project Total:	<u>150,758</u>	<u>0</u>	<u>150,758</u>

5 Year Expenditure Plan	Expend to Date	2009	2010	2011	2012/2013
	221,118	0	0	0	0

Project: 129900

Description: Renovate the restrooms to work toward operating park as public reservable picnic site.

Managed By: Maintenance

Type: Infrastructure

Operating Impact: No changes to revenue or costs anticipated.

Funding Source:	Budget at 12/31/2008	2009 Approp	Total Budget
Park & Rec Prop 12 Per Capita	118,851	0	118,851
Project Total:	<u>118,851</u>	<u>0</u>	<u>118,851</u>

5 Year Expenditure Plan	Expend to Date	2009	2010	2011	2012/2013
	118,916	0	0	0	0

Project: 136200

Description: Pool renovation to current ADA standards; leveling observation deck, cap site of old wading pool, build ramp to the deck, replace existing railings and install accessible drinking fountain.

Managed By: Maintenance

Type: Infrastructure

Operating Impact: No changes to revenue or costs anticipated.

Funding Source:	Budget at 12/31/2008	2009 Approp	Total Budget
Park & Rec Prop 40 RZH Per Cap	55,384	0	55,384
Project Total:	<u>55,384</u>	<u>0</u>	<u>55,384</u>

5 Year Expenditure Plan	Expend to Date	2009	2010	2011	2012/2013
	54,603	781	0	0	0

2009-2013 CAPITAL PROJECTS

ACTIVE PROJECTS

Claremont Canyon Regional Preserve

Project: 115800

Description: Develop Trailhead staging area, access to the canyon.

Managed By: Design & Construction

Type: Public access

Operating Impact: Anticipated First Year of Operation: 2011

Operating Fund Source: Measure CC

New Revenue: \$ 0 Start Up Cost: \$ 31,000

Personnel: .28 FTE Annual Operating Cost: \$89,547

Funding Source:	Budget at 12/31/2008	2009 Approp	Total Budget
Measure AA Bond	60,000	0	60,000
Project Total:	<u>60,000</u>	<u>0</u>	<u>60,000</u>

5 Year Expenditure Plan	Expend to Date	2009	2010	2011	2012/2013
	3,896	0	0	56,104	0

Project: 223900

Description: Claremont property exchange.

Managed By: Land

Type: Land acquisition

Operating Impact: No changes to revenue or costs anticipated.

Funding Source:	Budget at 12/31/2008	2009 Approp	Total Budget
Measure AA Bond Interest	94,000	0	94,000
Project Total:	<u>94,000</u>	<u>0</u>	<u>94,000</u>

5 Year Expenditure Plan	Expend to Date	2009	2010	2011	2012/2013
	91,288	2,712	0	0	0

Project: 544200

Description: Monitor the endangered Whipsnake population.

Managed By: Stewardship

Type: Resource protection

Operating Impact: No changes to revenue or costs anticipated.

Funding Source:	Budget at 12/31/2008	2009 Approp	Total Budget
Measure CC Property Tax	25,000	0	25,000
Project Total:	<u>25,000</u>	<u>0</u>	<u>25,000</u>

5 Year Expenditure Plan	Expend to Date	2009	2010	2011	2012/2013
	25,024	0	0	0	0

2009-2013 CAPITAL PROJECTS

ACTIVE PROJECTS

Contra Loma Regional Park

Project: 137100
Description: Paving
Managed By: Maintenance
Type: Infrastructure
Operating Impact: No changes to revenue or costs anticipated.

Funding Source:		Budget at 12/31/2008	2009 Approp	Total Budget	
General Fund		137,156	0	137,156	
Project Total:		<u>137,156</u>	<u>0</u>	<u>137,156</u>	
5 Year Expenditure Plan	Expend to Date	2009	2010	2011	2012/2013
	92,185	0	44,971	0	0

Project: 171600
Description: Renovate the swim lagoon.
Managed By: Planning
Type: General
Operating Impact: No changes to revenue or costs anticipated.

Funding Source:		Budget at 12/31/2008	2009 Approp	Total Budget	
Private Party Grants		185,184	0	185,184	
Resource Enhancement Program		85,000	0	85,000	
Project Total:		<u>270,184</u>	<u>0</u>	<u>270,184</u>	
5 Year Expenditure Plan	Expend to Date	2009	2010	2011	2012/2013
	268,531	1,653	0	0	0

Project: 501100
Description: Four year California Quail project consisting of 180,000 square feet of new wildlife corridor/habitat in Contra Loma , and public education and partnership for up to 6,000 participants.
Managed By: Stewardship
Type: Resource protection
Operating Impact: No changes to revenue or costs anticipated.

Funding Source:		Budget at 12/31/2008	2009 Approp	Total Budget	
Regional Parks Foundation		40,000	0	40,000	
Project Total:		<u>40,000</u>	<u>0</u>	<u>40,000</u>	
5 Year Expenditure Plan	Expend to Date	2009	2010	2011	2012/2013
	117	39,883	0	0	0

2009-2013 CAPITAL PROJECTS

ACTIVE PROJECTS

Contra Loma Regional Park - continued

Project: 534400

Description: Demolition of arena.

Managed By: Park Operations

Type: Public access

Operating Impact: No changes to revenue or costs anticipated.

Funding Source:		Budget at 12/31/2008	2009 Approp	Total Budget		
General Fund		19,875	0	19,875		
Project Total:		<u>19,875</u>	<u>0</u>	<u>19,875</u>		
5 Year Expenditure Plan	Expend to Date	2009	2010	2011	2012/2013	
	19,875	<u>0</u>	<u>0</u>	<u>0</u>	<u>0</u>	

2009-2013 CAPITAL PROJECTS

ACTIVE PROJECTS

Coyote Hills Regional Park

Project: 112900

Description: Purchase and install a double vault toilet for \$50,000; construct a camp shelter for \$35,000 at Coyote Hills Group Camp.

Managed By: Maintenance

Type: Public access

Operating Impact: No changes to revenue or costs anticipated.

Funding Source:	Budget at 12/31/2008	2009 Approp	Total Budget
Regional Parks Foundation	85,000	0	85,000
Project Total:	<u>85,000</u>	<u>0</u>	<u>85,000</u>

5 Year Expenditure Plan	Expend to Date	2009	2010	2011	2012/2013
	36,769	48,231	0	0	0

Project: 124800

Description: Install new water main for potable water service and fire fighting capacity at security residence.

Managed By: Design & Construction

Type: Infrastructure

Operating Impact: No changes to revenue or costs anticipated.

Funding Source:	Budget at 12/31/2008	2009 Approp	Total Budget
Measure AA Bond	40,000	0	40,000
General Fund	17,600	0	17,600
Private Party Grants	38,098	0	38,098
Project Total:	<u>95,698</u>	<u>0</u>	<u>95,698</u>

5 Year Expenditure Plan	Expend to Date	2009	2010	2011	2012/2013
	471	0	95,227	0	0

Project: 143900

Description: Facilitate construction of public access and recreational improvements within the Dumbarton Quarry site. Grading and some improvements will be provided by Dumbarton Quarry Assoc. prior to the District taking possession of the property. No specific project costs have been appropriated in the District budget as of January 2009.

Managed By: Park Operations

Type: Public access

Operating Impact: Anticipated First Year of Operation: 2012

Operating Fund Source: General Fund

New Revenue: \$100,000 Start Up Cost: \$ 80,000

Personnel: 3.92 FTE Annual Operating Cost:\$501,023

Funding Source:	Budget at 12/31/2008	2009 Approp	Total Budget
Project Total:	<u>0</u>	<u>0</u>	<u>0</u>

5 Year Expenditure Plan	Expend to Date	2009	2010	2011	2012/2013
2009 Adopted Budget	0	0	0	0	0
		127			

East Bay Regional Park District

2009-2013 CAPITAL PROJECTS

ACTIVE PROJECTS

Coyote Hills Regional Park - continued

Project: 225000

Description: Patterson Ranch property.

Managed By: Land

Type: Land acquisition

Operating Impact: No changes to revenue or costs anticipated.

Funding Source:	Budget at 12/31/2008	2009 Approp	Total Budget
Measure AA Bond	67,000	0	67,000
Project Total:	<u>67,000</u>	<u>0</u>	<u>67,000</u>

5 Year Expenditure Plan	Expend to Date	2009	2010	2011	2012/2013
	64,823	2,177	0	0	0

Project: 501400

Description: Three year Wetland project, consisting of improvement and conservation of wildlife habitat at Coyote Hills, public education and partnerships for up to 60,000 participants.

Managed By: Stewardship

Type: Resource protection

Operating Impact: No changes to revenue or costs anticipated.

Funding Source:	Budget at 12/31/2008	2009 Approp	Total Budget
Regional Parks Foundation	35,000	0	35,000
Project Total:	<u>35,000</u>	<u>0</u>	<u>35,000</u>

5 Year Expenditure Plan	Expend to Date	2009	2010	2011	2012/2013
	1,743	33,257	0	0	0

2009-2013 CAPITAL PROJECTS

ACTIVE PROJECTS

Crockett Hills Regional Park

Project: 233701

Description: Stewart II-Improve spring and develop a well on the property. Install fencing, gates, signs and control weeds.

Managed By: Land

Type: Safety & security

Operating Impact: No changes to revenue or costs anticipated.

Funding Source:	Budget at 12/31/2008	2009 Approp	Total Budget		
Measure AA Bond Interest	86,050	0	86,050		
Project Total:	<u>86,050</u>	<u>0</u>	<u>86,050</u>		
5 Year Expenditure Plan	Expend to Date	2009	2010	2011	2012/2013
	948	85,102	0	0	0

Project: 545600

Description: Parking lot repair.

Managed By: Maintenance

Type: Public access

Operating Impact: No changes to revenue or costs anticipated.

Funding Source:	Budget at 12/31/2008	2009 Approp	Total Budget		
FEMA DR-1628 Small Projects	17,077	0	17,077		
Project Total:	<u>17,077</u>	<u>0</u>	<u>17,077</u>		
5 Year Expenditure Plan	Expend to Date	2009	2010	2011	2012/2013
	13,317	3,760	0	0	0

2009-2013 CAPITAL PROJECTS

ACTIVE PROJECTS

Crown Regional Shoreline

Project: 124900

Description: Repair paving on trails and parking lots at McKay and Otis Street as well as along the shoreline and interior paths.

Managed By: Design & Construction

Type: Infrastructure

Operating Impact: No changes to revenue or costs anticipated.

Funding Source:	Budget at 12/31/2008	2009 Approp	Total Budget
General Fund	48,476	0	48,476
LOSP Prop 12	492,761	0	492,761
Park & Rec Prop 12 RZH Per Cap	113,110	0	113,110
Project Total:	<u>654,347</u>	<u>0</u>	<u>654,347</u>

5 Year Expenditure Plan	Expend to Date	2009	2010	2011	2012/2013
	668,049	0	0	0	0

Project: 125100

Description: Rehabilitate parking lot paving on Otis Drive entrance.

Managed By: Design & Construction

Type: Infrastructure

Operating Impact: No changes to revenue or costs anticipated.

Funding Source:	Budget at 12/31/2008	2009 Approp	Total Budget
General Fund	1,739	0	1,739
LOSP Prop 12	714,502	0	714,502
Project Total:	<u>716,241</u>	<u>0</u>	<u>716,241</u>

5 Year Expenditure Plan	Expend to Date	2009	2010	2011	2012/2013
	716,251	0	0	0	0

Project: 142600

Description: Rehabilitate McKay Street entry road in conjunction with water main replacement construction.

Managed By: Design & Construction

Type: Infrastructure

Operating Impact: No changes to revenue or costs anticipated.

Funding Source:	Budget at 12/31/2008	2009 Approp	Total Budget
Measure CC Property Tax	700,000	0	700,000
Project Total:	<u>700,000</u>	<u>0</u>	<u>700,000</u>

5 Year Expenditure Plan	Expend to Date	2009	2010	2011	2012/2013
	123,811	25,000	551,189	0	0

2009 Adopted Budget

130

East Bay Regional Park District

2009-2013 CAPITAL PROJECTS

ACTIVE PROJECTS

Crown Regional Shoreline - continued

Project: 501200

Description: Four year California Clapper Rail project consisting of improvements in the Roemer Bird Sanctuary at Crown Beach in Alameda, and public education and partnerships for up to 6,000 participants.

Managed By: Stewardship

Type: Resource protection

Operating Impact: No changes to revenue or costs anticipated.

Funding Source:		Budget at 12/31/2008	2009 Approp	Total Budget	
Regional Parks Foundation		25,000	0	25,000	
Project Total:		<u>25,000</u>	<u>0</u>	<u>25,000</u>	
5 Year Expenditure Plan	Expend to Date	2009	2010	2011	2012/2013
	5,083	6,889	6,890	6,138	0

Project: 547305

Description: Debris removal.

Managed By: Park Operations

Type: General

Operating Impact: No changes to revenue or costs anticipated.

Funding Source:		Budget at 12/31/2008	2009 Approp	Total Budget	
FEMA DR-1628 Small Projects		25,872	0	25,872	
Project Total:		<u>25,872</u>	<u>0</u>	<u>25,872</u>	
5 Year Expenditure Plan	Expend to Date	2009	2010	2011	2012/2013
	22,574	3,298	0	0	0

Project: 547700

Description: Replenish 20,600 cubic yards of sand for beach and shoreline erosion repair. Damage caused by 2006 storms.

Managed By: Design & Construction

Type: Public access

Operating Impact: No changes to revenue or costs anticipated.

Funding Source:		Budget at 12/31/2008	2009 Approp	Total Budget	
FEMA DR-1628 Large Prj >57,500		324,450	0	324,450	
Project Total:		<u>324,450</u>	<u>0</u>	<u>324,450</u>	
5 Year Expenditure Plan	Expend to Date	2009	2010	2011	2012/2013
	27,689	296,761	0	0	0

2009-2013 CAPITAL PROJECTS

ACTIVE PROJECTS

Crown Regional Shoreline - continued

Project: 547701

Description: Restore portion of sand beach to pre-2006 storm state by replenishing 50,000 cubic yards of beach sand.

Managed By: Design & Construction

Type: Infrastructure

Operating Impact: No changes to revenue or costs anticipated.

Funding Source:	Budget at 12/31/2008	2009 Approp	Total Budget
Disaster Recovery FR:GF 2791	100,000	0	100,000
Project Total:	<u>100,000</u>	<u>0</u>	<u>100,000</u>

5 Year Expenditure Plan	Expend to Date	2009	2010	2011	2012/2013
	0	100,000	0	0	0

Project: 548400

Description: Replace 94 wooden picnic tables with tables that can withstand the salty environment.

Managed By: Park Operations

Type: Infrastructure

Operating Impact: No changes to revenue or costs anticipated.

Funding Source:	Budget at 12/31/2008	2009 Approp	Total Budget
Measure CC Property Tax	50,000	0	50,000
Project Total:	<u>50,000</u>	<u>0</u>	<u>50,000</u>

5 Year Expenditure Plan	Expend to Date	2009	2010	2011	2012/2013
	35,423	14,577	0	0	0

2009-2013 CAPITAL PROJECTS

ACTIVE PROJECTS

Del Valle Regional Park

Project: 120502

Description: Install second replacement water tank.

Managed By: Design & Construction

Type: Infrastructure

Operating Impact: No changes to revenue or costs anticipated.

Funding Source:	Budget at 12/31/2008	2009 Approp	Total Budget
General Fund	348,934	0	348,934
Park & Rec Prop 40 RZH Per Cap	45,332	0	45,332
Project Total:	<u>394,266</u>	<u>0</u>	<u>394,266</u>

5 Year Expenditure Plan	Expend to Date	2009	2010	2011	2012/2013
	452,158	0	0	0	0

Project: 125401

Description: Replace six chemical toilets with ADA vault toilets.

Managed By: Design & Construction

Type: Infrastructure

Operating Impact: No changes to revenue or costs anticipated.

Funding Source:	Budget at 12/31/2008	2009 Approp	Total Budget
General Fund	1,160	0	1,160
LOSP Prop 12	271,411	0	271,411
Project Total:	<u>272,572</u>	<u>0</u>	<u>272,572</u>

5 Year Expenditure Plan	Expend to Date	2009	2010	2011	2012/2013
	271,422	1,150	0	0	0

Project: 136100

Description: Shade structure and solar heating system for the swimming pool at Camp Arroyo.

Managed By: Design & Construction

Type: Infrastructure

Operating Impact: No changes to revenue or costs anticipated.

Funding Source:	Budget at 12/31/2008	2009 Approp	Total Budget
Regional Parks Foundation	100,000	0	100,000
Project Total:	<u>100,000</u>	<u>0</u>	<u>100,000</u>

5 Year Expenditure Plan	Expend to Date	2009	2010	2011	2012/2013
	8,582	91,418	0	0	0

2009-2013 CAPITAL PROJECTS

ACTIVE PROJECTS

Del Valle Regional Park - continued

Project: 136400

Description: Replace three aging sewer lift stations and remove confined space entry hazard.

Managed By: Design & Construction

Type: Infrastructure

Operating Impact: No changes to revenue or costs anticipated.

Funding Source:	Budget at 12/31/2008	2009 Approp	Total Budget
General Fund	400	0	400
Park & Rec Prop 40 RZH Per Cap	146,750	0	146,750
Park & Rec Prop 12 Per Capita	485,395	0	485,395
LOSP Prop 12	261,286	0	261,286
Project Total:	<u>893,832</u>	<u>0</u>	<u>893,832</u>

5 Year Expenditure Plan	Expend to Date	2009	2010	2011	2012/2013
	883,130	10,702	0	0	0

Project: 149800

Description: Make improvements to the electrical utilities.

Managed By: Design & Construction

Type: General

Operating Impact: No changes to revenue or costs anticipated.

Funding Source:	Budget at 12/31/2008	2009 Approp	Total Budget
General Fund	129,330	0	129,330
Park & Rec Prop 40 RZH Per Cap	146,592	0	146,592
Project Total:	<u>275,922</u>	<u>0</u>	<u>275,922</u>

5 Year Expenditure Plan	Expend to Date	2009	2010	2011	2012/2013
	0	26,773	249,149	0	0

2009-2013 CAPITAL PROJECTS

ACTIVE PROJECTS

Del Valle Regional Park - continued

Project: 224700

Description: Newbury property.

Managed By: Land

Type: Land acquisition

Operating Impact: No changes to revenue or costs anticipated.

Funding Source:	Budget at 12/31/2008	2009 Approp	Total Budget
Measure AA Bond	75,340	0	75,340
General Fund	36,000	0	36,000
Altamont Landfil Open Spc Comm	200,000	0	200,000
LOSP Prop 12	341,500	0	341,500
Project Total:	<u>652,840</u>	<u>0</u>	<u>652,840</u>

5 Year Expenditure Plan	Expend to Date	2009	2010	2011	2012/2013
	613,939	38,901	0	0	0

Project: 224701

Description: Newbury property safety and security

Managed By: Park Operations

Type: Safety & security

Operating Impact: No changes to revenue or costs anticipated.

Funding Source:	Budget at 12/31/2008	2009 Approp	Total Budget
General Fund	10,000	0	10,000
Project Total:	<u>10,000</u>	<u>0</u>	<u>10,000</u>

5 Year Expenditure Plan	Expend to Date	2009	2010	2011	2012/2013
	2,720	7,280	0	0	0

Project: 546100

Description: Roadway repair to sites 88 and 90.

Managed By: Maintenance

Type: Public access

Operating Impact: No changes to revenue or costs anticipated.

Funding Source:	Budget at 12/31/2008	2009 Approp	Total Budget
FEMA DR-1628 Small Projects	21,028	0	21,028
Project Total:	<u>21,028</u>	<u>0</u>	<u>21,028</u>

5 Year Expenditure Plan	Expend to Date	2009	2010	2011	2012/2013
	0	21,028	0	0	0

2009-2013 CAPITAL PROJECTS

ACTIVE PROJECTS

Del Valle Regional Park - continued

Project: 224701

Description: Newbury property safety and security

Managed By: Park Operations

Type: Safety & security

Operating Impact: No changes to revenue or costs anticipated.

Funding Source:		Budget at 12/31/2008	2009 Approp	Total Budget	
General Fund		10,000	0	10,000	
Project Total:		<u>10,000</u>	<u>0</u>	<u>10,000</u>	
5 Year Expenditure Plan	Expend to Date	2009	2010	2011	2012/2013
	2,720	7,280	0	0	0

Project: 546100

Description: Roadway repair to sites 88 and 90.

Managed By: Maintenance

Type: Public access

Operating Impact: No changes to revenue or costs anticipated.

Funding Source:		Budget at 12/31/2008	2009 Approp	Total Budget	
FEMA DR-1628 Small Projects		21,028	0	21,028	
Project Total:		<u>21,028</u>	<u>0</u>	<u>21,028</u>	
5 Year Expenditure Plan	Expend to Date	2009	2010	2011	2012/2013
	0	21,028	0	0	0

Project: 550600

Description: Equestrian arena feasibility study.

Managed By: Park Operations

Type: Public access

Operating Impact: No changes to revenue or costs anticipated.

Funding Source:		Budget at 12/31/2008	2009 Approp	Total Budget	
General Fund		15,000	0	15,000	
Project Total:		<u>15,000</u>	<u>0</u>	<u>15,000</u>	
5 Year Expenditure Plan	Expend to Date	2009	2010	2011	2012/2013
	0	15,000	0	0	0

Del Valle To Shadow Cliffs Regional Trail

Project: 220900

Description: Pave Shadow Cliff to Del Valle trail segment from Isabel to Vallecitos. Original project was created to allocate funds towards acquisitions or development.

Managed By: Trails

Type: Land acquisition

Operating Impact: No changes to revenue or costs anticipated.

Funding Source:		Budget at 12/31/2008	2009 Approp	Total Budget	
General Fund		203,888	0	203,888	
Project Total:		<u>203,888</u>	<u>0</u>	<u>203,888</u>	
5 Year Expenditure Plan	Expend to Date	2009	2010	2011	2012/2013
	23,030	180,858	0	0	0

2009-2013 CAPITAL PROJECTS

ACTIVE PROJECTS

Delta Landbank

Project: 207500

Description: East Contra Costa Corp Yard property.

Managed By: Land

Type: Land acquisition

Operating Impact: No changes to revenue or costs anticipated.

Funding Source:	Budget at 12/31/2008	2009 Approp	Total Budget
Measure AA Bond	220,000	0	220,000
Project Total:	<u>220,000</u>	<u>0</u>	<u>220,000</u>

5 Year Expenditure Plan	Expend to Date	2009	2010	2011	2012/2013
	181,600	38,400	0	0	0

Project: 224101

Description: Fallman property.

Managed By: Land

Type: Safety & security

Operating Impact: Anticipated first Year of Operation: 2012

Operating Fund Source: General Fund

New Revenue: \$0 Start Up Cost: \$0

Personnel: .20 FTE Annual Operating Cost:\$28,075

Funding Source:	Budget at 12/31/2008	2009 Approp	Total Budget
Measure AA Bond	102,000	0	102,000
Project Total:	<u>102,000</u>	<u>0</u>	<u>102,000</u>

5 Year Expenditure Plan	Expend to Date	2009	2010	2011	2012/2013
	64,789	37,211	0	0	0

2009-2013 CAPITAL PROJECTS

ACTIVE PROJECTS

Diablo Foothills Regional Park

Project: 103400

Description: Construct six picnic sites in the Castle Rock Recreation Area.

Managed By: Park Operations

Type: Public access

Operating Impact: No changes to revenue or costs anticipated.

Funding Source:		Budget at 12/31/2008	2009 Approp	Total Budget	
General Fund		91,946	0	91,946	
Project Total:		<u>91,946</u>	<u>0</u>	<u>91,946</u>	
5 Year Expenditure Plan	Expend to Date	2009	2010	2011	2012/2013
	90,589	1,357	0	0	0

Project: 233600

Description: Purchase easements on the Magini property.

Managed By: Land

Type: Land acquisition

Operating Impact: No changes to revenue or costs anticipated.

Funding Source:		Budget at 12/31/2008	2009 Approp	Total Budget	
Measure AA Bond		60,000	0	60,000	
Project Total:		<u>60,000</u>	<u>0</u>	<u>60,000</u>	
5 Year Expenditure Plan	Expend to Date	2009	2010	2011	2012/2013
	53,931	6,069	0	0	0

2009-2013 CAPITAL PROJECTS

ACTIVE PROJECTS

District Wide

Project: 102200

Description: Police boat purchase.

Managed By: Maintenance

Type: General

Operating Impact: No changes to revenue or costs anticipated.

Funding Source:	Budget at 12/31/2008	2009 Approp	Total Budget
General Fund	25,095	0	25,095
Calif Dept Boating Waterways	90,000	0	90,000
Project Total:	<u>115,095</u>	<u>0</u>	<u>115,095</u>

5 Year Expenditure Plan	Expend to Date	2009	2010	2011	2012/2013
	105,095	10,000	0	0	0

Project: 104400

Description: Replace helicopter fueling equipment system at the Hayward Airport facility.

Managed By: Public Safety

Type: Infrastructure

Operating Impact: No changes to revenue or costs anticipated.

Funding Source:	Budget at 12/31/2008	2009 Approp	Total Budget
General Fund	50,000	0	50,000
Project Total:	<u>50,000</u>	<u>0</u>	<u>50,000</u>

5 Year Expenditure Plan	Expend to Date	2009	2010	2011	2012/2013
	35,532	14,468	0	0	0

Project: 109000

Description: Peralta Oaks board room reconfiguration.

Managed By: Office Services

Type: Infrastructure

Operating Impact: No changes to revenue or costs anticipated.

Funding Source:	Budget at 12/31/2008	2009 Approp	Total Budget
General Fund	95,000	0	95,000
Project Total:	<u>95,000</u>	<u>0</u>	<u>95,000</u>

5 Year Expenditure Plan	Expend to Date	2009	2010	2011	2012/2013
	0	95,000	0	0	0

2009-2013 CAPITAL PROJECTS

ACTIVE PROJECTS

District Wide - continued

Project: 110600

Description: Remodel Operations department at Peralta Oaks.

Managed By: Park Operations

Type: Infrastructure

Operating Impact: No changes to revenue or costs anticipated.

Funding Source:	Budget at 12/31/2008	2009 Approp	Total Budget
General Fund	17,000	0	17,000
Project Total:	<u>17,000</u>	<u>0</u>	<u>17,000</u>

5 Year Expenditure Plan	Expend to Date	2009	2010	2011	2012/2013
	0	17,000	0	0	0

Project: 111400

Description: Make improvements to various concession stands throughout the District.

Managed By: Park Operations

Type: Infrastructure

Operating Impact: No changes to revenue or costs anticipated.

Funding Source:	Budget at 12/31/2008	2009 Approp	Total Budget
General Fund	15,000	0	15,000
Project Total:	<u>15,000</u>	<u>0</u>	<u>15,000</u>

5 Year Expenditure Plan	Expend to Date	2009	2010	2011	2012/2013
	0	15,000	0	0	0

Project: 128000

Description: Replace or upgrade information system hardware according to predetermined replacement schedule.

Managed By: Information Services

Type: General

Operating Impact: No changes to revenue or costs anticipated.

Funding Source:	Budget at 12/31/2008	2009 Approp	Total Budget
General Fund	1,022,064	175,000	1,197,064
Project Total:	<u>1,022,064</u>	<u>175,000</u>	<u>1,197,064</u>

5 Year Expenditure Plan	Expend to Date	2009	2010	2011	2012/2013
	955,055	242,009	0	0	0

2009-2013 CAPITAL PROJECTS

ACTIVE PROJECTS

District Wide - continued

Project: 128200

Description: Upgrade existing analog microwave communication system to digital. The microwave system connects all of the District hilltop radio sites to the Communications Center, facilitating radio and data transfer throughout the District.

Managed By: Public Safety

Type: General

Operating Impact: No changes to revenue or costs anticipated.

Funding Source:		Budget at 12/31/2008	2009 Approp	Total Budget	
General Fund		1,065,000	0	1,065,000	
Project Total:		<u>1,065,000</u>	<u>0</u>	<u>1,065,000</u>	
5 Year Expenditure Plan	Expend to Date	2009	2010	2011	2012/2013
	1,056,651	8,349	0	0	0

Project: 128201

Description: Phase II: Strengthen the system, and provide improved infrastructure to guarantee communications and data transfer for all District operations.

Managed By: Public Safety

Type: General

Operating Impact: No changes to revenue or costs anticipated.

Funding Source:		Budget at 12/31/2008	2009 Approp	Total Budget	
General Fund		600,000	0	600,000	
Project Total:		<u>600,000</u>	<u>0</u>	<u>600,000</u>	
5 Year Expenditure Plan	Expend to Date	2009	2010	2011	2012/2013
	575,587	24,413	0	0	0

Project: 139800

Description: Expand the locker rooms at Public Safety headquarters.

Managed By: Public Safety

Type: Infrastructure

Operating Impact: No changes to revenue or costs anticipated.

Funding Source:		Budget at 12/31/2008	2009 Approp	Total Budget	
General Fund		150,000	0	150,000	
Project Total:		<u>150,000</u>	<u>0</u>	<u>150,000</u>	
5 Year Expenditure Plan	Expend to Date	2009	2010	2011	2012/2013
	2,138	73,930	73,932	0	0

2009-2013 CAPITAL PROJECTS

ACTIVE PROJECTS

District Wide - continued

Project: 139900

Description: Make improvements to the regional weather alert system.

Managed By: Fire Dept

Type: Resource protection

Operating Impact: No changes to revenue or costs anticipated.

Funding Source:	Budget at 12/31/2008	2009 Approp	Total Budget
Fireman's Fund Heritage Grant	25,000	0	25,000
Project Total:	<u>25,000</u>	<u>0</u>	<u>25,000</u>

5 Year Expenditure Plan	Expend to Date	2009	2010	2011	2012/2013
	18,664	6,336	0	0	0

Project: 141100

Description: Replace the District's telephone system.

Managed By: Information Services

Type: Infrastructure

Operating Impact: No changes to revenue or costs anticipated.

Funding Source:	Budget at 12/31/2008	2009 Approp	Total Budget
General Fund	442,332	0	442,332
Project Total:	<u>442,332</u>	<u>0</u>	<u>442,332</u>

5 Year Expenditure Plan	Expend to Date	2009	2010	2011	2012/2013
	316,089	126,243	0	0	0

Project: 141801

Description: Replace air handler duct work for the first floor hallway, lobby and third floor east offices at the District Headquarters. Also replace the ceiling tiles on the first floor.

Managed By: Administration

Type: Infrastructure

Operating Impact: No changes to revenue or costs anticipated.

Funding Source:	Budget at 12/31/2008	2009 Approp	Total Budget
General Fund	210,000	0	210,000
Project Total:	<u>210,000</u>	<u>0</u>	<u>210,000</u>

5 Year Expenditure Plan	Expend to Date	2009	2010	2011	2012/2013
	209,930	70	0	0	0

2009-2013 CAPITAL PROJECTS

ACTIVE PROJECTS

District Wide - continued

Project: 142800

Description: Remodel the Finance office at District headquarters to accomodate one additional staff person and improve data storage.

Managed By: Administration

Type: Infrastructure

Operating Impact: No changes to revenue or costs anticipated.

Funding Source:		Budget at 12/31/2008	2009 Approp	Total Budget	
General Fund		50,000	0	50,000	
Project Total:		<u>50,000</u>	<u>0</u>	<u>50,000</u>	
5 Year Expenditure Plan	Expend to Date	2009	2010	2011	2012/2013
	46,777	3,223	0	0	0

Project: 144200

Description: Provide funding for preliminary repairs to damage caused by 2006 winter storms.

Managed By: Design & Construction

Type: General

Operating Impact: No changes to revenue or costs anticipated.

Funding Source:		Budget at 12/31/2008	2009 Approp	Total Budget	
Disaster Recovery FR:GF 2791		150,000	0	150,000	
Project Total:		<u>150,000</u>	<u>0</u>	<u>150,000</u>	
5 Year Expenditure Plan	Expend to Date	2009	2010	2011	2012/2013
	51,624	98,376	0	0	0

Project: 145500

Description: Purchase a new vehicle for construction inspector.

Managed By: Design & Construction

Type: General

Operating Impact: No changes to revenue or costs anticipated.

Funding Source:		Budget at 12/31/2008	2009 Approp	Total Budget	
General Fund		30,000	0	30,000	
Project Total:		<u>30,000</u>	<u>0</u>	<u>30,000</u>	
5 Year Expenditure Plan	Expend to Date	2009	2010	2011	2012/2013
	0	30,000	0	0	0

2009-2013 CAPITAL PROJECTS

ACTIVE PROJECTS

District Wide - continued

Project: 150300

Description: Enhance communications with wireless capability for District's existing Spillman Mobile system to decrease response time and reduce radio traffic. Replace forty obsolete Autocite devices used for citation records.

Managed By: Public Safety

Type: General

Operating Impact: No changes to revenue or costs anticipated.

Funding Source:	Budget at 12/31/2008	2009 Approp	Total Budget
General Fund	0	350,000	350,000
Project Total:	<u>0</u>	<u>350,000</u>	<u>350,000</u>

5 Year Expenditure Plan	Expend to Date	2009	2010	2011	2012/2013
	0	350,000	0	0	0

Project: 150400

Description: Remodel office space at Peralta Oaks Headquarters Building to accomodate staff.

Managed By: Design & Construction

Type: Infrastructure

Operating Impact: No changes to revenue or costs anticipated.

Funding Source:	Budget at 12/31/2008	2009 Approp	Total Budget
General Fund	44,500	0	44,500
Project Total:	<u>44,500</u>	<u>0</u>	<u>44,500</u>

5 Year Expenditure Plan	Expend to Date	2009	2010	2011	2012/2013
	0	44,500	0	0	0

Project: 170300

Description: Five-year lease-purchase agreement to finance the acquisition of one American Eurocopter AS 350 B3 to replace the 27 year old helicopter currently in use by Public Safety. Helicopter will be delivered for use in 2008.

Managed By: Public Safety

Type: Infrastructure

Operating Impact: No changes to revenue or costs anticipated.

Funding Source:	Budget at 12/31/2008	2009 Approp	Total Budget
Proceeds from Debt Incurred	3,558,000	0	3,558,000
Project Total:	<u>3,558,000</u>	<u>0</u>	<u>3,558,000</u>

5 Year Expenditure Plan	Expend to Date	2009	2010	2011	2012/2013
	2,645,724	912,276	0	0	0

2009-2013 CAPITAL PROJECTS

ACTIVE PROJECTS

District Wide - continued

Project: 170600

Description: Upgrade various base radio stations throughout the District to improve communications between park operations staff and fire personnel. The upgrade will improve District staff response to emergencies.

Managed By: Public Safety

Type: Infrastructure

Operating Impact: No changes to revenue or costs anticipated.

Funding Source:		Budget at 12/31/2008	2009 Approp	Total Budget	
General Fund		186,500	0	186,500	
Project Total:		<u>186,500</u>	<u>0</u>	<u>186,500</u>	
5 Year Expenditure Plan	Expend to Date	2009	2010	2011	2012/2013
	171,939	14,561	0	0	0

Project: 171700

Description: Build the new mobile fish exhibit; costs include staff time and contracted services.

Managed By: Interpretation/Recreation

Type: Infrastructure

Operating Impact: Anticipated First Year Of Operation: 2010

Operating Fund Source: General Fund

New Revenue: \$0 Start Up Cost:\$2,500

Personnel: 2.02 FTE Annual Operating Cost:\$212,178

Funding Source:		Budget at 12/31/2008	2009 Approp	Total Budget	
General Fund		70,000	0	70,000	
Project Total:		<u>70,000</u>	<u>0</u>	<u>70,000</u>	
5 Year Expenditure Plan	Expend to Date	2009	2010	2011	2012/2013
	59,243	10,757	0	0	0

Project: 171800

Description: District Wide improvements to Service Yards & Storage.

Managed By: Maintenance

Type: General

Operating Impact: No changes to revenue or costs anticipated.

Funding Source:		Budget at 12/31/2008	2009 Approp	Total Budget	
General Fund		750,000	100,000	850,000	
Project Total:		<u>750,000</u>	<u>100,000</u>	<u>850,000</u>	
5 Year Expenditure Plan	Expend to Date	2009	2010	2011	2012/2013
	64,178	300,000	200,000	285,822	0

2009-2013 CAPITAL PROJECTS

ACTIVE PROJECTS

District Wide - continued

Project: 171900

Description: Improvement of Public Safety Substation at Contra Loma.

Managed By: Public Safety

Type: General

Operating Impact: No changes to revenue or costs anticipated.

Funding Source:	Budget at 12/31/2008	2009 Approp	Total Budget
General Fund	38,000	0	38,000
Project Total:	<u>38,000</u>	<u>0</u>	<u>38,000</u>

5 Year Expenditure Plan	Expend to Date	2009	2010	2011	2012/2013
	24,024	13,976	0	0	0

Project: 172100

Description: Begin the design and build phase for mobile visitor center.

Managed By: Park Operations

Type: Infrastructure

Operating Impact: Anticipated First Year of Operation: 2009

Operating Fund Source: General Fund

New Revenue: \$0 Start Up Cost:\$25,600

Personnel: 2.09 FTE Annual Operating Cost:\$381,380

Funding Source:	Budget at 12/31/2008	2009 Approp	Total Budget
General Fund	300,000	0	300,000
Project Total:	<u>300,000</u>	<u>0</u>	<u>300,000</u>

5 Year Expenditure Plan	Expend to Date	2009	2010	2011	2012/2013
	27,373	272,627	0	0	0

Project: 172500

Description: Residence building improvement.

Managed By: Maintenance

Type: Infrastructure

Operating Impact: No changes to revenue or costs anticipated.

Funding Source:	Budget at 12/31/2008	2009 Approp	Total Budget
General Fund	7,500	0	7,500
Project Total:	<u>7,500</u>	<u>0</u>	<u>7,500</u>

5 Year Expenditure Plan	Expend to Date	2009	2010	2011	2012/2013
	2,914	4,586	0	0	0

2009-2013 CAPITAL PROJECTS

ACTIVE PROJECTS

District Wide - continued

Project: 172800

Description: Purchase up to fifty self contained breathing devices for use by Fire Department crews. These units will replace old units that are more than eighteen years old.

Managed By: Fire Dept

Type: Infrastructure

Operating Impact: No changes to revenue or costs anticipated.

Funding Source:	Budget at 12/31/2008	2009 Approp	Total Budget
General Fund	21,750	0	21,750
Project Total:	<u>21,750</u>	<u>0</u>	<u>21,750</u>

5 Year Expenditure Plan	Expend to Date	2009	2010	2011	2012/2013
	23,342	0	0	0	0

Project: 223600

Description: Narrow gauge trail property.

Managed By: Land

Type: Land acquisition

Operating Impact: No changes to revenue or costs anticipated.

Funding Source:	Budget at 12/31/2008	2009 Approp	Total Budget
General Fund	6,332	0	6,332
Two City Lighting & Landscape	10,000	0	10,000
Project Total:	<u>16,332</u>	<u>0</u>	<u>16,332</u>

5 Year Expenditure Plan	Expend to Date	2009	2010	2011	2012/2013
	10,983	5,349	0	0	0

Project: 229500

Description: Contra Costa Co. zoning permit conflicts.

Managed By: Land

Type: Land acquisition

Operating Impact: No changes to revenue or costs anticipated.

Funding Source:	Budget at 12/31/2008	2009 Approp	Total Budget
General Fund	5,000	0	5,000
Project Total:	<u>5,000</u>	<u>0</u>	<u>5,000</u>

5 Year Expenditure Plan	Expend to Date	2009	2010	2011	2012/2013
	3,256	1,744	0	0	

2009-2013 CAPITAL PROJECTS

ACTIVE PROJECTS

District Wide - continued

Project: 229600

Description: FUA #1 land use conflicts.

Managed By: Land

Type: Land acquisition

Operating Impact: No changes to revenue or costs anticipated.

Funding Source:	Budget at 12/31/2008	2009 Approp	Total Budget
General Fund	10,000	0	10,000
Designated for Land Fund	5,000	0	5,000
Project Total:	<u>15,000</u>	<u>0</u>	<u>15,000</u>

5 Year Expenditure Plan	<u>Expend to Date</u>	<u>2009</u>	<u>2010</u>	<u>2011</u>	<u>2012/2013</u>
	9,096	5,904	0	0	0

Project: 229900

Description: Designated funding for future acquisitions.

Managed By: Land

Type: Land acquisition

Operating Impact: No changes to revenue or costs anticipated.

Funding Source:	Budget at 12/31/2008	2009 Approp	Total Budget
Measure AA Bond	2,575,105	2,300,000	4,875,105
Measure AA Bond Interest	2,306,782	600,000	2,906,782
District Land Exchange Account	35,350	0	35,350
Designated for Land Fund	982,800	1,500,000	2,482,800
Project Total:	<u>5,900,037</u>	<u>4,400,000</u>	<u>10,300,037</u>

5 Year Expenditure Plan	<u>Expend to Date</u>	<u>2009</u>	<u>2010</u>	<u>2011</u>	<u>2012/2013</u>
	0	10,300,037	0	0	0

2009-2013 CAPITAL PROJECTS

ACTIVE PROJECTS

District Wide - continued

Project: 230000

Description: Future preliminary acquisition studies.

Managed By: Land

Type: Land acquisition

Operating Impact: No changes to revenue or costs anticipated.

Funding Source:	Budget at 12/31/2008	2009 Approp	Total Budget
Measure AA Bond	166,022	80,000	246,022
Measure AA Bond Interest	107,510	70,000	177,510
Designated for Land Fund	162,702	50,000	212,702
Land-Habitat Conservation Plan	75,400	-15,000	60,400
Project Total:	<u>511,634</u>	<u>185,000</u>	<u>696,634</u>

5 Year Expenditure Plan	Expend to Date	2009	2010	2011	2012/2013
	0	696,634	0	0	0

Project: 230009

Description: Combined budgets of fifty-seven preliminary acquisition studies,currently in progress.

Managed By: Land

Type: Land acquisition

Operating Impact: No changes to revenue or costs anticipated.

Funding Source:	Budget at 12/31/2008	2009 Approp	Total Budget
Measure AA Bond	780,133	10,000	790,133
Measure AA Bond Interest	314,556	20,000	334,556
Designated for Land Fund	592,200	0	592,200
Habitat Conservation Fund	200,000	0	200,000
CA Coastal Conservancy	25,000	0	25,000
Land-Habitat Conservation Plan	44,600	15,000	59,600
Project Total:	<u>1,956,489</u>	<u>45,000</u>	<u>2,001,489</u>

5 Year Expenditure Plan	Expend to Date	2009	2010	2011	2012/2013
	1,134,311	867,178	0	0	0

2009-2013 CAPITAL PROJECTS

ACTIVE PROJECTS

District Wide - continued

Project: 230700

Description: Murray Township acquisitions.

Managed By: Land

Type: Land acquisition

Operating Impact: No changes to revenue or costs anticipated.

Funding Source:	Budget at 12/31/2008	2009 Approp	Total Budget
General Fund	450,000	0	450,000
Project Total:	<u>450,000</u>	<u>0</u>	<u>450,000</u>

5 Year Expenditure Plan	Expend to Date	2009	2010	2011	2012/2013
	0	450,000	0	0	0

Project: 240000

Description: Urban acquisition.

Managed By: Land

Type: Land acquisition

Operating Impact: No changes to revenue or costs anticipated.

Funding Source:	Budget at 12/31/2008	2009 Approp	Total Budget
East Bay Community Foundation	5,000	0	5,000
Park & Rec Prop 40 Per Capita	486,569	0	486,569
Park & Rec Prop 40 RZH Per Cap	2,760,076	0	2,760,076
Project Total:	<u>3,251,645</u>	<u>0</u>	<u>3,251,645</u>

5 Year Expenditure Plan	Expend to Date	2009	2010	2011	2012/2013
	0	3,251,645	0	0	0

Project: 250000

Description: Future District Facilities

Managed By: Land

Type: Land acquisition

Operating Impact: No changes to revenue or costs anticipated.

Funding Source:	Budget at 12/31/2008	2009 Approp	Total Budget
General Fund	6,000,000	0	6,000,000
Project Total:	<u>6,000,000</u>	<u>0</u>	<u>6,000,000</u>

5 Year Expenditure Plan	Expend to Date	2009	2010	2011	2012/2013
	0	6,000,000			

2009-2013 CAPITAL PROJECTS

ACTIVE PROJECTS

District Wide - continued

Project: 500500

Description: Funds will be used for staff time and contracted services for sudden oak death study.

Managed By: Stewardship

Type: Resource protection

Operating Impact: No changes to revenue or costs anticipated.

Funding Source:		Budget at 12/31/2008	2009 Approp	Total Budget	
General Fund		50,000	50,000	100,000	
Project Total:		<u>50,000</u>	<u>50,000</u>	<u>100,000</u>	
5 Year Expenditure Plan	Expend to Date	2009	2010	2011	2012/2013
	10,359	89,641	0	0	0

Project: 500700

Description: \$56k of this budget is funding a Resource Analyst position to assist with wildland vegetation management and the remainder will be used to monitor wildland vegetation.

Managed By: Stewardship

Type: Resource protection

Operating Impact: No changes to revenue or costs anticipated.

Funding Source:		Budget at 12/31/2008	2009 Approp	Total Budget	
General Fund		217,540	0	217,540	
Project Total:		<u>217,540</u>	<u>0</u>	<u>217,540</u>	
5 Year Expenditure Plan	Expend to Date	2009	2010	2011	2012/2013
	103,299	114,241	0	0	0

Project: 500800

Description: Install video cameras and recorders in all Public Safety vehicles.

Managed By: Public Safety

Type: Infrastructure

Operating Impact: No changes to revenue or costs anticipated.

Funding Source:		Budget at 12/31/2008	2009 Approp	Total Budget	
General Fund		74,900	0	74,900	
Project Total:		<u>74,900</u>	<u>0</u>	<u>74,900</u>	
5 Year Expenditure Plan	Expend to Date	2009	2010	2011	2012/2013
	0	74,900	0	0	0

2009-2013 CAPITAL PROJECTS

ACTIVE PROJECTS

District Wide - continued

Project: 500900

Description: Hire consultant to assess the future needs of the public safety headquarters for work and training space.

Managed By: Public Safety

Type: Infrastructure

Operating Impact: No changes to revenue or costs anticipated.

Funding Source:		Budget at 12/31/2008	2009 Approp	Total Budget	
General Fund		50,000	0	50,000	
Project Total:		<u>50,000</u>	<u>0</u>	<u>50,000</u>	
5 Year Expenditure Plan	Expend to Date	2009	2010	2011	2012/2013
	0	50,000	0	0	0

Project: 501000

Description: The District wishes to preserve the valuable human resource available via documentation of oral histories from members of the community where our parks are located. Funding for this project will allow for the preservation of that historical knowledge.

Managed By: Interpretation/Recreation

Type: Resource protection

Operating Impact: No changes to revenue or costs anticipated.

Funding Source:		Budget at 12/31/2008	2009 Approp	Total Budget	
General Fund		20,000	0	20,000	
Project Total:		<u>20,000</u>	<u>0</u>	<u>20,000</u>	
5 Year Expenditure Plan	Expend to Date	2009	2010	2011	2012/2013
	4,500	10,000	5,500	0	0

Project: 505300

Description: Road maintenance for communication sites.

Managed By: Maintenance

Type: Infrastructure

Operating Impact: No changes to revenue or costs anticipated.

Funding Source:		Budget at 12/31/2008	2009 Approp	Total Budget	
General Fund		79,439	0	79,439	
Project Total:		<u>79,439</u>	<u>0</u>	<u>79,439</u>	
5 Year Expenditure Plan	Expend to Date	2009	2010	2011	2012/2013
	63,045	3,000	3,000	3,000	7,394

2009-2013 CAPITAL PROJECTS

ACTIVE PROJECTS

District Wide - continued

Project: 505900

Description: Paving rehabilitation throughout the District.

Managed By: Maintenance

Type: Infrastructure

Operating Impact: No changes to revenue or costs anticipated.

Funding Source:	Budget at 12/31/2008	2009 Approp	Total Budget
General Fund	146,466	0	146,466
Contra Costa Co Water District	10,000	0	10,000
Project Total:	<u>156,466</u>	<u>0</u>	<u>156,466</u>

5 Year Expenditure Plan	Expend to Date	2009	2010	2011	2012/2013
	108,747	47,719	0	0	0

Project: 519200

Description: District payroll system programming refinement.

Managed By: Administration

Type: General

Operating Impact: No changes to revenue or costs anticipated.

Funding Source:	Budget at 12/31/2008	2009 Approp	Total Budget
General Fund	304,999	0	304,999
Project Total:	<u>304,999</u>	<u>0</u>	<u>304,999</u>

5 Year Expenditure Plan	Expend to Date	2009	2010	2011	2012/2013
	220,017	84,982	0	0	0

Project: 520000

Description: Habitat protection.

Managed By: Stewardship

Type: Resource protection

Operating Impact: No changes to revenue or costs anticipated.

Funding Source:	Budget at 12/31/2008	2009 Approp	Total Budget
General Fund	377,500	0	377,500
Resource Enhancement Program	10,000	10,000	20,000
Project Total:	<u>387,500</u>	<u>10,000</u>	<u>397,500</u>

5 Year Expenditure Plan	Expend to Date	2009	2010	2011	2012/2013
	351,635	15,000	15,000	15,865	0

2009-2013 CAPITAL PROJECTS

ACTIVE PROJECTS

District Wide - continued

Project: 520700

Description: Maintenance for paved roads and trails.

Managed By: Maintenance

Type: Infrastructure

Operating Impact: No changes to revenue or costs anticipated.

Funding Source:	Budget at 12/31/2008	2009 Approp	Total Budget
General Fund	1,783,704	500,000	2,283,704
Park & Rec Prop 40 Per Capita	44,829	0	44,829
Park & Rec Prop 12 Per Capita	739,160	0	739,160
Project Total:	<u>2,567,694</u>	<u>500,000</u>	<u>3,067,694</u>

5 Year Expenditure Plan	Expend to Date	2009	2010	2011	2012/2013
	1,300,093	1,000,000	767,601	0	0

Project: 521500

Description: Annual beach sand replacement.

Managed By: Park Operations

Type: Infrastructure

Operating Impact: No changes to revenue or costs anticipated.

Funding Source:	Budget at 12/31/2008	2009 Approp	Total Budget
General Fund	75,000	0	75,000
Project Total:	<u>75,000</u>	<u>0</u>	<u>75,000</u>

5 Year Expenditure Plan	Expend to Date	2009	2010	2011	2012/2013
	37,071	37,929	0	0	0

Project: 533100

Description: Maintenance of pipes and pumps.

Managed By: Maintenance

Type: Infrastructure

Operating Impact: No changes to revenue or costs anticipated.

Funding Source:	Budget at 12/31/2008	2009 Approp	Total Budget
General Fund	200,000	0	200,000
Project Total:	<u>200,000</u>	<u>0</u>	<u>200,000</u>

5 Year Expenditure Plan	Expend to Date	2009	2010	2011	2012/2013
	123,023	25,000	25,000	26,977	0

2009-2013 CAPITAL PROJECTS

ACTIVE PROJECTS

District Wide - continued

Project: 534100

Description: Automated fee collections program.

Managed By: Park Operations

Type: Infrastructure

Operating Impact: No changes to revenue or costs anticipated.

Funding Source:		Budget at 12/31/2008	2009 Approp	Total Budget	
General Fund		70,000	0	70,000	
Project Total:		<u>70,000</u>	<u>0</u>	<u>70,000</u>	
5 Year Expenditure Plan	Expend to Date	2009	2010	2011	2012/2013
	69,308	692	0	0	0

Project: 535000

Description: Maintain, restore District bridges.

Managed By: Maintenance

Type: Public access

Operating Impact: No changes to revenue or costs anticipated.

Funding Source:		Budget at 12/31/2008	2009 Approp	Total Budget	
General Fund		50,055	0	50,055	
Project Total:		<u>50,055</u>	<u>0</u>	<u>50,055</u>	
5 Year Expenditure Plan	Expend to Date	2009	2010	2011	2012/2013
	0	0	50,055	0	0

Project: 535100

Description: Renovate and maintain various playgrounds throughout the District.

Managed By: Maintenance

Type: Public access

Operating Impact: No changes to revenue or costs anticipated.

Funding Source:		Budget at 12/31/2008	2009 Approp	Total Budget	
General Fund		98,894	0	98,894	
Project Total:		<u>98,894</u>	<u>0</u>	<u>98,894</u>	
5 Year Expenditure Plan	Expend to Date	2009	2010	2011	2012/2013
	0	0	98,894	0	0

2009-2013 CAPITAL PROJECTS

ACTIVE PROJECTS

District Wide - continued

Project: 535200

Description: Maintain piers throughout the District.

Managed By: Maintenance

Type: Infrastructure

Operating Impact: No changes to revenue or costs anticipated.

Funding Source:		Budget at 12/31/2008	2009 Approp	Total Budget	
General Fund		74,389	0	74,389	
Project Total:		<u>74,389</u>	<u>0</u>	<u>74,389</u>	
5 Year Expenditure Plan	Expend to Date	2009	2010	2011	2012/2013
	8,206	30,000	36,183	0	0

Project: 535600

Description: Upgrade equipment to meet American with Disabilities Act requirements.

Managed By: Design & Construction

Type: Public access

Operating Impact: No changes to revenue or costs anticipated.

Funding Source:		Budget at 12/31/2008	2009 Approp	Total Budget	
General Fund		564,397	0	564,397	
Project Total:		<u>564,397</u>	<u>0</u>	<u>564,397</u>	
5 Year Expenditure Plan	Expend to Date	2009	2010	2011	2012/2013
	41,690	0	261,353	261,354	0

Project: 535601

Description: Upgrade District website to make it accessible for disabled users.

Managed By: Administration

Type: General

Operating Impact: No changes to revenue or costs anticipated.

Funding Source:		Budget at 12/31/2008	2009 Approp	Total Budget	
General Fund		100,000	0	100,000	
Project Total:		<u>100,000</u>	<u>0</u>	<u>100,000</u>	
5 Year Expenditure Plan	Expend to Date	2009	2010	2011	2012/2013
	107,190	0	0	0	0

2009-2013 CAPITAL PROJECTS

ACTIVE PROJECTS

District Wide - continued

Project: 535602

Description: Resolve issues related to universal access. New ADA crew will address tasks previously determined to require time and skills beyond existing park staff capacity.

Managed By: Maintenance

Type: Public access

Operating Impact: No changes to revenue or costs anticipated.

Funding Source:	Budget at 12/31/2008	2009 Approp	Total Budget
General Fund	534,160	500,000	1,034,160
Park & Rec Prop 40 Per Capita	100,000	0	100,000
Project Total:	<u>634,160</u>	<u>500,000</u>	<u>1,134,160</u>

5 Year Expenditure Plan	Expend to Date	2009	2010	2011	2012/2013
	56,277	975,000	86,000	16,883	

Project: 535603

Description: Resolve access issues within parks. A3 and A4 level corrections may be completed by existing park staff.

Managed By: Park Operations

Type: Public access

Operating Impact: No changes to revenue or costs anticipated.

Funding Source:	Budget at 12/31/2008	2009 Approp	Total Budget
General Fund	126,400	0	126,400
Project Total:	<u>126,400</u>	<u>0</u>	<u>126,400</u>

5 Year Expenditure Plan	Expend to Date	2009	2010	2011	2012/2013
	115,435	10,965	0	0	0

Project: 535700

Description: Install 10 interpretive signs for the Juan Bautista de Anza National Historic Trail.

Managed By: Interpretation/Recreation

Type: General

Operating Impact: No changes to revenue or costs anticipated.

Funding Source:	Budget at 12/31/2008	2009 Approp	Total Budget
NPS Challenge Cost Share	10,600	0	10,600
Project Total:	<u>10,600</u>	<u>0</u>	<u>10,600</u>

5 Year Expenditure Plan	Expend to Date	2009	2010	2011	2012/2013
	4,600	6,000	0	0	0

2009-2013 CAPITAL PROJECTS

ACTIVE PROJECTS

District Wide - continued

Project: 535800

Description: Maintain and secure underground fuel vaults.

Managed By: Maintenance

Type: Infrastructure

Operating Impact: No changes to revenue or costs anticipated.

Funding Source:	Budget at 12/31/2008	2009 Approp	Total Budget		
General Fund	142,391	0	142,391		
Project Total:	<u>142,391</u>	<u>0</u>	<u>142,391</u>		
5 Year Expenditure Plan	Expend to Date	2009	2010	2011	2012/2013
	26,183	25,000	25,000	25,000	41,208

Project: 535900

Description: Install vault toilets District wide.

Managed By: Maintenance

Type: Infrastructure

Operating Impact: No changes to revenue or costs anticipated.

Funding Source:	Budget at 12/31/2008	2009 Approp	Total Budget		
General Fund	190,000	100,000	290,000		
Project Total:	<u>190,000</u>	<u>100,000</u>	<u>290,000</u>		
5 Year Expenditure Plan	Expend to Date	2009	2010	2011	2012/2013
	52,043	150,000	50,000	37,957	0

Project: 536000

Description: Provide for utility connections throughout the District.

Managed By: Maintenance

Type: Infrastructure

Operating Impact: No changes to revenue or costs anticipated.

Funding Source:	Budget at 12/31/2008	2009 Approp	Total Budget		
General Fund	340,271	0	340,271		
Project Total:	<u>340,271</u>	<u>0</u>	<u>340,271</u>		
5 Year Expenditure Plan	Expend to Date	2009	2010	2011	2012/2013
	168,233	80,000	40,000	40,000	12,038

2009-2013 CAPITAL PROJECTS

ACTIVE PROJECTS

District Wide - continued

Project: 538500

Description: Remove hazardous trees.

Managed By: Park Operations

Type: Resource protection

Operating Impact: No changes to revenue or costs anticipated.

Funding Source:		Budget at 12/31/2008	2009 Approp	Total Budget	
General Fund		174,999	0	174,999	
Project Total:		<u>174,999</u>	<u>0</u>	<u>174,999</u>	
5 Year Expenditure Plan	Expend to Date	2009	2010	2011	2012/2013
	66,850	108,149	0	0	0

Project: 539600

Description: Remove invasive Yellow Star Thistle.

Managed By: Stewardship

Type: Resource protection

Operating Impact: No changes to revenue or costs anticipated.

Funding Source:		Budget at 12/31/2008	2009 Approp	Total Budget	
General Fund		100,000	0	100,000	
Project Total:		<u>100,000</u>	<u>0</u>	<u>100,000</u>	
5 Year Expenditure Plan	Expend to Date	2009	2010	2011	2012/2013
	74,394	25,606	0	0	0

Project: 540300

Description: Install ten benchmark grid GPS units for survey work enhancement.

Managed By: Design & Construction

Type: Resource protection

Operating Impact: No changes to revenue or costs anticipated.

Funding Source:		Budget at 12/31/2008	2009 Approp	Total Budget	
Private Party Grants		35,000	0	35,000	
Project Total:		<u>35,000</u>	<u>0</u>	<u>35,000</u>	
5 Year Expenditure Plan	Expend to Date	2009	2010	2011	2012/2013
	18,607	8,196	8,197	0	0

2009-2013 CAPITAL PROJECTS

ACTIVE PROJECTS

District Wide - continued

Project: 540800

Description: Participate in wildfire prevention with multiple government groups.

Managed By: Stewardship

Type: Resource protection

Operating Impact: No changes to revenue or costs anticipated.

Funding Source:	Budget at 12/31/2008	2009 Approp	Total Budget
General Fund	158,036	0	158,036
Measure CC Property Tax	493,561	0	493,561
Project Total:	<u>651,597</u>	<u>0</u>	<u>651,597</u>

5 Year Expenditure Plan	Expend to Date	2009	2010	2011	2012/2013
	589,264	62,333	0	0	0

Project: 543400

Description: Use radiotelemetry to track falcons by plane, to study their habits and find how to best protect them in their habitat.

Managed By: Stewardship

Type: Resource protection

Operating Impact: No changes to revenue or costs anticipated.

Funding Source:	Budget at 12/31/2008	2009 Approp	Total Budget
General Fund	27,063	0	27,063
Save Mt. Diablo Donation	20,000	0	20,000
Regional Parks Foundation	10,025	0	10,025
Resource Enhancement Program	73,050	15,000	88,050
Project Total:	<u>130,138</u>	<u>15,000</u>	<u>145,138</u>

5 Year Expenditure Plan	Expend to Date	2009	2010	2011	2012/2013
	129,110	16,028	0	0	0

2009-2013 CAPITAL PROJECTS

ACTIVE PROJECTS

District Wide - continued

Project: 543900

Description: Develop habitat conservation plans and policies.

Managed By: Stewardship

Type: Resource protection

Operating Impact: No changes to revenue or costs anticipated.

Funding Source:		Budget at 12/31/2008	2009 Approp	Total Budget	
General Fund		50,000	0	50,000	
Project Total:		<u>50,000</u>	<u>0</u>	<u>50,000</u>	
5 Year Expenditure Plan	Expend to Date	2009	2010	2011	2012/2013
	0	50,000	0	0	0

Project: 544300

Description: Cooperative agreement with CALTRANS to clean up roadways (EBCC pass through).

Managed By: Grants Dept

Type: Resource protection

Operating Impact: No changes to revenue or costs anticipated.

Funding Source:		Budget at 12/31/2008	2009 Approp	Total Budget	
CALTRANS		3,969,939	0	3,969,939	
Project Total:		<u>3,969,939</u>	<u>0</u>	<u>3,969,939</u>	
5 Year Expenditure Plan	Expend to Date	2009	2010	2011	2012/2013
	3,931,236	38,703	0	0	0

Project: 544301

Description: Agreement with CalTrans to clean up roadways (Civicorps Pass-Through).

Managed By: Grants Dept

Type: Infrastructure

Operating Impact: No changes to revenue or costs anticipated.

Funding Source:		Budget at 12/31/2008	2009 Approp	Total Budget	
CALTRANS		1,486,875	0	1,486,875	
Project Total:		<u>1,486,875</u>	<u>0</u>	<u>1,486,875</u>	
5 Year Expenditure Plan	Expend to Date	2009	2010	2011	2012/2013
	1,472,006	14,869	0	0	0

2009-2013 CAPITAL PROJECTS

ACTIVE PROJECTS

District Wide - continued

Project: 549500

Description: Wildlife volunteer project at Diablo Foothills and Clayton Ranch Regional Parks.

Managed By: Stewardship

Type: Resource protection

Operating Impact: No changes to revenue or costs anticipated.

Funding Source:	Budget at 12/31/2008	2009 Approp	Total Budget
Resource Enhancement Program	5,000	0	5,000
Project Total:	<u>5,000</u>	<u>0</u>	<u>5,000</u>

5 Year Expenditure Plan	Expend to Date	2009	2010	2011	2012/2013
	1,508	3,492	0	0	0

Project: 549600

Description: Funds are to be used for camping equipment for outreach programs.

Managed By: Recreation

Type: General

Operating Impact: No changes to revenue or costs anticipated.

Funding Source:	Budget at 12/31/2008	2009 Approp	Total Budget
Recreational Equipment Inc	12,500	0	12,500
Project Total:	<u>12,500</u>	<u>0</u>	<u>12,500</u>

5 Year Expenditure Plan	Expend to Date	2009	2010	2011	2012/2013
	4,924	7,576	0	0	0

Project: 549700

Description: Install equipment at 2 park locations to ensure that a point of sale computer system can improve collection and monitoring of park fees and membership activities.

Managed By: Park Operations

Type: General

Operating Impact: No changes to revenue or costs anticipated.

Funding Source:	Budget at 12/31/2008	2009 Approp	Total Budget
General Fund	30,000	40,000	70,000
Regional Parks Foundation	10,000	0	10,000
Project Total:	<u>40,000</u>	<u>40,000</u>	<u>80,000</u>

5 Year Expenditure Plan	Expend to Date	2009	2010	2011	2012/2013
	38,884	41,116	0	0	0

2009-2013 CAPITAL PROJECTS

ACTIVE PROJECTS

District Wide - continued

Project: 550000

Description: Staffing, contract work, materials & equipment to support district wide fuels & fire management program.

Managed By: Fire Dept

Type: Resource protection

Operating Impact: No changes to revenue or costs anticipated.

Funding Source:		Budget at 12/31/2008	2009 Approp	Total Budget	
General Fund		1,647,555	100,000	1,747,555	
Project Total:		<u>1,647,555</u>	<u>100,000</u>	<u>1,747,555</u>	
5 Year Expenditure Plan	Expend to Date	2009	2010	2011	2012/2013
	692,241	1,055,314	0	0	0

Project: 550100

Description: Upgrade park office voice and data wiring for all communications.

Managed By: Information Services

Type: Infrastructure

Operating Impact: No changes to revenue or costs anticipated.

Funding Source:		Budget at 12/31/2008	2009 Approp	Total Budget	
General Fund		150,000	50,000	200,000	
Project Total:		<u>150,000</u>	<u>50,000</u>	<u>200,000</u>	
5 Year Expenditure Plan	Expend to Date	2009	2010	2011	2012/2013
	51,994	148,006	0	0	0

Project: 550200

Description: Provide funding for telephone handset replacements. It is estimated that District telephones have a projected life of seven years. This project will receive annual funding to save up that amount essential for required replacement.

Managed By: Information Services

Type: Infrastructure

Operating Impact: No changes to revenue or costs anticipated.

Funding Source:		Budget at 12/31/2008	2009 Approp	Total Budget	
General Fund		13,750	13,750	27,500	
Project Total:		<u>13,750</u>	<u>13,750</u>	<u>27,500</u>	
5 Year Expenditure Plan	Expend to Date	2009	2010	2011	2012/2013
	0	27,500	0	0	0

2009-2013 CAPITAL PROJECTS

ACTIVE PROJECTS

District Wide - continued

Project: 550300

Description: Study levee certification requirements, District wide.

Managed By: Design & Construction

Type: Infrastructure

Operating Impact: No changes to revenue or costs anticipated.

Funding Source:		Budget at 12/31/2008	2009 Approp	Total Budget	
General Fund		50,000	30,000	80,000	
Project Total:		<u>50,000</u>	<u>30,000</u>	<u>80,000</u>	
5 Year Expenditure Plan	Expend to Date	2009	2010	2011	2012/2013
	0	80,000	0	0	0

Project: 550500

Description: Freeway signage.

Managed By: Public Affairs

Type: General

Operating Impact: No changes to revenue or costs anticipated.

Funding Source:		Budget at 12/31/2008	2009 Approp	Total Budget	
General Fund		155,000	0	155,000	
Project Total:		<u>155,000</u>	<u>0</u>	<u>155,000</u>	
5 Year Expenditure Plan	Expend to Date	2009	2010	2011	2012/2013
	53,856	101,144	0	0	0

Project: 571200

Description: Funding provided to control the invasive Quagga mussel through increased boat inspection and boater education.

Managed By: Park Operations

Type: Resource protection

Operating Impact: No changes to revenue or costs anticipated.

Funding Source:		Budget at 12/31/2008	2009 Approp	Total Budget	
General Fund		150,000	423,271	573,271	
Project Total:		<u>150,000</u>	<u>423,271</u>	<u>573,271</u>	
5 Year Expenditure Plan	Expend to Date	2009	2010	2011	2012/2013
	208,922	100,000	100,000	100,000	64,349

2009-2013 CAPITAL PROJECTS

ACTIVE PROJECTS

District Wide - continued

Project: 571400

Description: Develop a District-wide planning document to consider developing 100 miles of new multi-use trails within the next ten years.

Managed By: Land

Type: Public access

Operating Impact: No changes to revenue or costs anticipated.

Funding Source:	Budget at 12/31/2008	2009 Approp	Total Budget
General Fund	0	50,000	50,000
Project Total:	0	50,000	50,000

5 Year Expenditure Plan	Expend to Date	2009	2010	2011	2012/2013
	0	15,000	15,000	10,000	10,000

Project: 571600

Description: Replace the safety and security film for windows on the District headquarters building.

Managed By: Office Services

Type: Infrastructure

Operating Impact: No changes to revenue or costs anticipated.

Funding Source:	Budget at 12/31/2008	2009 Approp	Total Budget
General Fund	120,000	0	120,000
Project Total:	120,000	0	120,000

5 Year Expenditure Plan	Expend to Date	2009	2010	2011	2012/2013
	0	120,000	0	0	0

Project: 571800

Description: Contract for engineering consulting services for the design of plans and specification for sediment basin dredging to submit with regulatory permits.

Managed By: Design & Construction

Type: Resource protection

Operating Impact: No changes to revenue or costs anticipated.

Funding Source:	Budget at 12/31/2008	2009 Approp	Total Budget
General Fund	0	100,000	100,000
Project Total:	0	100,000	100,000

5 Year Expenditure Plan	Expend to Date	2009	2010	2011	2012/2013
	0	50,000	50,000	0	0

District Wide - continued

Project: 599900

Description: Project used to track preliminary design and construction costs.

Managed By: Design & Construction

Type: Infrastructure

Operating Impact: No changes to revenue or costs anticipated.

Funding Source:		Budget at 12/31/2008	2009 Approp	Total Budget		
General Fund		0	2,703,132	2,703,132		
Project Total:		<u>0</u>	<u>2,703,132</u>	<u>2,703,132</u>		
5 Year Expenditure Plan	Expend to Date	2009	2010	2011	2012/2013	
	0	2,703,132	0	0	0	

Don Castro Regional Recreation Area

Project: 130600

Description: Replace outdated swim lagoon filters and plumbing; replace gas chlorine with alternative disinfection system. Fill lagoon to an even depth of five feet maximum to reduce treated volume. Install a concrete base.

Managed By: Design & Construction

Type: Infrastructure

Operating Impact: No changes to revenue or costs anticipated.

Funding Source:	Budget at 12/31/2008	2009 Approp	Total Budget
General Fund	1,030,000	0	1,030,000
Park & Rec Prop 12 Per Capita	249,975	0	249,975
Project Total:	<u>1,279,975</u>	<u>0</u>	<u>1,279,975</u>

5 Year Expenditure Plan	Expend to Date	2009	2010	2011	2012/2013
	534,733	745,242	0	0	0

2009-2013 CAPITAL PROJECTS

ACTIVE PROJECTS

Dry Creek Pioneer Regional Park

Project: 133000

Description: Phase I: Install staging area and access improvements. Obtain annexation to ACWD and new water main for potable water irrigation and fire protection from Mission Blvd to Meyer's Cottage.

Managed By: Design & Construction

Type: Public access

Operating Impact: No changes to revenue or costs anticipated.

Funding Source:	Budget at 12/31/2008	2009 Approp	Total Budget
Measure AA Bond	1,163,661	0	1,163,661
General Fund	200,000	0	200,000
Project Total:	<u>1,363,661</u>	<u>0</u>	<u>1,363,661</u>

5 Year Expenditure Plan	Expend to Date	2009	2010	2011	2012/2013
	1,362,894	767	0	0	0

Project: 502400

Description: Hire consultant to update garden plan in accordance to the historical period of the estate.

Managed By: Park Operations

Type: Resource protection

Operating Impact: No changes to revenue or costs anticipated.

Funding Source:	Budget at 12/31/2008	2009 Approp	Total Budget
General Fund	20,201	0	20,201
Project Total:	<u>20,201</u>	<u>0</u>	<u>20,201</u>

5 Year Expenditure Plan	Expend to Date	2009	2010	2011	2012/2013
	19,324	877	0	0	0

2009-2013 CAPITAL PROJECTS

ACTIVE PROJECTS

Dublin Hills Regional Park

Project: 145300

Description: Fire hydrants and utility meter improvements for park users and livestock. Additionally, funds will be used to construct trail.

Managed By: Land

Type: Public access

Operating Impact: No changes to revenue or costs anticipated.

Funding Source:	Budget at 12/31/2008	2009 Approp	Total Budget
Land Funds Private Party	91,000	0	91,000
Project Total:	91,000	0	91,000

5 Year Expenditure Plan	Expend to Date	2009	2010	2011	2012/2013
	0	91,000	0	0	0

Project: 203201

Description: Machado property.

Managed By: Land

Type: Safety & security

Operating Impact: No changes to revenue or costs anticipated.

Funding Source:	Budget at 12/31/2008	2009 Approp	Total Budget
Measure AA Bond	17,723	0	17,723
Project Total:	17,723	0	17,723

5 Year Expenditure Plan	Expend to Date	2009	2010	2011	2012/2013
	16,136	1,587	0	0	0

Project: 209701

Description: John Machado property.

Managed By: Land

Type: Safety & security

Operating Impact: No changes to revenue or costs anticipated.

Funding Source:	Budget at 12/31/2008	2009 Approp	Total Budget
Measure AA Bond	58,000	0	58,000
Project Total:	58,000	0	58,000

5 Year Expenditure Plan	Expend to Date	2009	2010	2011	2012/2013
	21,668	36,332	0	0	0

2009-2013 CAPITAL PROJECTS

ACTIVE PROJECTS

Eastshore State Park

Project: 140500

Description: Plan, design and build the Tom Bates sports field facility.

Managed By: Grants Dept

Type: Public access

Operating Impact: No changes to revenue or costs anticipated.

Funding Source:	Budget at 12/31/2008	2009 Approp	Total Budget
General Fund	30,000	0	30,000
Park & Rec Urban Park Act	3,000,000	0	3,000,000
Park & Rec Youth Soccer	1,000,000	0	1,000,000
Park & Rec Healthy Community	1,000,000	0	1,000,000
Project Total:	<u>5,030,000</u>	<u>0</u>	<u>5,030,000</u>

5 Year Expenditure Plan	Expend to Date	2009	2010	2011	2012/2013
	5,030,173	0	0	0	0

Project: 142500

Description: Extend the Bay Trail around the Golden Gate Fields racetrack facility.

Managed By: Design & Construction

Type: Public access

Operating Impact: No change to revenue or costs anticipated.

Funding Source:	Budget at 12/31/2008	2009 Approp	Total Budget
Measure CC Property Tax	100,000	0	100,000
Project Total:	<u>100,000</u>	<u>0</u>	<u>100,000</u>

5 Year Expenditure Plan	Expend to Date	2009	2010	2011	2012/2013
	46,466	53,534	0	0	0

2009-2013 CAPITAL PROJECTS

ACTIVE PROJECTS

Eastshore State Park - continued

Project: 149700

Description: Phase III of ESSP project: Develop facilities for public recreational and fish and wildlife habitat protection purposes. Phase I & II were paid by local REP fund.

Managed By: Land

Type: Resource protection

Operating Impact: No changes to revenue or costs anticipated.

Funding Source:	Budget at 12/31/2008	2009 Approp	Total Budget
CA Coastal Conservancy	1,472,000	0	1,472,000
Resource Enhancement Program	100,000	0	100,000
Project Total:	<u>1,572,000</u>	<u>0</u>	<u>1,572,000</u>

5 Year Expenditure Plan	Expend to Date	2009	2010	2011	2012/2013
	203,840	1,368,160	0	0	0

Project: 206500

Description: Catelus property.

Managed By: Land

Type: Land acquisition

Operating Impact: No changes to revenue or costs anticipated.

Funding Source:	Budget at 12/31/2008	2009 Approp	Total Budget
Measure AA Bond	2,815,000	0	2,815,000
MTC	950,000	0	950,000
Measure CC Property Tax	34,000	0	34,000
Project Total:	<u>3,799,000</u>	<u>0</u>	<u>3,799,000</u>

5 Year Expenditure Plan	Expend to Date	2009	2010	2011	2012/2013
	3,720,094	78,906	0	0	0

2009-2013 CAPITAL PROJECTS

ACTIVE PROJECTS

Eastshore State Park - continued

Project: 208900

Description: Oakland Army Base property.

Managed By: Land

Type: Land acquisition

Operating Impact: No changes to revenue or costs anticipated.

Funding Source:	Budget at 12/31/2008	2009 Approp	Total Budget
Measure AA Bond	50,000	10,000	60,000
Project Total:	<u>50,000</u>	<u>10,000</u>	<u>60,000</u>

5 Year Expenditure Plan	Expend to Date	2009	2010	2011	2012/2013
	56,406	3,594	0	0	0

Project: 500300

Description: Burrowing owls habitat protection project. The City of Albany will pay for mowing and fence repair beginning 2008 through 2013, not to exceed \$25,000 for five years. In 2014, the District will fund the ongoing maintenance of this habitat.

Managed By: Park Operations

Type: Resource protection

Operating Impact: No changes to revenue or costs anticipated.

Funding Source:	Budget at 12/31/2008	2009 Approp	Total Budget
General Fund	3,000	0	3,000
Measure CC Property Tax	1,000	0	1,000
Resource Enhancement Program	25,000	0	25,000
Project Total:	<u>29,000</u>	<u>0</u>	<u>29,000</u>

5 Year Expenditure Plan	Expend to Date	2009	2010	2011	2012/2013
	4,000	25,000	0	0	0

Eastshore State Park - continued

Project: 517100

Description: Control invasive non-native spartina plants.

Managed By: Stewardship

Type: Resource protection

Operating Impact: No changes to revenue or costs anticipated.

Funding Source:	Budget at 12/31/2008	2009 Approp	Total Budget
Radio Unica	7,500	0	7,500
Project Total:	<u>7,500</u>	<u>0</u>	<u>7,500</u>

5 Year Expenditure Plan	Expend to Date	2009	2010	2011	2012/2013
	3,182	1,400	1,400	1,400	118

Project: 571500

Description: Perform feasibility to determine if beach and dune system can be restored.

Managed By: Land

Type: Resource protection

Funding Source:	Budget at 12/31/2008	2009 Approp	Total Budget
Resource Enhancement Program	0	100,000	100,000
Project Total:	<u>0</u>	<u>100,000</u>	<u>100,000</u>

5 Year Expenditure Plan	Expend to Date	2009	2010	2011	2012/2013
	0	25,000	50,000	25,000	0

2009-2013 CAPITAL PROJECTS

ACTIVE PROJECTS

Garin Regional Park

Project: 145100

Description: Replace existing boundary and internal fencing.

Managed By: Stewardship

Type: Infrastructure

Operating Impact: No changes to revenue or costs anticipated.

Funding Source:	Budget at 12/31/2008	2009 Approp	Total Budget
General Fund	50,000	0	50,000
Project Total:	<u>50,000</u>	<u>0</u>	<u>50,000</u>

5 Year Expenditure Plan	Expend to Date	2009	2010	2011	2012/2013
	0	50,000	0	0	0

Project: 208000

Description: Hayward 1900; Stonebrae property.

Managed By: Land

Type: Land acquisition

Operating Impact: Anticipated First Year of Operation: 2011
coordinated with opening of Walpert Ridge project
number 231800.

Funding Source:	Budget at 12/31/2008	2009 Approp	Total Budget
Measure AA Bond	115,000	5,000	120,000
General Fund	10,000	0	10,000
Land Funds From Developers	450,000	0	450,000
Project Total:	<u>575,000</u>	<u>5,000</u>	<u>580,000</u>

5 Year Expenditure Plan	Expend to Date	2009	2010	2011	2012/2013
	576,851	3,149	0	0	0

Project: 231800

Description: Walpert Ridge property.

Managed By: Land

Type: Land acquisition

Operating Impact: Anticipated First Year Of Operation: 2011
Operating Fund Source: Zone of Benefit Fund
New Revenue: \$0 Start Up Cost: \$ 90,000
Personnel: 1.27 FTE Annual Operating Cost:\$232,080

Funding Source:	Budget at 12/31/2008	2009 Approp	Total Budget
Measure AA Bond	15,000	0	15,000
Center Biological Diversity	29,698	0	29,698
Project Total:	<u>44,698</u>	<u>0</u>	<u>44,698</u>

5 Year Expenditure Plan	Expend to Date	2009	2010	2011	2012/2013
	35,731	8,967	0	0	0

2009 Adopted Budget

175

East Bay Regional Park District

Garin Regional Park - continued

Project: 501300

Description: Frog and Salamander Habitat project consisting of restoration of the Newt Pond Wildlife Area at Garin, public education and partnerships for up to 3,500 participants.

Managed By: Stewardship

Type: Resource protection

Operating Impact: No changes to revenue or costs anticipated.

Funding Source:	Budget at 12/31/2008	2009 Approp	Total Budget		
Regional Parks Foundation	25,000	0	25,000		
Project Total:	25,000	0	25,000		
5 Year Expenditure Plan	Expend to Date	2009	2010	2011	2012/2013
	913	24,087	0	0	0

Hayward Regional Shoreline

Project: 104500

Description: Install doors for storage bays.

Managed By: Maintenance

Type: Infrastructure

Operating Impact: No changes to revenue or costs anticipated.

Funding Source:		Budget at 12/31/2008	2009 Approp	Total Budget	
General Fund		50,000	0	50,000	
Project Total:		<u>50,000</u>	<u>0</u>	<u>50,000</u>	
5 Year Expenditure Plan	Expend to Date	2009	2010	2011	2012/2013
	0	50,000	0	0	0

Project: 117201

Description: Remove Mt Eden Creek levee to improve the ecological reserve at Eden Landing.

Managed By: Design & Construction

Type: Resource protection

Operating Impact: No changes to revenue or costs anticipated.

Funding Source:		Budget at 12/31/2008	2009 Approp	Total Budget	
Measure AA Bond		5,400	0	5,400	
Nat'l Oceanic & Atmospheric Ad		30,000	0	30,000	
Wildlife Conservation Board		3,560,000	0	3,560,000	
Project Total:		<u>3,595,400</u>	<u>0</u>	<u>3,595,400</u>	
5 Year Expenditure Plan	Expend to Date	2009	2010	2011	2012/2013
	3,287,217	308,183	0	0	0

Hayward Regional Shoreline - continued

Project: 122600

Description: Develop trail and Eden Landing staging area at the wetlands.

Managed By: Design & Construction

Type: Public access

Operating Impact: Anticipated First Year of Operation: 2010

Operating Fund Source: General Fund

New Revenue: \$ 0 Start Up Costs: \$ 132,000

Personnel: .08 FTE Annual Operating Cost:\$148,590

Funding Source:	Budget at 12/31/2008	2009 Approp	Total Budget
Measure AA Bond	191,562	0	191,562
General Fund	1	0	1
FHWA ISTEA(TIP)DEV	250,000	0	250,000
Assoc Of Bay Area Governments	163,588	0	163,588
CALTRANS	84,000	0	84,000
SHOPP TEA	398,000	0	398,000
Project Total:	1,087,151	0	1,087,151

5 Year Expenditure Plan	Expend to Date	2009	2010	2011	2012/2013
	1,081,939	5,212	0	0	0

Project: 136500

Description: Rebuild levees damaged by 2005 storms, using the time and materials method. Preserve the integrity of the existing trails, marshlands and inland improvements.

Managed By: Design & Construction

Type: Public access

Operating Impact: No changes to revenue or costs anticipated.

Funding Source:	Budget at 12/31/2008	2009 Approp	Total Budget
Measure AA Bond	147,000	0	147,000
FEMA DR-1628 Large Prj >57,500	410,447	0	410,447
Park & Rec Prop 40 RZH Per Cap	160,000	0	160,000
Project Total:	717,447	0	717,447

5 Year Expenditure Plan	Expend to Date	2009	2010	2011	2012/2013
	513,599	0	0	203,848	0

2009-2013 CAPITAL PROJECTS

ACTIVE PROJECTS

Hayward Regional Shoreline - continued

Project: 143200

Description: Repair the levee.

Managed By: Design & Construction

Type: Resource protection

Operating Impact: No changes to revenue or costs anticipated.

Funding Source:		Budget at 12/31/2008	2009 Approp	Total Budget	
Measure AA Bond		392,000	0	392,000	
Project Total:		<u>392,000</u>	<u>0</u>	<u>392,000</u>	
5 Year Expenditure Plan	Expend to Date	2009	2010	2011	2012/2013
	200,208	0	0	191,792	0

Project: 507304

Description: Program to control non-native Spartina plants in the bay shoreline habitat.

Managed By: Stewardship

Type: Resource protection

Operating Impact: No changes to revenue or costs anticipated.

Funding Source:		Budget at 12/31/2008	2009 Approp	Total Budget	
CA Coastal Conservancy		292,776	0	292,776	
Measure CC Property Tax		4,311	5,000	9,311	
Project Total:		<u>297,087</u>	<u>5,000</u>	<u>302,087</u>	
5 Year Expenditure Plan	Expend to Date	2009	2010	2011	2012/2013
	295,734	6,353	0	0	0

Hayward Regional Shoreline - continued

Project: 507305

Description: Purchase an airboat that will replace an existing hovercraft, used to apply herbicides to the bay shoreline. The airboat is designed to operate on both mud and water surfaces with a payload of driver, applicator, spray pump and herbicide tank.

Managed By: Stewardship

Type: Resource protection

Operating Impact: No changes to revenue or costs anticipated.

Funding Source:	Budget at 12/31/2008	2009 Approp	Total Budget
General Fund	2,266	0	2,266
CA Coastal Conservancy	269,999	0	269,999
Resource Enhancement Program	45,644	0	45,644
Resource Enhancement Program	15,355	0	15,355
Project Total:	<u>333,265</u>	<u>0</u>	<u>333,265</u>

5 Year Expenditure Plan	Expend to Date	2009	2010	2011	2012/2013
	269,100	64,165	0	0	0

2009-2013 CAPITAL PROJECTS

ACTIVE PROJECTS

Hayward Shoreline To Coyote Hills Trail

Project: 139500

Description: Construct San Francisco Bay Trail improvements from Eden Landing to Union City Blvd.

Managed By: Design & Construction

Type: Infrastructure

Operating Impact: Anticipated First Year Of Opeartion: 2012

Operating Fund Source: General Fund

New Revenue: \$0 Start Up Cost: \$0

Personnel: .21 FTE Annual Operating Cost:\$35,997

Funding Source:	Budget at 12/31/2008	2009 Approp	Total Budget
FHWA ISTEA(TIP)DEV	980,000	0	980,000
Project Total:	<u>980,000</u>	<u>0</u>	<u>980,000</u>

5 Year Expenditure Plan	Expend to Date	2009	2010	2011	2012/2013
	249,349	0	730,651	0	0

Project: 143000

Description: Develop trail segment at Eden Landing.

Managed By: Design & Construction

Type: Public access

Operating Impact: No changes to revenue or costs anticipated.

Funding Source:	Budget at 12/31/2008	2009 Approp	Total Budget
Measure AA Bond	102,438	0	102,438
Project Total:	<u>102,438</u>	<u>0</u>	<u>102,438</u>

5 Year Expenditure Plan	Expend to Date	2009	2010	2011	2012/2013
	59	0	0	102,379	0

Project: 232000

Description: Union City Bay Trail segment.

Managed By: Land

Type: Land acquisition

Operating Impact: No changes to revenue or costs anticipated.

Funding Source:	Budget at 12/31/2008	2009 Approp	Total Budget
FHWA ISTEA(TIP)DEV	20,000	0	20,000
Project Total:	<u>20,000</u>	<u>0</u>	<u>20,000</u>

5 Year Expenditure Plan	Expend to Date	2009	2010	2011	2012/2013
	2,341	17,659	0	0	0

2009-2013 CAPITAL PROJECTS

ACTIVE PROJECTS

Iron Horse Regional Trail

Project: 538900

Description: Provide for funding pass-through for mutual aid projects with the City of Pleasanton. The amount expended to date includes an outstanding encumbrance of \$45,000.

Managed By: Trails

Type: Public access

Operating Impact: No changes to revenue or costs anticipated.

Funding Source:	Budget at 12/31/2008	2009 Approp	Total Budget
Measure AA Bond	59,032	0	59,032
Measure AA Bond Interest	40,968	0	40,968
Ala Co Tran Imprv Auth Meas B	450,000	0	450,000
Project Total:	<u>550,000</u>	<u>0</u>	<u>550,000</u>

5 Year Expenditure Plan	Expend to Date	2009	2010	2011	2012/2013
	550,000	0	0	0	0

Project: 540901

Description: Hire consultant to develop plans, specifications and estimate for construction of 580 Undercrossing in Dublin.

Managed By: Trails

Type: Infrastructure

Operating Impact: No changes to revenue or costs anticipated.

Funding Source:	Budget at 12/31/2008	2009 Approp	Total Budget
General Fund	5,000	0	5,000
City of Pleasanton Coop	47,500	0	47,500
Ala Co Tran Imprv Auth Meas B	235,000	0	235,000
City of Dublin COOP	47,500	0	47,500
Project Total:	<u>335,000</u>	<u>0</u>	<u>335,000</u>

5 Year Expenditure Plan	Expend to Date	2009	2010	2011	2012/2013
	319,511	15,489	0	0	0

2009-2013 CAPITAL PROJECTS

ACTIVE PROJECTS

Kennedy Grove Regional Recreation Area

Project: 130800

Description: Replace the sewer line pipes.

Managed By: Maintenance

Type: Infrastructure

Operating Impact: No changes to revenue or costs anticipated.

Funding Source:	Budget at 12/31/2008	2009 Approp	Total Budget
General Fund	8,672	0	8,672
Park & Rec Prop 12 RZH Per Cap	20,233	0	20,233
Project Total:	<u>28,905</u>	<u>0</u>	<u>28,905</u>

5 Year Expenditure Plan	Expend to Date	2009	2010	2011	2012/2013
	28,904	1	0	0	0

Project: 136600

Description: Replace the existing substandard restroom with a new facility for ADA compliance.

Managed By: Design & Construction

Type: Infrastructure

Operating Impact: No changes to revenue or costs anticipated.

Funding Source:	Budget at 12/31/2008	2009 Approp	Total Budget
Park & Rec Prop 40 Per Capita	337,896	0	337,896
Project Total:	<u>337,896</u>	<u>0</u>	<u>337,896</u>

5 Year Expenditure Plan	Expend to Date	2009	2010	2011	2012/2013
	26,424	0	311,472	0	0

Project: 545800

Description: Black Oak slope repair.

Managed By: Maintenance

Type: Public access

Operating Impact: No changes to revenue or costs anticipated.

Funding Source:	Budget at 12/31/2008	2009 Approp	Total Budget
FEMA DR-1628 Small Projects	30,848	0	30,848
Project Total:	<u>30,848</u>	<u>0</u>	<u>30,848</u>

5 Year Expenditure Plan	Expend to Date	2009	2010	2011	2012/2013
	7,135	23,713	0	0	0

2009-2013 CAPITAL PROJECTS

ACTIVE PROJECTS

Kennedy Grove Regional Recreation Area - continued

Project: 546800

Description: Sea Foam trail repair.

Managed By: Maintenance

Type: Public access

Operating Impact: No changes to revenue or costs anticipated.

Funding Source:	Budget at 12/31/2008	2009 Approp	Total Budget
FEMA DR-1628 Small Projects	7,910	0	7,910
Project Total:	<u>7,910</u>	<u>0</u>	<u>7,910</u>

5 Year Expenditure Plan	Expend to Date	2009	2010	2011	2012/2013
	0	7,910	0	0	0

Project: 549400

Description: Funds collected from concessionaires are used for ongoing maintenance.

Managed By: Park Operations

Type: Infrastructure

Operating Impact: No changes to revenue or costs anticipated.

Funding Source:	Budget at 12/31/2008	2009 Approp	Total Budget
Concession Maint Fnd for Maint	2,253	0	2,253
Project Total:	<u>2,253</u>	<u>0</u>	<u>2,253</u>

5 Year Expenditure Plan	Expend to Date	2009	2010	2011	2012/2013
	0	2,253	0	0	0

Project: 549401

Description: Funds collected from concessionaires are used for promotions.

Managed By: Park Operations

Type: Infrastructure

Operating Impact: No changes to revenue or costs anticipated.

Funding Source:	Budget at 12/31/2008	2009 Approp	Total Budget
Concession Maint Fnd for Promo	28,688	0	28,688
Project Total:	<u>28,688</u>	<u>0</u>	<u>28,688</u>

5 Year Expenditure Plan	Expend to Date	2009	2010	2011	2012/2013
	0	28,688	0	0	0

Kennedy Grove Regional Recreation Area - continued

Project: 550800

Description: Renovate family and group picnic sites. Replace drinking fountains.

Managed By: Park Operations

Type: Infrastructure

Operating Impact: No changes to revenue or costs anticipated.

Funding Source:	Budget at 12/31/2008	2009 Approp	Total Budget
Measure CC Property Tax	0	62,160	62,160
Project Total:	<u>0</u>	<u>62,160</u>	<u>62,160</u>

5 Year Expenditure Plan	Expend to Date	2009	2010	2011	2012/2013
	0	62,160	0	0	0

Project: 551300

Description: Repair and repave pathways within the recreation area.

Managed By: Maintenance

Type: Infrastructure

Operating Impact: No changes to revenue or costs anticipated.

Funding Source:	Budget at 12/31/2008	2009 Approp	Total Budget
Measure CC Property Tax	0	39,960	39,960
Project Total:	<u>0</u>	<u>39,960</u>	<u>39,960</u>

5 Year Expenditure Plan	Expend to Date	2009	2010	2011	2012/2013
	0	39,960	0	0	0

Lafayette/Moraga Regional Trail

Project: 547800

Description: Erosion repair.

Managed By: Maintenance

Type: Public access

Operating Impact: No changes to revenue or costs anticipated.

Funding Source:		Budget at 12/31/2008	2009 Approp	Total Budget	
FEMA DR-1628 Small Projects		37,265	0	37,265	
Project Total:		<u>37,265</u>	<u>0</u>	<u>37,265</u>	
5 Year Expenditure Plan	Expend to Date	2009	2010	2011	2012/2013
	28,198	9,067	0	0	0

2009-2013 CAPITAL PROJECTS

ACTIVE PROJECTS

Lake Chabot Regional Park

Project: 142700

Description: Install new boat dock and ADA access improvements to enhance the rowing and kayaking programs.

Managed By: Design & Construction

Type: Public access

Operating Impact: No changes to revenue or costs anticipated.

Funding Source:	Budget at 12/31/2008	2009 Approp	Total Budget
General Fund	24,000	0	24,000
Calif Dept Boating Waterways	54,450	0	54,450
Park & Rec Prop 40 Per Capita	100,000	0	100,000
Project Total:	<u>178,450</u>	<u>0</u>	<u>178,450</u>

5 Year Expenditure Plan	Expend to Date	2009	2010	2011	2012/2013
	27,084	53,866	97,500	0	0

Project: 144800

Description: Paving improvement to the staging area, construct ADA pedestrian paths and provide ADA parking at Ten Hills.

Managed By: Maintenance

Type: Public access

Operating Impact: No changes to revenue or costs anticipated.

Funding Source:	Budget at 12/31/2008	2009 Approp	Total Budget
General Fund	44,672	0	44,672
Park & Rec Prop 12 RZH Per Cap	36,564	0	36,564
Project Total:	<u>81,236</u>	<u>0</u>	<u>81,236</u>

5 Year Expenditure Plan	Expend to Date	2009	2010	2011	2012/2013
	81,236	0	0	0	0

Project: 232801

Description: East Bay Municipal Utility District/Stanton Reservoir

Managed By: Land

Type: Safety & security

Operating Impact: No changes to revenue or costs anticipated.

Funding Source:	Budget at 12/31/2008	2009 Approp	Total Budget
Measure AA Bond Interest	20,000	0	20,000
Project Total:	<u>20,000</u>	<u>0</u>	<u>20,000</u>

5 Year Expenditure Plan	Expend to Date	2009	2010	2011	2012/2013
	9,500	10,500	0	0	0

2009 Adopted Budget

187

East Bay Regional Park District

2009-2013 CAPITAL PROJECTS

ACTIVE PROJECTS

Las Trampas Regional Wilderness

Project: 144400

Description: Repair the exposed culvert at Madrone.

Managed By: Maintenance

Type: Public access

Operating Impact: No changes to revenue or costs anticipated.

Funding Source:	Budget at 12/31/2008	2009 Approp	Total Budget
FEMA DR-1628 Small Projects	35,588	0	35,588
Project Total:	<u>35,588</u>	<u>0</u>	<u>35,588</u>

5 Year Expenditure Plan	Expend to Date	2009	2010	2011	2012/2013
	16,552	19,036	0	0	0

Project: 171400

Description: Obtain initial environmental clearance permits and engineering design for road repairs.

Managed By: Design & Construction

Type: Infrastructure

Operating Impact: No changes to revenue or costs anticipated.

Funding Source:	Budget at 12/31/2008	2009 Approp	Total Budget
Disaster Recovery FR:GF 2791	50,000	0	50,000
FEMA DR-1628 Large Prj >57,500	453,498	0	453,498
Project Total:	<u>503,498</u>	<u>0</u>	<u>503,498</u>

5 Year Expenditure Plan	Expend to Date	2009	2010	2011	2012/2013
	25,764	477,734	0	0	

Project: 226101

Description: Gleason property.

Managed By: Land

Type: Safety & security

Operating Impact: No changes to revenue or costs anticipated.

Funding Source:	Budget at 12/31/2008	2009 Approp	Total Budget
Measure AA Bond	98,000	0	98,000
Measure AA Bond Interest	10,000	0	10,000
General Fund	24,503	0	24,503
Project Total:	<u>132,503</u>	<u>0</u>	<u>132,503</u>

5 Year Expenditure Plan	Expend to Date	2009	2010	2011	2012/2013
	128,575	3,928	0	0	0

2009 Adopted Budget

188

East Bay Regional Park District

2009-2013 CAPITAL PROJECTS

ACTIVE PROJECTS

Las Trampas Regional Wilderness - continued

Project: 231301

Description: Chen-Safety & Security.

Managed By: Land

Type: Safety & security

Operating Impact: No changes to revenue or costs anticipated.

Funding Source:		Budget at 12/31/2008	2009 Approp	Total Budget	
Measure AA Bond		50,000	0	50,000	
Project Total:		<u>50,000</u>	<u>0</u>	<u>50,000</u>	
5 Year Expenditure Plan	Expend to Date	2009	2010	2011	2012/2013
	2,053	47,947	0	0	0

Project: 233401

Description: DeGennaro Safety & Security

Managed By: Land

Type: Safety & security

Operating Impact: No changes to revenue or costs anticipated.

Funding Source:		Budget at 12/31/2008	2009 Approp	Total Budget	
Measure AA Bond Interest		23,075	0	23,075	
Project Total:		<u>23,075</u>	<u>0</u>	<u>23,075</u>	
5 Year Expenditure Plan	Expend to Date	2009	2010	2011	2012/2013
	19,125	3,950	0	0	0

Project: 544500

Description: Repair 48" culvert.

Managed By: Maintenance

Type: Public access

Operating Impact: No changes to revenue or costs anticipated.

Funding Source:		Budget at 12/31/2008	2009 Approp	Total Budget	
FEMA DR-1628 Small Projects		40,398	0	40,398	
Project Total:		<u>40,398</u>	<u>0</u>	<u>40,398</u>	
5 Year Expenditure Plan	Expend to Date	2009	2010	2011	2012/2013
	12,670	27,728	0	0	0

2009-2013 CAPITAL PROJECTS

ACTIVE PROJECTS

Las Trampas Regional Wilderness - continued

Project: 544900

Description: Repair Rocky Ridge Road to transmission towers due to 2006 storm damage.

Managed By: Design & Construction

Type: Public access

Operating Impact: No changes to revenue or costs anticipated.

Funding Source:		Budget at 12/31/2008	2009 Approp	Total Budget	
FEMA DR-1628 Large Prj >57,500		87,370	0	87,370	
Project Total:		<u>87,370</u>	<u>0</u>	<u>87,370</u>	
5 Year Expenditure Plan	Expend to Date	2009	2010	2011	2012/2013
	32,125	55,245	0	0	0

Project: 545900

Description: Thomas Ranch trail repair.

Managed By: Maintenance

Type: Public access

Operating Impact: No changes to revenue or costs anticipated.

Funding Source:		Budget at 12/31/2008	2009 Approp	Total Budget	
FEMA DR-1628 Small Projects		32,398	0	32,398	
Project Total:		<u>32,398</u>	<u>0</u>	<u>32,398</u>	
5 Year Expenditure Plan	Expend to Date	2009	2010	2011	2012/2013
	3,252	29,146	0	0	0

Project: 546200

Description: Repair cribwall in the Steelhead picnic area.

Managed By: Maintenance

Type: Infrastructure

Operating Impact: No changes to revenue or costs anticipated.

Funding Source:		Budget at 12/31/2008	2009 Approp	Total Budget	
FEMA DR-1628 Small Projects		32,074	0	32,074	
Project Total:		<u>32,074</u>	<u>0</u>	<u>32,074</u>	
5 Year Expenditure Plan	Expend to Date	2009	2010	2011	2012/2013
	1,484	30,590	0	0	0

2009-2013 CAPITAL PROJECTS

ACTIVE PROJECTS

Las Trampas To Mt. Diablo Regional Trail

Project: 233300

Description: Alamo Crest property.

Managed By: Land

Type: Land acquisition

Operating Impact: No changes to revenue or costs anticipated.

Funding Source:	Budget at 12/31/2008	2009 Approp	Total Budget
Measure AA Bond	20,000	0	20,000
Project Total:	<u>20,000</u>	<u>0</u>	<u>20,000</u>

5 Year Expenditure Plan	Expend to Date	2009	2010	2011	2012/2013
	0	20,000	0	0	0

Project: 233301

Description: Alamo Crest property.

Managed By: Land

Type: Safety & security

Operating Impact: No changes to revenue or costs anticipated.

Funding Source:	Budget at 12/31/2008	2009 Approp	Total Budget
Measure AA Bond	130,000	0	130,000
Land Funds Private Party	75,000	0	75,000
Project Total:	<u>205,000</u>	<u>0</u>	<u>205,000</u>

5 Year Expenditure Plan	Expend to Date	2009	2010	2011	2012/2013
	0	205,000	0	0	0

Little Hills Regional Recreation Area

Project: 126200

Description: Renovate kitchen and serving areas. Install utility upgrade.

Managed By: Design & Construction

Type: Public access

Operating Impact: No changes to revenue or costs anticipated.

Funding Source:	Budget at 12/31/2008	2009 Approp	Total Budget		
General Fund	146,934	0	146,934		
Park & Rec Prop 40 RZH Per Cap	500,000	0	500,000		
Project Total:	646,934	0	646,934		
5 Year Expenditure Plan	Expend to Date	2009	2010	2011	2012/2013
	69,292	577,642	0	0	0

2009-2013 CAPITAL PROJECTS

ACTIVE PROJECTS

Livermore Area Recreation & Park District

Project: 504200

Description: Brushy Peak development study.

Managed By: Design & Construction

Type: Infrastructure

Operating Impact: No changes to revenue or costs anticipated.

Funding Source:		Budget at 12/31/2008	2009 Approp	Total Budget	
GF-Livermore Area Recreation		899,752	0	899,752	
Project Total:		<u>899,752</u>	<u>0</u>	<u>899,752</u>	
5 Year Expenditure Plan	Expend to Date	2009	2010	2011	2012/2013
	783,802	115,950	0	0	0

2009-2013 CAPITAL PROJECTS

ACTIVE PROJECTS

Martin Luther King Jr. Regional Shoreline

Project: 116300

Description: Phase 2 improvements to Tidewater use area.

Managed By: Design & Construction

Type: Resource protection

Operating Impact: No changes to revenue or costs anticipated.

Funding Source:	Budget at 12/31/2008	2009 Approp	Total Budget
Measure AA Bond	50,000	0	50,000
Project Total:	<u>50,000</u>	<u>0</u>	<u>50,000</u>

5 Year Expenditure Plan	Expend to Date	2009	2010	2011	2012/2013
	38,511	11,489	0	0	0

Project: 126400

Description: Phase 2A improvements to Tidewater. Construct public access: entrance road, utilities, staging area & restroom.

Managed By: Design & Construction

Type: Public access

Operating Impact: Anticipated First Year Operation: 2010

Operating Fund Source: General Fund

New Revenue: \$0 Start Up Costs: \$ 0

Personnel: .83 FTE Annual Operating Cost:\$ 135,974

Funding Source:	Budget at 12/31/2008	2009 Approp	Total Budget
Measure AA Bond	530,800	0	530,800
Measure AA Bond Interest	519,612	0	519,612
Land & Water Conservation Fund	186,978	0	186,978
Calif Dept Boating Waterways	48,505	0	48,505
Assoc Of Bay Area Governments	186,381	0	186,381
CA Coastal Conservancy	250,880	0	250,880
Park & Rec Prop 12 RZH Per Cap	500,000	0	500,000
Measure CC Property Tax	65,000	0	65,000
Project Total:	<u>2,288,156</u>	<u>0</u>	<u>2,288,156</u>

5 Year Expenditure Plan	Expend to Date	2009	2010	2011	2012/2013
	2,269,716	18,440	0	0	

Martin Luther King Jr. Regional Shoreline - continued

Project: 126401

Description: Phase 2B improvements to Tidewater use area. Construct aquatic center, boat dock and security residence.

Managed By: Design & Construction

Type: Public access

Operating Impact: Anticipated First Year of Operation: 2010

Operating Fund Source: General Fund

New Revenue: \$0 Start Up Cost: \$ 0

Personnel: 1.59 Annual Operating Cost: \$ 244,175

Funding Source:	Budget at 12/31/2008	2009 Approp	Total Budget
Park & Rec Urban Park Act	3,000,000	0	3,000,000
Measure CC Property Tax	900,000	2,000,000	2,900,000
Project Total:	<u>3,900,000</u>	<u>2,000,000</u>	<u>5,900,000</u>

5 Year Expenditure Plan	Expend to Date	2009	2010	2011	2012/2013
	766,641	2,524,349	2,609,010	0	0

2009-2013 CAPITAL PROJECTS

ACTIVE PROJECTS

Martin Luther King Jr. Regional Shoreline - continued

Project: 170700

Description: Retrofit boat launch ramp at Doolittle for Americans with Disabilities Act compliance.

Managed By: Design & Construction

Type: Infrastructure

Operating Impact: No changes to revenue or costs anticipated.

Funding Source:	Budget at 12/31/2008	2009 Approp	Total Budget
General Fund	15,000	0	15,000
Measure CC Property Tax	44,400	0	44,400
Project Total:	<u>59,400</u>	<u>0</u>	<u>59,400</u>

5 Year Expenditure Plan	<u>Expend to Date</u>	<u>2009</u>	<u>2010</u>	<u>2011</u>	<u>2012/2013</u>
	0	59,400	0	0	0

Project: 225800

Description: Damon Slough property.

Managed By: Land

Type: Land acquisition

Operating Impact: No changes to revenue or costs anticipated.

Funding Source:	Budget at 12/31/2008	2009 Approp	Total Budget
Measure AA Bond	90,001	0	90,001
Project Total:	<u>90,001</u>	<u>0</u>	<u>90,001</u>

5 Year Expenditure Plan	<u>Expend to Date</u>	<u>2009</u>	<u>2010</u>	<u>2011</u>	<u>2012/2013</u>
	85,476	4,525	0	0	0

Project: 500100

Description: Doolittle trail section study.

Managed By: Design & Construction

Type: Public access

Operating Impact: No changes to revenue or costs anticipated.

Funding Source:	Budget at 12/31/2008	2009 Approp	Total Budget
Measure CC Property Tax	150,000	0	150,000
Project Total:	<u>150,000</u>	<u>0</u>	<u>150,000</u>

5 Year Expenditure Plan	<u>Expend to Date</u>	<u>2009</u>	<u>2010</u>	<u>2011</u>	<u>2012/2013</u>
	3,604	146,396	0	0	0

Martin Luther King Jr. Regional Shoreline - continued

Project: 534800

Description: Repair the fire damage to the observation platform that overlooks the Arrowhead Marsh.

Managed By: Design & Construction

Type: Infrastructure

Operating Impact: No changes to revenue or costs anticipated.

Funding Source:	Budget at 12/31/2008	2009 Approp	Total Budget
Insured Loss Reimbursement	119,650	0	119,650
Project Total:	<u>119,650</u>	<u>0</u>	<u>119,650</u>

5 Year Expenditure Plan	Expend to Date	2009	2010	2011	2012/2013
	92,000	27,650	0	0	0

Project: 549200

Description: Funds collected from concessionaires are used for ongoing maintenance.

Managed By: Park Operations

Type: Infrastructure

Operating Impact: No changes to revenue or costs anticipated.

Funding Source:	Budget at 12/31/2008	2009 Approp	Total Budget
Concession Maint Fnd for Maint	283	0	283
Project Total:	<u>283</u>	<u>0</u>	<u>283</u>

5 Year Expenditure Plan	Expend to Date	2009	2010	2011	2012/2013
	0	283	0	0	0

Project: 549201

Description: Funds collected from concessionaires are used for promotions.

Managed By: Park Operations

Type: Infrastructure

Operating Impact: No changes to revenue or costs anticipated.

Funding Source:	Budget at 12/31/2008	2009 Approp	Total Budget
Concession Maint Fnd for Promo	70	0	70
Project Total:	<u>70</u>	<u>0</u>	<u>70</u>

5 Year Expenditure Plan	Expend to Date	2009	2010	2011	2012/2013
	0	70	0	0	0

Martin Luther King Jr. Regional Shoreline - continued

Project: 550400

Description: Fence the boundary of the Oakland Sports Field to control cars.

Managed By: Park Operations

Type: Resource protection

Operating Impact: No changes to revenue or costs anticipated.

Funding Source:		Budget at 12/31/2008	2009 Approp	Total Budget		
Measure CC Property Tax		14,120	824	14,944		
Project Total:		<u>14,120</u>	<u>824</u>	<u>14,944</u>		
5 Year Expenditure Plan	Expend to Date	2009	2010	2011	2012/2013	
	0	14,944	0	0	0	

2009-2013 CAPITAL PROJECTS

ACTIVE PROJECTS

Martinez Regional Shoreline

Project: 122800

Description: Repair the arched wood bridge.

Managed By: Maintenance

Type: Infrastructure

Operating Impact: No changes to revenue or costs anticipated.

Funding Source:	Budget at 12/31/2008	2009 Approp	Total Budget
Park & Rec Prop 12 Per Capita	16,389	0	16,389
Project Total:	<u>16,389</u>	<u>0</u>	<u>16,389</u>

5 Year Expenditure Plan	Expend to Date	2009	2010	2011	2012/2013
	16,389	0	0	0	0

Project: 131100

Description: Rebuild the parking lot path.

Managed By: Maintenance

Type: Infrastructure

Operating Impact: No changes to revenue or costs anticipated.

Funding Source:	Budget at 12/31/2008	2009 Approp	Total Budget
General Fund	30,405	0	30,405
Park & Rec Prop 12 RZH Per Cap	68,597	0	68,597
Project Total:	<u>99,002</u>	<u>0</u>	<u>99,002</u>

5 Year Expenditure Plan	Expend to Date	2009	2010	2011	2012/2013
	99,002	0	0	0	0

Project: 133600

Description: Clean up service yard. Develop and construct turnaround. Install gate.

Managed By: Park Operations

Type: Resource protection

Operating Impact: No changes to revenue or costs anticipated.

Funding Source:	Budget at 12/31/2008	2009 Approp	Total Budget
General Fund	25,000	0	25,000
Designated for Land Fund	30,000	0	30,000
Contra Costa County	30,000	0	30,000
Project Total:	<u>85,000</u>	<u>0</u>	<u>85,000</u>

5 Year Expenditure Plan	Expend to Date	2009	2010	2011	2012/2013
	62,646	22,354	0	0	0

2009 Adopted Budget 199 East Bay Regional Park District

2009-2013 CAPITAL PROJECTS

ACTIVE PROJECTS

Martinez Regional Shoreline - continued

Project: 143100

Description: Develop restroom facilities at Granger's Wharf staging area.

Managed By: Design & Construction

Type: Public access

Operating Impact: No changes to revenue or costs anticipated.

Funding Source:		Budget at 12/31/2008	2009 Approp	Total Budget	
Measure AA Bond		284,780	0	284,780	
Project Total:		<u>284,780</u>	<u>0</u>	<u>284,780</u>	
5 Year Expenditure Plan	Expend to Date	2009	2010	2011	2012/2013
	217,894	66,886	0	0	0

Project: 546300

Description: Ozol park office repairs.

Managed By: Park Operations

Type: Infrastructure

Operating Impact: No changes to revenue or costs anticipated.

Funding Source:		Budget at 12/31/2008	2009 Approp	Total Budget	
FEMA DR-1628 Small Projects		1,584	0	1,584	
Project Total:		<u>1,584</u>	<u>0</u>	<u>1,584</u>	
5 Year Expenditure Plan	Expend to Date	2009	2010	2011	2012/2013
	0	1,584	0	0	0

2009-2013 CAPITAL PROJECTS

ACTIVE PROJECTS

Miller/Knox Regional Shoreline

Project: 136700

Description: Reduce confined space safety hazard by replacing manual prime lagoon pump station.

Managed By: Design & Construction

Type: Infrastructure

Operating Impact: No changes to revenue or costs anticipated.

Funding Source:	Budget at 12/31/2008	2009 Approp	Total Budget
Park & Rec Prop 40 RZH Per Cap	154,218	0	154,218
Project Total:	<u>154,218</u>	<u>0</u>	<u>154,218</u>

5 Year Expenditure Plan	Expend to Date	2009	2010	2011	2012/2013
	154,218	0	0	0	0

Project: 149900

Description: Replace lighting on the Ferry Point/Eckley piers, at Point Richmond.

Managed By: Park Operations

Type: Infrastructure

Operating Impact: No changes to revenue or costs anticipated.

Funding Source:	Budget at 12/31/2008	2009 Approp	Total Budget
General Fund	0	70,000	70,000
Project Total:	<u>0</u>	<u>70,000</u>	<u>70,000</u>

5 Year Expenditure Plan	Expend to Date	2009	2010	2011	2012/2013
	0	70,000	0	0	0

Project: 170800

Description: Renovate restrooms at the railroad museum. Install a lift to allow for ADA compliance access to main museum floor.

Managed By: Design & Construction

Type: Public access

Operating Impact: No changes to revenue or costs anticipated.

Funding Source:	Budget at 12/31/2008	2009 Approp	Total Budget
Measure CC Property Tax	150,000	0	150,000
Project Total:	<u>150,000</u>	<u>0</u>	<u>150,000</u>

5 Year Expenditure Plan	Expend to Date	2009	2010	2011	2012/2013
	0	100,000	50,000	0	0

2009-2013 CAPITAL PROJECTS

ACTIVE PROJECTS

Miller/Knox Regional Shoreline - continued

Project: 172900

Description: Remove railroad tracks, fencing and regrade railroad right-of-way to provide public access from park to the bay and to Keller Beach. Implement a major renovation of meadow areas-verticut, topdress, seed and extend irrigation.

Managed By: Design & Construction

Type: Public access

Operating Impact: No changes to revenue or costs anticipated.

Funding Source:	Budget at 12/31/2008	2009 Approp	Total Budget
Measure CC Property Tax	100,000	0	100,000
Project Total:	<u>100,000</u>	<u>0</u>	<u>100,000</u>

5 Year Expenditure Plan	Expend to Date	2009	2010	2011	2012/2013
	0	50,000	50,000	0	0

Project: 548500

Description: Renovate family and group picnic tables, (79), barbeques and drinking fountains.

Managed By: Park Operations

Type: Infrastructure

Operating Impact: No changes to revenue or costs anticipated.

Funding Source:	Budget at 12/31/2008	2009 Approp	Total Budget
Measure CC Property Tax	50,000	0	50,000
Project Total:	<u>50,000</u>	<u>0</u>	<u>50,000</u>

5 Year Expenditure Plan	Expend to Date	2009	2010	2011	2012/2013
	24,904	25,096	0	0	0

Project: 551400

Description: Implement a pavement management program for all park roads, paved trails and parking lots.

Managed By: Maintenance

Type: Infrastructure

Operating Impact: No changes to revenue or costs anticipated.

Funding Source:	Budget at 12/31/2008	2009 Approp	Total Budget
Measure CC Property Tax	0	39,960	39,960
Project Total:	<u>0</u>	<u>39,960</u>	<u>39,960</u>

5 Year Expenditure Plan	Expend to Date	2009	2010	2011	2012/2013
	0	39,960	0	0	0

Mission Peak Regional Preserve

Project: 535500

Description: Accumulated grazing revenues from leased property are used to maintain the grazing area around Ohlone College.

Managed By: Stewardship

Type: Resource protection

Operating Impact: No changes to revenue or costs anticipated.

Funding Source:		Budget at 12/31/2008	2009 Approp	Total Budget	
General Fund		22,953	0	22,953	
Project Total:		<u>22,953</u>	<u>0</u>	<u>22,953</u>	
5 Year Expenditure Plan	Expend to Date	2009	2010	2011	2012/2013
	10,226	4,587	4,587	3,553	0

2009-2013 CAPITAL PROJECTS

ACTIVE PROJECTS

Morgan Territory Regional Preserve

Project: 110001

Description: Relocate existing building at Del Valle to Morgan Territory. Add new foundation, roof and other improvements to allow building to be used as a new District residence.

Managed By: Park Operations

Type: Infrastructure

Operating Impact: No changes to revenue or costs anticipated.

Funding Source:	Budget at 12/31/2008	2009 Approp	Total Budget
Measure AA Bond	21,962	0	21,962
General Fund	119,410	0	119,410
Project Total:	<u>141,372</u>	<u>0</u>	<u>141,372</u>

5 Year Expenditure Plan	Expend to Date	2009	2010	2011	2012/2013
	143,351	0	0	0	0

Project: 231600

Description: Finley property.

Managed By: Land

Type: Land acquisition

Operating Impact: No changes to revenue or costs anticipated.

Funding Source:	Budget at 12/31/2008	2009 Approp	Total Budget
Private Party Grants	75,000	0	75,000
Project Total:	<u>75,000</u>	<u>0</u>	<u>75,000</u>

5 Year Expenditure Plan	Expend to Date	2009	2010	2011	2012/2013
	0	75,000	0	0	0

Project: 233001

Description: Shappell Industries Property.

Managed By: Land

Type: Safety & security

Operating Impact: No changes to revenue or costs anticipated.

Funding Source:	Budget at 12/31/2008	2009 Approp	Total Budget
Resource Enhancement Program	10,000	0	10,000
Project Total:	<u>10,000</u>	<u>0</u>	<u>10,000</u>

5 Year Expenditure Plan	Expend to Date	2009	2010	2011	2012/2013
	0	10,000	0	0	0

2009-2013 CAPITAL PROJECTS

ACTIVE PROJECTS

Morgan Territory Regional Preserve - continued

Project: 500400

Description: Non-native plant control.

Managed By: Stewardship

Type: Resource protection

Operating Impact: No changes to revenue or costs anticipated.

Funding Source:	Budget at 12/31/2008	2009 Approp	Total Budget
Resource Enhancement Program	10,300	0	10,300
Project Total:	<u>10,300</u>	<u>0</u>	<u>10,300</u>

5 Year Expenditure Plan	Expend to Date	2009	2010	2011	2012/2013
	0	3,700	3,500	3,100	0

Project: 510100

Description: Signage installation.

Managed By: Park Operations

Type: Public access

Operating Impact: No changes to revenue or costs anticipated.

Funding Source:	Budget at 12/31/2008	2009 Approp	Total Budget
General Fund	1,200	0	1,200
Greenways Trail Program	1,000	0	1,000
Project Total:	<u>2,200</u>	<u>0</u>	<u>2,200</u>

5 Year Expenditure Plan	Expend to Date	2009	2010	2011	2012/2013
	0	1,000	1,200	0	0

Project: 544800

Description: Black Culvert repair.

Managed By: Maintenance

Type: Public access

Operating Impact: No changes to revenue or costs anticipated.

Funding Source:	Budget at 12/31/2008	2009 Approp	Total Budget
FEMA DR-1628 Small Projects	15,897	0	15,897
Project Total:	<u>15,897</u>	<u>0</u>	<u>15,897</u>

5 Year Expenditure Plan	Expend to Date	2009	2010	2011	2012/2013
	842	15,055	0	0	0

2009-2013 CAPITAL PROJECTS

ACTIVE PROJECTS

Morgan Territory Regional Preserve - continued

Project: 545000

Description: Finley Road culvert repair.

Managed By: Maintenance

Type: Public access

Operating Impact: No changes to revenue or costs anticipated.

Funding Source:	Budget at 12/31/2008	2009 Approp	Total Budget
FEMA DR-1628 Small Projects	39,411	0	39,411
Project Total:	<u>39,411</u>	<u>0</u>	<u>39,411</u>

5 Year Expenditure Plan	Expend to Date	2009	2010	2011	2012/2013
	2,755	37,111	0	0	0

Project: 547308

Description: Debris removal.

Managed By: Park Operations

Type: General

Operating Impact: No changes to revenue or costs anticipated.

Funding Source:	Budget at 12/31/2008	2009 Approp	Total Budget
FEMA DR-1628 Small Projects	1,984	0	1,984
Project Total:	<u>1,984</u>	<u>0</u>	<u>1,984</u>

5 Year Expenditure Plan	Expend to Date	2009	2010	2011	2012/2013
	0	1,984	0	0	0

Project: 547900

Description: Re-install drainage culvert at White Road.

Managed By: Maintenance

Type: Infrastructure

Operating Impact: No changes to revenue or costs anticipated.

Funding Source:	Budget at 12/31/2008	2009 Approp	Total Budget
FEMA DR-1628 Small Projects	4,748	0	4,748
Project Total:	<u>4,748</u>	<u>0</u>	<u>4,748</u>

5 Year Expenditure Plan	Expend to Date	2009	2010	2011	2012/2013
	2,583	2,165	0	0	0

Morgan Territory Regional Preserve - continued

Project: 548900

Description: Spring fed pond leaks and is clogged. Dredge to rock base, line with clay to seal leaks. Improve spillway. Reinforce fence to prevent feral pig access.

Managed By: Park Operations

Type: Resource protection

Operating Impact: No changes to revenue or costs anticipated.

Funding Source:	Budget at 12/31/2008	2009 Approp	Total Budget		
Resource Enhancement Program	13,950	5,000	18,950		
Project Total:	13,950	5,000	18,950		
5 Year Expenditure Plan	Expend to Date	2009	2010	2011	2012/2013
	106	18,844	0	0	0

Niles Canyon Regional Trail

Project: 228700

Description: Feasibility study.

Managed By: Trails

Type: Land acquisition

Operating Impact: No changes to revenue or costs anticipated.

Funding Source:		Budget at 12/31/2008	2009 Approp	Total Budget	
San Francisco Water Dist/PUC		25,000	0	25,000	
Project Total:		<u>25,000</u>	<u>0</u>	<u>25,000</u>	
5 Year Expenditure Plan	Expend to Date	2009	2010	2011	2012/2013
	790	24,210	0	0	0

Oyster Bay Regional Shoreline

Project: 138700

Description: Develop plans for improvements from Oyster Bay Trail Bridge to Martin Luther King Jr.

Managed By: Planning

Type: General

Operating Impact: No changes to revenue or costs anticipated.

Funding Source:	Budget at 12/31/2008	2009 Approp	Total Budget
Measure AA Bond	115,000	0	115,000
General Fund	23,243	0	23,243
Project Total:	<u>138,243</u>	<u>0</u>	<u>138,243</u>

5 Year Expenditure Plan	Expend to Date	2009	2010	2011	2012/2013
	137,736	507	0	0	0

Project: 142400

Description: Develop access road improvements and picnic facilities. Provide irrigation for turf meadow.

Managed By: Design & Construction

Type: Public access

Operating Impact: Anticipated First Year of Operation: 2010

Operating Fund Source: General Fund

New Revenue: \$0 Start Up Costs: \$ 130,000

Personnel: 2.54 FTE Annual Operating Cost:\$491,494

Funding Source:	Budget at 12/31/2008	2009 Approp	Total Budget
Measure AA Bond	997,078	0	997,078
Project Total:	<u>997,078</u>	<u>0</u>	<u>997,078</u>

5 Year Expenditure Plan	Expend to Date	2009	2010	2011	2012/2013
	89,302	158,648	749,128	0	0

2009-2013 CAPITAL PROJECTS

ACTIVE PROJECTS

Pleasanton Ridge Regional Park

Project: 134600

Description: Make improvements to Garms Road entrance, including constructing a left turn lane, improving the signal light and adding a gate at the access road.

Managed By: Design & Construction

Type: Public access

Operating Impact: Anticipated First Year of Operation: 2011

Operating Fund Source: General Fund

New Revenue: \$0 Start Up Costs: \$ 60,000

Personnel: 1.40 FTE Annual Operating Cost:\$244,145

Funding Source:	Budget at 12/31/2008	2009 Approp	Total Budget
Measure AA Bond	833,000	0	833,000
Developer Grants	145,000	0	145,000
Project Total:	<u>978,000</u>	<u>0</u>	<u>978,000</u>

5 Year Expenditure Plan	Expend to Date	2009	2010	2011	2012/2013
	7,614	97,038	776,310	97,038	0

Project: 205201

Description: Land acquisition, safety and security.

Managed By: Land

Type: Land acquisition

Operating Impact: No changes to revenue or costs anticipated.

Funding Source:	Budget at 12/31/2008	2009 Approp	Total Budget
Measure AA Bond Interest	64,000	0	64,000
Project Total:	<u>64,000</u>	<u>0</u>	<u>64,000</u>

5 Year Expenditure Plan	Expend to Date	2009	2010	2011	2012/2013
	0	64,000	0	0	0

Project: 205202

Description: Acquisition of Real Property for Tehan Falls/Butler.

Managed By: Land

Type: Land acquisition

Operating Impact: No changes to revenue or costs anticipated.

Funding Source:	Budget at 12/31/2008	2009 Approp	Total Budget
Measure AA Bond Interest	288,000	0	288,000
Project Total:	<u>288,000</u>	<u>0</u>	<u>288,000</u>

5 Year Expenditure Plan	Expend to Date	2009	2010	2011	2012/2013
	277,167	10,833	0	0	0

2009-2013 CAPITAL PROJECTS

ACTIVE PROJECTS

Pleasanton Ridge Regional Park - continued

Project: 213301

Description: Vinson property.

Managed By: Land

Type: Safety & security

Operating Impact: No changes to revenue or costs anticipated.

Funding Source:	Budget at 12/31/2008	2009 Approp	Total Budget
Measure AA Bond Interest	40,000	0	40,000
Project Total:	<u>40,000</u>	<u>0</u>	<u>40,000</u>

5 Year Expenditure Plan	Expend to Date	2009	2010	2011	2012/2013
	10,240	29,760	0	0	0

Project: 229201

Description: Shea Homes property; ALC.

Managed By: Land

Type: Safety & security

Operating Impact: No changes to revenue or costs anticipated.

Funding Source:	Budget at 12/31/2008	2009 Approp	Total Budget
Designated for Land Fund	62,000	0	62,000
Project Total:	<u>62,000</u>	<u>0</u>	<u>62,000</u>

5 Year Expenditure Plan	Expend to Date	2009	2010	2011	2012/2013
	0	62,000	0	0	0

Project: 233500

Description: Tyler Ranch/ Roberts-King property.

Managed By: Land

Type: Land acquisition

Operating Impact: No changes to revenue or costs anticipated.

Funding Source:	Budget at 12/31/2008	2009 Approp	Total Budget
Measure AA Bond	231,007	0	231,007
Measure AA Bond Interest	12,000	0	12,000
Project Total:	<u>243,007</u>	<u>0</u>	<u>243,007</u>

5 Year Expenditure Plan	Expend to Date	2009	2010	2011	2012/2013
	241,664	1,343	0	0	0

2009-2013 CAPITAL PROJECTS

ACTIVE PROJECTS

Pleasanton Ridge Regional Park - continued

Project: 233501

Description: Cleanup and fencing on the property.

Managed By: Land

Type: Safety & security

Operating Impact: No changes to revenue or costs anticipated.

Funding Source:		Budget at 12/31/2008	2009 Approp	Total Budget	
Measure AA Bond		10,000	0	10,000	
Project Total:		<u>10,000</u>	<u>0</u>	<u>10,000</u>	
5 Year Expenditure Plan	Expend to Date	2009	2010	2011	2012/2013
	0	10,000	0	0	0

Project: 233502

Description: Tyler Ranch property.

Managed By: Land

Type: Land acquisition

Operating Impact: No changes to revenue or costs anticipated.

Funding Source:		Budget at 12/31/2008	2009 Approp	Total Budget	
Measure AA Bond Interest		25,000	0	25,000	
Project Total:		<u>25,000</u>	<u>0</u>	<u>25,000</u>	
5 Year Expenditure Plan	Expend to Date	2009	2010	2011	2012/2013
	19,666	5,334	0	0	0

Project: 545400

Description: Cook Canyon Road repair.

Managed By: Maintenance

Type: Public access

Operating Impact: No changes to revenue or costs anticipated.

Funding Source:		Budget at 12/31/2008	2009 Approp	Total Budget	
FEMA DR-1628 Small Projects		45,512	0	45,512	
Project Total:		<u>45,512</u>	<u>0</u>	<u>45,512</u>	
5 Year Expenditure Plan	Expend to Date	2009	2010	2011	2012/2013
	12,431	33,081	0	0	0

Pleasanton Ridge Regional Park - continued

Project: 549000

Description: Restore district ponds.

Managed By: Stewardship

Type: Resource protection

Operating Impact: No changes to revenue or costs anticipated.

Funding Source:	Budget at 12/31/2008	2009 Approp	Total Budget
Resource Enhancement Program	60,000	0	60,000
Project Total:	<u>60,000</u>	<u>0</u>	<u>60,000</u>

5 Year Expenditure Plan	Expend to Date	2009	2010	2011	2012/2013
	0	15,000	30,000	15,000	0

Project: 549001

Description: Clean up roadway erosion near Sinbad Creek to improve water quality in the creek.

Managed By: Park Operations

Type: Resource protection

Operating Impact: No changes to revenue or costs anticipated.

Funding Source:	Budget at 12/31/2008	2009 Approp	Total Budget
Resource Enhancement Program	10,000	0	10,000
Project Total:	<u>10,000</u>	<u>0</u>	<u>10,000</u>

5 Year Expenditure Plan	Expend to Date	2009	2010	2011	2012/2013
	9,500	500	0	0	0

2009-2013 CAPITAL PROJECTS

ACTIVE PROJECTS

Point Isabel Regional Shoreline

Project: 110800

Description: Extend the riprap at the shoreline. Rehabilitate the trails and renovate the turf and irrigation system at Point Isabel.

Managed By: Design & Construction

Type: Infrastructure

Operating Impact: No changes to revenue or costs anticipated.

Funding Source:	Budget at 12/31/2008	2009 Approp	Total Budget
Measure AA Bond	545,500	0	545,500
General Fund	220,000	0	220,000
Project Total:	<u>765,500</u>	<u>0</u>	<u>765,500</u>

5 Year Expenditure Plan	Expend to Date	2009	2010	2011	2012/2013
	716,221	0	49,279	0	0

Project: 141900

Description: Purchase and install vault toilet buildings.

Managed By: Maintenance

Type: Infrastructure

Operating Impact: No changes to revenue or costs anticipated.

Funding Source:	Budget at 12/31/2008	2009 Approp	Total Budget
Measure CC Property Tax	100,000	0	100,000
Project Total:	<u>100,000</u>	<u>0</u>	<u>100,000</u>

5 Year Expenditure Plan	Expend to Date	2009	2010	2011	2012/2013
	86,134	13,866	0	0	0

2009-2013 CAPITAL PROJECTS

ACTIVE PROJECTS

Point Pinole Regional Shoreline

Project: 102400

Description: Pt. Pinole main lot and basketball court; repair failed asphalt at entrance roads and parking lots, provide ADA pedestrian paths and ADA parking.

Managed By: Maintenance

Type: Public access

Operating Impact: No changes to revenue or costs anticipated.

Funding Source:	Budget at 12/31/2008	2009 Approp	Total Budget
General Fund	29,479	0	29,479
Park & Rec Prop 40 Per Capita	137,156	0	137,156
Project Total:	<u>166,635</u>	<u>0</u>	<u>166,635</u>

5 Year Expenditure Plan	Expend to Date	2009	2010	2011	2012/2013
	166,230	405	0	0	0

Project: 139700

Description: Review plans, prepare specifications, provide construction management and consultation services for vehicular, public, maintenance and emergency access bridge at Atlas Road.

Managed By: Design & Construction

Type: Infrastructure

Operating Impact: No changes to revenue or costs anticipated.

Funding Source:	Budget at 12/31/2008	2009 Approp	Total Budget
Measure AA Bond	50,000	0	50,000
CC Trans Authority Trails Prog	491,252	0	491,252
City of Richmond	1,455,510	0	1,455,510
Project Total:	<u>1,996,763</u>	<u>0</u>	<u>1,996,763</u>

5 Year Expenditure Plan	Expend to Date	2009	2010	2011	2012/2013
	16,723	150,000	150,000	1,680,040	0

2009-2013 CAPITAL PROJECTS

ACTIVE PROJECTS

Point Pinole Regional Shoreline - continued

Project: 149500

Description: Construct a group camp facility.

Managed By: Maintenance

Type: Infrastructure

Operating Impact: No changes to revenue or costs anticipated.

Funding Source:	Budget at 12/31/2008	2009 Approp	Total Budget
General Fund	29,150	0	29,150
Regional Parks Foundation	75,000	0	75,000
Project Total:	<u>104,150</u>	<u>0</u>	<u>104,150</u>

5 Year Expenditure Plan	Expend to Date	2009	2010	2011	2012/2013
	49,781	54,369	0	0	0

Project: 203300

Description: Breuner property.

Managed By: Land

Type: Land acquisition

Operating Impact: No changes to revenue or costs anticipated.

Funding Source:	Budget at 12/31/2008	2009 Approp	Total Budget
Measure AA Bond	4,433,195	0	4,433,195
Measure AA Bond Interest	1,998,244	0	1,998,244
Designated for Land Fund	1,748,716	0	1,748,716
Resource Enhancement Program	650,000	0	650,000
Project Total:	<u>8,830,155</u>	<u>0</u>	<u>8,830,155</u>

5 Year Expenditure Plan	Expend to Date	2009	2010	2011	2012/2013
	8,501,837	328,318	0	0	0

2009-2013 CAPITAL PROJECTS

ACTIVE PROJECTS

Point Pinole Regional Shoreline - continued

Project: 212801

Description: Pt. Pinole properties.

Managed By: Land

Type: Safety & security

Operating Impact: No changes to revenue or costs anticipated.

Funding Source:	Budget at 12/31/2008	2009 Approp	Total Budget		
Measure AA Bond	155,000	0	155,000		
Project Total:	<u>155,000</u>	<u>0</u>	<u>155,000</u>		
5 Year Expenditure Plan	Expend to Date	2009	2010	2011	2012/2013
	52,022	102,978	0	0	0

Project: 540600

Description: Restore Black Rail birds to area.

Managed By: Stewardship

Type: Resource protection

Operating Impact: No changes to revenue or costs anticipated.

Funding Source:	Budget at 12/31/2008	2009 Approp	Total Budget		
U.S. Fish & Wildlife Service	16,000	0	16,000		
Measure CC Property Tax	0	10,000	10,000		
Project Total:	<u>16,000</u>	<u>10,000</u>	<u>26,000</u>		
5 Year Expenditure Plan	Expend to Date	2009	2010	2011	2012/2013
	15,593	10,407	0	0	0

2009-2013 CAPITAL PROJECTS

ACTIVE PROJECTS

Point Pinole Regional Shoreline - continued

Project: 547500

Description: Bay View Trail repair.

Managed By: Maintenance

Type: Public access

Operating Impact: No changes to revenue or costs anticipated.

Funding Source:	Budget at 12/31/2008	2009 Approp	Total Budget
FEMA DR-1628 Small Projects	35,125	0	35,125
Project Total:	<u>35,125</u>	<u>0</u>	<u>35,125</u>

5 Year Expenditure Plan	Expend to Date	2009	2010	2011	2012/2013
	168	34,957	0	0	0

Project: 548600

Description: Thin eucalyptus grove throughout the park. Control new sprout growth.

Managed By: Park Operations

Type: Resource protection

Operating Impact: No changes to revenue or costs anticipated.

Funding Source:	Budget at 12/31/2008	2009 Approp	Total Budget
Measure CC Property Tax	139,860	0	139,860
Project Total:	<u>139,860</u>	<u>0</u>	<u>139,860</u>

5 Year Expenditure Plan	Expend to Date	2009	2010	2011	2012/2013
	19,600	120,260	0	0	0

Project: 550900

Description: Restore one hundred acres of grasslands and sensitive plant species habitat.

Managed By: Stewardship

Type: Resource protection

Operating Impact: No changes to revenue or costs anticipated.

Funding Source:	Budget at 12/31/2008	2009 Approp	Total Budget
Measure CC Property Tax	0	115,580	115,580
Project Total:	<u>0</u>	<u>115,580</u>	<u>115,580</u>

5 Year Expenditure Plan	Expend to Date	2009	2010	2011	2012/2013
	0	115,580	0	0	0

Quarry Lakes Regional Recreation Area

Project: 133900

Description: Construct additional group picnic area with shade structure.

Managed By: Design & Construction

Type: Public access

Operating Impact: No changes to revenue or costs anticipated.

Funding Source:		Budget at 12/31/2008	2009 Approp	Total Budget	
General Fund		100,000	0	100,000	
Project Total:		<u>100,000</u>	<u>0</u>	<u>100,000</u>	
5 Year Expenditure Plan	Expend to Date	2009	2010	2011	2012/2013
	0	0	0	100,000	0

2009-2013 CAPITAL PROJECTS

ACTIVE PROJECTS

Redwood Regional Park

Project: 123200

Description: Make repairs at the Piedmont Stables.

Managed By: Maintenance

Type: Infrastructure

Operating Impact: No changes to revenue or costs anticipated.

Funding Source:		Budget at 12/31/2008	2009 Approp	Total Budget	
General Fund		95,933	0	95,933	
Project Total:		<u>95,933</u>	<u>0</u>	<u>95,933</u>	
5 Year Expenditure Plan	Expend to Date	2009	2010	2011	2012/2013
	106,873	0	0	0	0

Project: 123201

Description: Paint the Piedmont Stables.

Managed By: Maintenance

Type: Infrastructure

Operating Impact: No changes to revenue or costs anticipated.

Funding Source:		Budget at 12/31/2008	2009 Approp	Total Budget	
General Fund		25,000	0	25,000	
Measure CC Property Tax		33,300	0	33,300	
Project Total:		<u>58,300</u>	<u>0</u>	<u>58,300</u>	
5 Year Expenditure Plan	Expend to Date	2009	2010	2011	2012/2013
	25,246	33,054	0	0	0

Project: 123202

Description: Renovate the park residence located at the Piedmont Stables.

Managed By: Maintenance

Type: Infrastructure

Operating Impact: No changes to revenue or costs anticipated.

Funding Source:		Budget at 12/31/2008	2009 Approp	Total Budget	
Measure CC Property Tax		43,316	0	43,316	
Project Total:		<u>43,316</u>	<u>0</u>	<u>43,316</u>	
5 Year Expenditure Plan	Expend to Date	2009	2010	2011	2012/2013
	27,331	15,985	0	0	0

2009-2013 CAPITAL PROJECTS

ACTIVE PROJECTS

Redwood Regional Park - continued

Project: 123203

Description: Make improvements to the drainage of the manure bin at Piedmont Stables.

Managed By: Maintenance

Type: Infrastructure

Operating Impact: No changes to revenue or costs anticipated.

Funding Source:	Budget at 12/31/2008	2009 Approp	Total Budget
General Fund	35,000	0	35,000
County of Alameda	25,900	0	25,900
Measure CC Property Tax	6,683	0	6,683
Project Total:	<u>67,583</u>	<u>0</u>	<u>67,583</u>

5 Year Expenditure Plan	Expend to Date	2009	2010	2011	2012/2013
	67,583	0	0	0	0

Project: 123500

Description: Maintain the paving at the staging area.

Managed By: Maintenance

Type: Public access

Operating Impact: No changes to revenue or costs anticipated.

Funding Source:	Budget at 12/31/2008	2009 Approp	Total Budget
General Fund	17,040	0	17,040
Park & Rec Prop 12 RZH Per Cap	37,022	0	37,022
Project Total:	<u>54,062</u>	<u>0</u>	<u>54,062</u>

5 Year Expenditure Plan	Expend to Date	2009	2010	2011	2012/2013
	54,062	0	0	0	0

Project: 123600

Description: Replace damaged huts.

Managed By: Maintenance

Type: Infrastructure

Operating Impact: No changes to revenue or costs anticipated.

Funding Source:	Budget at 12/31/2008	2009 Approp	Total Budget
General Fund	61,650	0	61,650
Park & Rec Prop 12 RZH Per Cap	143,850	0	143,850
Project Total:	<u>205,500</u>	<u>0</u>	<u>205,500</u>

5 Year Expenditure Plan	Expend to Date	2009	2010	2011	2012/2013
2009 Adopted Budget	201,060	4,440 221	0	0	0
				East Bay Regional Park District	

2009-2013 CAPITAL PROJECTS

ACTIVE PROJECTS

Redwood Regional Park - continued

Project: 131600

Description: Replace the chemical toilets.

Managed By: Maintenance

Type: Infrastructure

Operating Impact: No changes to revenue or costs anticipated.

Funding Source:	Budget at 12/31/2008	2009 Approp	Total Budget
General Fund	36,043	0	36,043
Park & Rec Prop 12 RZH Per Cap	32,900	0	32,900
Project Total:	<u>68,943</u>	<u>0</u>	<u>68,943</u>

5 Year Expenditure Plan	Expend to Date	2009	2010	2011	2012/2013
	68,942	1	0	0	0

Project: 131700

Description: Pave the main parking lot.

Managed By: Maintenance

Type: Infrastructure

Operating Impact: No changes to revenue or costs anticipated.

Funding Source:	Budget at 12/31/2008	2009 Approp	Total Budget
Park & Rec Prop 12 RZH Per Cap	134,443	0	134,443
Project Total:	<u>134,443</u>	<u>0</u>	<u>134,443</u>

5 Year Expenditure Plan	Expend to Date	2009	2010	2011	2012/2013
	134,443	0	0	0	0

Project: 234200

Description: Funds are to be used to negotiate with property owner.

Managed By: Land

Type: Land acquisition

Operating Impact: No changes to revenue or costs anticipated.

Funding Source:	Budget at 12/31/2008	2009 Approp	Total Budget
Measure AA Bond Interest	432,500	0	432,500
Park & Rec Prop 40 Per Capita	412,500	0	412,500
Project Total:	<u>845,000</u>	<u>0</u>	<u>845,000</u>

5 Year Expenditure Plan	Expend to Date	2009	2010	2011	2012/2013
	838,577	6,423	0	0	0

2009-2013 CAPITAL PROJECTS

ACTIVE PROJECTS

Redwood Regional Park - continued

Project: 234201

Description: Mueller Property safety and security.

Managed By: Land

Type: Land acquisition

Operating Impact: No changes to revenue or costs anticipated.

Funding Source:	Budget at 12/31/2008	2009 Approp	Total Budget
Measure AA Bond Interest	100,000	0	100,000
Project Total:	<u>100,000</u>	<u>0</u>	<u>100,000</u>

5 Year Expenditure Plan	<u>Expend to Date</u>	<u>2009</u>	<u>2010</u>	<u>2011</u>	<u>2012/2013</u>
	0	100,000	0	0	0

Project: 500600

Description: Serpentine Prairie Fencing.

Managed By: Stewardship

Type: Resource protection

Operating Impact: No changes to revenue or costs anticipated.

Funding Source:	Budget at 12/31/2008	2009 Approp	Total Budget
General Fund	25,000	0	25,000
Resource Enhancement Program	5,000	0	5,000
Project Total:	<u>30,000</u>	<u>0</u>	<u>30,000</u>

5 Year Expenditure Plan	<u>Expend to Date</u>	<u>2009</u>	<u>2010</u>	<u>2011</u>	<u>2012/2013</u>
	0	24,500	5,500	0	0

Project: 511700

Description: Underground fuel tank remediation.

Managed By: Stewardship

Type: Resource protection

Operating Impact: No changes to revenue or costs anticipated.

Funding Source:	Budget at 12/31/2008	2009 Approp	Total Budget
General Fund	497,882	0	497,882
Project Total:	<u>497,882</u>	<u>0</u>	<u>497,882</u>

5 Year Expenditure Plan	<u>Expend to Date</u>	<u>2009</u>	<u>2010</u>	<u>2011</u>	<u>2012/2013</u>
	487,341	10,541	0	0	0

2009-2013 CAPITAL PROJECTS

ACTIVE PROJECTS

Redwood Regional Park - continued

Project: 541500

Description: Create fuel break to reduce wildfire hazard.

Managed By: Fire Dept

Type: Resource protection

Operating Impact: No changes to revenue or costs anticipated.

Funding Source:	Budget at 12/31/2008	2009 Approp	Total Budget
Measure CC Property Tax	174,033	0	174,033
Project Total:	<u>174,033</u>	<u>0</u>	<u>174,033</u>

5 Year Expenditure Plan	Expend to Date	2009	2010	2011	2012/2013
	71,481	102,552	0	0	0

Project: 541501

Description: Remove pines, acacias & selected cypress in Serpentine Prairie using professional tree service or other mechanical method on .2 acres.

Managed By: Fire Dept

Type: Resource protection

Operating Impact: No changes to revenue or costs anticipated.

Funding Source:	Budget at 12/31/2008	2009 Approp	Total Budget
FEMA Predisaster Mitigation	22,813	0	22,813
Measure CC Property Tax	8,451	0	8,451
Project Total:	<u>31,264</u>	<u>0</u>	<u>31,264</u>

5 Year Expenditure Plan	Expend to Date	2009	2010	2011	2012/2013
	12,081	19,183	0	0	0

Project: 541502

Description: Remove brush, eucalyptus trees, pine trees. Create fuel break North of East Ridge Trail boundary with Redwood on 12.4 acres. Utilize professional tree service to remove Monterey pines and hand crews to cut brush and saplings.

Managed By: Fire Dept

Type: Resource protection

Operating Impact: No changes to revenue or costs anticipated.

Funding Source:	Budget at 12/31/2008	2009 Approp	Total Budget
FEMA Predisaster Mitigation	58,376	0	58,376
Measure CC Property Tax	21,624	0	21,624
Project Total:	<u>80,000</u>	<u>0</u>	<u>80,000</u>

5 Year Expenditure Plan	Expend to Date	2009	2010	2011	2012/2013
	120,282	0	0	0	0
2009 Adopted Budget		224			

2009-2013 CAPITAL PROJECTS

ACTIVE PROJECTS

Redwood Regional Park - continued

Project: 541503

Description: Use prescribed fire or hand removal of brush & exotics in Serpentine Prairie on 20 acres of grasslands & brushlands. Construct control lines along perimeter site of controlled burn.

Managed By: Fire Dept

Type: Resource protection

Operating Impact: No changes to revenue or costs anticipated.

Funding Source:	Budget at 12/31/2008	2009 Approp	Total Budget
FEMA Predisaster Mitigation	57,185	0	57,185
Measure CC Property Tax	21,183	0	21,183
Project Total:	<u>78,368</u>	<u>0</u>	<u>78,368</u>

5 Year Expenditure Plan	Expend to Date	2009	2010	2011	2012/2013
	829	77,539	0	0	0

Project: 541504

Description: Use prescribed fire at Skyline Gate & East Ridge Trail on approximately 30 acres of grasslands, pine and eucalyptus. Build control lines along the perimeter of the site.

Managed By: Fire Dept

Type: Resource protection

Operating Impact: No changes to revenue or costs anticipated.

Funding Source:	Budget at 12/31/2008	2009 Approp	Total Budget
FEMA Predisaster Mitigation	108,542	0	108,542
Measure CC Property Tax	40,208	0	40,208
Project Total:	<u>148,750</u>	<u>0</u>	<u>148,750</u>

5 Year Expenditure Plan	Expend to Date	2009	2010	2011	2012/2013
	188,923	0	0	0	0

Project: 544600

Description: Phillips Loop Trail repair.

Managed By: Maintenance

Type: Public access

Operating Impact: No changes to revenue or costs anticipated.

Funding Source:	Budget at 12/31/2008	2009 Approp	Total Budget
FEMA DR-1628 Small Projects	21,811	0	21,811
Project Total:	<u>21,811</u>	<u>0</u>	<u>21,811</u>

5 Year Expenditure Plan	Expend to Date	2009	2010	2011	2012/2013
	27,873	0	0	0	0
2009 Adopted Budget		225			

2009-2013 CAPITAL PROJECTS

ACTIVE PROJECTS

Redwood Regional Park - continued

Project: 545700

Description: Entrance road washout repair.

Managed By: Maintenance

Type: Public access

Operating Impact: No changes to revenue or costs anticipated.

Funding Source:	Budget at 12/31/2008	2009 Approp	Total Budget
FEMA DR-1628 Small Projects	25,874	0	25,874
Project Total:	<u>25,874</u>	<u>0</u>	<u>25,874</u>

5 Year Expenditure Plan	Expend to Date	2009	2010	2011	2012/2013
	201	25,673	0	0	0

Project: 546600

Description: Repair slide caused by 2006 storm damage, on park access trail behind homes on Wilton Drive.

Managed By: Design & Construction

Type: Public access

Operating Impact: No changes to revenue or costs anticipated.

Funding Source:	Budget at 12/31/2008	2009 Approp	Total Budget
FEMA DR-1628 Large Prj >57,500	124,517	0	124,517
Project Total:	<u>124,517</u>	<u>0</u>	<u>124,517</u>

5 Year Expenditure Plan	Expend to Date	2009	2010	2011	2012/2013
	128,323	0	0	0	0

Project: 547000

Description: Repair 100-foot slide, 2006 storm damage, along the Eastridge Trail at the Skyline gate.

Managed By: Design & Construction

Type: Public access

Operating Impact: No changes to revenue or costs anticipated.

Funding Source:	Budget at 12/31/2008	2009 Approp	Total Budget
FEMA DR-1628 Small Projects	25,000	0	25,000
Project Total:	<u>25,000</u>	<u>0</u>	<u>25,000</u>

5 Year Expenditure Plan	Expend to Date	2009	2010	2011	2012/2013
	26,167	0	0	0	0

Redwood Regional Park - continued

Project: 547200

Description: Repair station #2 and the trails end restroom.

Managed By: Maintenance

Type: Infrastructure

Operating Impact: No changes to revenue or costs anticipated.

Funding Source:	Budget at 12/31/2008	2009 Approp	Total Budget		
General Fund	3,964	0	3,964		
FEMA DR-1628 Small Projects	9,137	0	9,137		
Project Total:	13,101	0	13,101		
5 Year Expenditure Plan	Expend to Date	2009	2010	2011	2012/2013
	9,137	3,964	0	0	0

North Richmond Wetlands

Project: 142100

Description: Construct a segment of the Bay Trail from Wildcat Creek north, to the WCCC Sanitary Landfill.

Managed By: Design & Construction

Type: Public access

Operating Impact: Anticipated First Year of Operation: 2010

Operating Fund Source: Measure CC Fund

New Revenue: \$0 Start Up Costs: \$0

Personnel: .20 FTE Annual Operating Cost: \$26,805

Funding Source:	Budget at 12/31/2008	2009 Approp	Total Budget
Measure AA Bond	200,000	0	200,000
Project Total:	<u>200,000</u>	<u>0</u>	<u>200,000</u>

5 Year Expenditure Plan	Expend to Date	2009	2010	2011	2012/2013
	104,150	0	95,850	0	0

Project: 500200

Description: Wetlands study.

Managed By: Stewardship

Type: Resource protection

Operating Impact: No changes to revenue or costs anticipated.

Funding Source:	Budget at 12/31/2008	2009 Approp	Total Budget
Measure CC Property Tax	150,000	0	150,000
Project Total:	<u>150,000</u>	<u>0</u>	<u>150,000</u>

5 Year Expenditure Plan	Expend to Date	2009	2010	2011	2012/2013
	355	60,000	89,645	0	0

Roberts Regional Recreation Area

Project: 122500

Description: Installation of glider swing designed to accomodate children who use wheelchairs.

Managed By: Design & Construction

Type: Public access

Operating Impact: No changes to revenue or costs anticipated.

Funding Source:	Budget at 12/31/2008	2009 Approp	Total Budget
Measure AA Bond	250,000	0	250,000
Oakland Rotary Club	306,500	0	306,500
Regional Parks Foundation	10,500	0	10,500
Project Total:	<u>567,000</u>	<u>0</u>	<u>567,000</u>

5 Year Expenditure Plan	Expend to Date	2009	2010	2011	2012/2013
	563,288	3,712	0	0	0

Project: 122502

Description: Improve the trail surrounding the barrier free playground.

Managed By: Design & Construction

Type: Public access

Operating Impact: Anticipated First Year Of Operation: 2009

Operating Fund Source: General Fund

New Revenue: \$20,000 Start Cost: \$5,000

Personnel: .86 FTE Annual Operating Cost: \$69,463

Funding Source:	Budget at 12/31/2008	2009 Approp	Total Budget
General Fund	18,000	0	18,000
TEA: Rec. Trails Program	90,000	0	90,000
Park & Rec Prop 40 Per Capita	30,551	0	30,551
Project Total:	<u>138,551</u>	<u>0</u>	<u>138,551</u>

5 Year Expenditure Plan	Expend to Date	2009	2010	2011	2012/2013
	17,377	121,174	0	0	0

2009-2013 CAPITAL PROJECTS

ACTIVE PROJECTS

Roberts Regional Recreation Area - continued

Project: 122503

Description: Install ADA Accessible Glider Swing designed to accomodate children who use wheelchairs.

Managed By: Design & Construction

Type: Public access

Operating Impact: No changes to revenue or costs anticipated.

Funding Source:	Budget at 12/31/2008	2009 Approp	Total Budget
General Fund	13,000	0	13,000
Oakland Rotary Club	20,000	0	20,000
Project Total:	<u>33,000</u>	<u>0</u>	<u>33,000</u>

5 Year Expenditure Plan	Expend to Date	2009	2010	2011	2012/2013
	28,980	4,020	0	0	0

Project: 145000

Description: Repair failed asphalt at the service yard and the road from the service yard to the pool entrance. Provide new paved parking area.

Managed By: Maintenance

Type: Infrastructure

Operating Impact: No changes to revenue or costs anticipated.

Funding Source:	Budget at 12/31/2008	2009 Approp	Total Budget
Measure CC Property Tax	81,350	0	81,350
Project Total:	<u>81,350</u>	<u>0</u>	<u>81,350</u>

5 Year Expenditure Plan	Expend to Date	2009	2010	2011	2012/2013
	62,550	18,800	0	0	0

Project: 145200

Description: Install security camera at the swim area.

Managed By: Information Services

Type: Safety & security

Operating Impact: No changes to revenue or costs anticipated.

Funding Source:	Budget at 12/31/2008	2009 Approp	Total Budget
General Fund	25,000	0	25,000
Project Total:	<u>25,000</u>	<u>0</u>	<u>25,000</u>

5 Year Expenditure Plan	Expend to Date	2009	2010	2011	2012/2013
	23,700	1,300	0	0	0

Roberts Regional Recreation Area - continued

Project: 548700

Description: Renovate family and group picnic tables, barbecues and drinking fountains.

Managed By: Park Operations

Type: Infrastructure

Operating Impact: No changes to revenue or costs anticipated.

Funding Source:	Budget at 12/31/2008	2009 Approp	Total Budget		
Measure CC Property Tax	33,300	0	33,300		
Project Total:	<u>33,300</u>	<u>0</u>	<u>33,300</u>		
5 Year Expenditure Plan	Expend to Date	2009	2010	2011	2012/2013
	19,300	7,000	7,000	0	0

Project: 551100

Description: Renovate ballfield; upgrade irrigation and correct drainage.

Managed By: Park Operations

Type: Infrastructure

Operating Impact: No changes to revenue or costs anticipated.

Funding Source:	Budget at 12/31/2008	2009 Approp	Total Budget		
Measure CC Property Tax	0	31,080	31,080		
Project Total:	<u>0</u>	<u>31,080</u>	<u>31,080</u>		
5 Year Expenditure Plan	Expend to Date	2009	2010	2011	2012/2013
	0	31,080	0	0	0

2009-2013 CAPITAL PROJECTS

ACTIVE PROJECTS

Round Valley Regional Preserve

Project: 143600

Description: Construct a group camping facility.

Managed By: Maintenance

Type: Infrastructure

Operating Impact: No changes to revenue or costs anticipated.

Funding Source:	Budget at 12/31/2008	2009 Approp	Total Budget
General Fund	44,000	0	44,000
Regional Parks Foundation	60,000	0	60,000
Project Total:	<u>104,000</u>	<u>0</u>	<u>104,000</u>

5 Year Expenditure Plan	Expend to Date	2009	2010	2011	2012/2013
	46,509	57,491	0	0	0

Project: 172300

Description: Build bridge for Murphy Meadow.

Managed By: Maintenance

Type: Infrastructure

Operating Impact: No changes to revenue or costs anticipated.

Funding Source:	Budget at 12/31/2008	2009 Approp	Total Budget
General Fund	63,000	0	63,000
Project Total:	<u>63,000</u>	<u>0</u>	<u>63,000</u>

5 Year Expenditure Plan	Expend to Date	2009	2010	2011	2012/2013
	0	63,000	0	0	0

Project: 202401

Description: Murphy property improvements, including clean up and fencing.

Managed By: Land

Type: Safety & security

Operating Impact: No changes to revenue or costs anticipated.

Funding Source:	Budget at 12/31/2008	2009 Approp	Total Budget
Measure AA Bond	101,800	0	101,800
Project Total:	<u>101,800</u>	<u>0</u>	<u>101,800</u>

5 Year Expenditure Plan	Expend to Date	2009	2010	2011	2012/2013
	58,158	43,642	0	0	0

2009-2013 CAPITAL PROJECTS

ACTIVE PROJECTS

Round Valley Regional Preserve - continued

Project: 205700

Description: Cowell property; Wells-Fargo, Thelan.

Managed By: Land

Type: Land acquisition

Operating Impact: No changes to revenue or costs anticipated.

Funding Source:	Budget at 12/31/2008	2009 Approp	Total Budget		
Measure AA Bond	14,000	0	14,000		
Measure AA Bond Interest	11,000	0	11,000		
General Fund	10,000	0	10,000		
Project Total:	<u>35,000</u>	<u>0</u>	<u>35,000</u>		
5 Year Expenditure Plan	Expend to Date	2009	2010	2011	2012/2013
	31,809	3,191	0	0	0

2009-2013 CAPITAL PROJECTS

ACTIVE PROJECTS

San Pablo Bay Regional Shoreline

Project: 143300

Description: Review plans and specifications, provide construction management and inspection services for the Bay Trail segments at BioRad and Pinole Shores.

Managed By: Design & Construction

Type: Public access

Operating Impact: Anticipated First Year of Operation: 2010

Operating Fund Source: General Fund

New Revenue: \$ 0 Start Up Costs: \$ 20,000

Personnel: 1.12FTE Annual Operating Cost:\$ 143,170

Funding Source:	Budget at 12/31/2008	2009 Approp	Total Budget
Measure AA Bond	686,000	0	686,000
Project Total:	<u>686,000</u>	<u>0</u>	<u>686,000</u>

5 Year Expenditure Plan	Expend to Date	2009	2010	2011	2012/2013
	19,250	80,812	533,365	52,573	0

Project: 206400

Description: Union Pacific Railroad property.

Managed By: Land

Type: Land acquisition

Operating Impact: No changes to revenue or costs anticipated.

Funding Source:	Budget at 12/31/2008	2009 Approp	Total Budget
Measure AA Bond	175,500	0	175,500
Project Total:	<u>175,500</u>	<u>0</u>	<u>175,500</u>

5 Year Expenditure Plan	Expend to Date	2009	2010	2011	2012/2013
	141,042	34,458	0	0	0

Project: 206600

Description: Base closure.

Managed By: Land

Type: Land acquisition

Operating Impact: No changes to revenue or costs anticipated.

Funding Source:	Budget at 12/31/2008	2009 Approp	Total Budget
Measure AA Bond	222,000	0	222,000
Measure AA Bond Interest	48,000	0	48,000
Project Total:	<u>270,000</u>	<u>0</u>	<u>270,000</u>

5 Year Expenditure Plan	Expend to Date	2009	2010	2011	2012/2013
	225,914	44,086	0	0	0

San Pablo Bay Regional Shoreline - continued

Project: 226400

Description: Feasibility study, Point San Pablo.

Managed By: Land

Type: Land acquisition

Operating Impact: No changes to revenue or costs anticipated.

Funding Source:		Budget at 12/31/2008	2009 Approp	Total Budget		
Measure AA Bond		50,000	0	50,000		
Project Total:		<u>50,000</u>	<u>0</u>	<u>50,000</u>		
5 Year Expenditure Plan	Expend to Date	2009	2010	2011	2012/2013	
	33,619	16,381	0	0	0	

2009-2013 CAPITAL PROJECTS

ACTIVE PROJECTS

Shadow Cliffs Regional Recreation Area

Project: 133400

Description: Make improvements to the water supply system.

Managed By: Maintenance

Type: Infrastructure

Operating Impact: No changes to revenue or costs anticipated.

Funding Source:		Budget at 12/31/2008	2009 Approp	Total Budget	
General Fund		201,491	0	201,491	
Project Total:		<u>201,491</u>	<u>0</u>	<u>201,491</u>	
5 Year Expenditure Plan	Expend to Date	2009	2010	2011	2012/2013
	9,569	70,000	50,000	50,000	21,922

Project: 144500

Description: Shadow Cliffs entrance road, ADA pedestrian path and ADA parking paving improvement.

Managed By: Maintenance

Type: Public access

Operating Impact: No changes to revenue or costs anticipated.

Funding Source:		Budget at 12/31/2008	2009 Approp	Total Budget	
General Fund		170,000	0	170,000	
Project Total:		<u>170,000</u>	<u>0</u>	<u>170,000</u>	
5 Year Expenditure Plan	Expend to Date	2009	2010	2011	2012/2013
	170,000	0	0	0	0

Project: 207400

Description: De Silva property.

Managed By: Land

Type: Land acquisition

Operating Impact: No changes to revenue or costs anticipated.

Funding Source:		Budget at 12/31/2008	2009 Approp	Total Budget	
Measure AA Bond		15,000	0	15,000	
Project Total:		<u>15,000</u>	<u>0</u>	<u>15,000</u>	
5 Year Expenditure Plan	Expend to Date	2009	2010	2011	2012/2013
	8,720	6,280	0	0	0

Shadow Cliffs Regional Recreation Area - continued

Project: 549800

Description: Provide funding to contract for hydrological study and land use plan ammendment for Shadow Cliffs. The land use plan will assess alternative uses to the California Splash project, restore the DeSilva quarry pit, enhance habitat at Arroyo del Valle, improve swim beach and develop landscaping for the entire park.

Managed By: Planning

Type: Infrastructure

Operating Impact: No changes to revenue or costs anticipated.

Funding Source:	Budget at 12/31/2008	2009 Approp	Total Budget		
General Fund	0	60,000	60,000		
Project Total:	0	60,000	60,000		
5 Year Expenditure Plan	Expend to Date	2009	2010	2011	2012/2013
	0	60,000	0	0	0

2009-2013 CAPITAL PROJECTS

ACTIVE PROJECTS

Sibley Volcanic Regional Preserve

Project: 116600

Description: Install boundary fencing.

Managed By: Grazing Dept

Type: Public access

Operating Impact: No changes to revenue or costs anticipated.

Funding Source:	Budget at 12/31/2008	2009 Approp	Total Budget
Measure AA Bond	80,000	0	80,000
Project Total:	<u>80,000</u>	<u>0</u>	<u>80,000</u>

5 Year Expenditure Plan	Expend to Date	2009	2010	2011	2012/2013
	27,891	20,000	20,000	12,109	0

Project: 172600

Description: Access improvements including grading, paving and new parking lot at the Old Tunnel Road entrance to the Stone Property.

Managed By: Maintenance

Type: Public access

Operating Impact: No changes to revenue or costs anticipated.

Funding Source:	Budget at 12/31/2008	2009 Approp	Total Budget
Measure AA Bond	80,000	0	80,000
Project Total:	<u>80,000</u>	<u>0</u>	<u>80,000</u>

5 Year Expenditure Plan	Expend to Date	2009	2010	2011	2012/2013
	21,349	0	58,651	0	0

Project: 203100

Description: Inholdings.

Managed By: Land

Type: Land acquisition

Operating Impact: No changes to revenue or costs anticipated.

Funding Source:	Budget at 12/31/2008	2009 Approp	Total Budget
Measure AA Bond	189,600	0	189,600
Measure AA Bond Interest	32,000	0	32,000
Project Total:	<u>221,600</u>	<u>0</u>	<u>221,600</u>

5 Year Expenditure Plan	Expend to Date	2009	2010	2011	2012/2013
	216,071	5,529	0	0	0

2009-2013 CAPITAL PROJECTS

ACTIVE PROJECTS

Sibley Volcanic Regional Preserve - continued

Project: 231100

Description: Gateway property, Orinda.

Managed By: Land

Type: Land acquisition

Operating Impact: No changes to revenue or costs anticipated.

Funding Source:	Budget at 12/31/2008	2009 Approp	Total Budget
Measure AA Bond	3,018	0	3,018
Measure AA Bond Interest	55,000	0	55,000
Project Total:	<u>58,018</u>	<u>0</u>	<u>58,018</u>

5 Year Expenditure Plan	Expend to Date	2009	2010	2011	2012/2013
	53,187	4,831	0	0	0

Project: 515941

Description: Fire hazard management.

Managed By: Fire Dept

Type: Resource protection

Operating Impact: No changes to revenue or costs anticipated.

Funding Source:	Budget at 12/31/2008	2009 Approp	Total Budget
U.S. Fish & Wildlife Service	100,000	0	100,000
Project Total:	<u>100,000</u>	<u>0</u>	<u>100,000</u>

5 Year Expenditure Plan	Expend to Date	2009	2010	2011	2012/2013
	100,000	0	0	0	0

Project: 541400

Description: Create fuel break to reduce wildfire hazard.

Managed By: Fire Dept

Type: Resource protection

Operating Impact: No changes to revenue or costs anticipated.

Funding Source:	Budget at 12/31/2008	2009 Approp	Total Budget
Measure CC Property Tax	192,741	0	192,741
Project Total:	<u>192,741</u>	<u>0</u>	<u>192,741</u>

5 Year Expenditure Plan	Expend to Date	2009	2010	2011	2012/2013
	110,234	82,507	0	0	0

2009-2013 CAPITAL PROJECTS

ACTIVE PROJECTS

Sibley Volcanic Regional Preserve - continued

Project: 541401

Description: Use prescribed Fire East of Sibley Volcanic Staging area 7.2 acres of grass & brushland with eucalyptus slash. Hand crews would construct control lines along perimeter of site.

Managed By: Fire Dept

Type: Resource protection

Operating Impact: No changes to revenue or costs anticipated.

Funding Source:	Budget at 12/31/2008	2009 Approp	Total Budget
FEMA Predisaster Mitigation	25,539	0	25,539
Measure CC Property Tax	9,461	0	9,461
Project Total:	<u>35,000</u>	<u>0</u>	<u>35,000</u>

5 Year Expenditure Plan	Expend to Date	2009	2010	2011	2012/2013
	3,957	31,043	0	0	0

Project: 551000

Description: Rehabilitate two ponds on the Stone property to reestablish habitat values.

Managed By: Design & Construction

Type: Resource protection

Operating Impact: No changes to revenue or costs anticipated.

Funding Source:	Budget at 12/31/2008	2009 Approp	Total Budget
Measure CC Property Tax	0	46,620	46,620
Project Total:	<u>0</u>	<u>46,620</u>	<u>46,620</u>

5 Year Expenditure Plan	Expend to Date	2009	2010	2011	2012/2013
	0	46,620	0	0	0

2009-2013 CAPITAL PROJECTS

ACTIVE PROJECTS

Sunol Regional Wilderness

Project: 118601

Description: Install fencing and improve water resources.

Managed By: Stewardship

Type: Resource protection

Operating Impact: No changes to revenue or costs anticipated.

Funding Source:	Budget at 12/31/2008	2009 Approp	Total Budget
General Fund	75,000	0	75,000
In Kind Services	75,000	0	75,000
Project Total:	<u>150,000</u>	<u>0</u>	<u>150,000</u>

5 Year Expenditure Plan	Expend to Date	2009	2010	2011	2012/2013
	34,348	24,000	24,000	24,000	43,652

Project: 132000

Description: Replace six chemical toilets for twelve camp sites with three vault toilets at the loop area.

Managed By: Design & Construction

Type: Infrastructure

Operating Impact: No changes to revenue or costs anticipated.

Funding Source:	Budget at 12/31/2008	2009 Approp	Total Budget
General Fund	218,220	0	218,220
Project Total:	<u>218,220</u>	<u>0</u>	<u>218,220</u>

5 Year Expenditure Plan	Expend to Date	2009	2010	2011	2012/2013
	195,912	22,308	0	0	0

Project: 172400

Description: Hydrologist study for well development.

Managed By: Maintenance

Type: Infrastructure

Operating Impact: No changes to revenue or costs anticipated.

Funding Source:	Budget at 12/31/2008	2009 Approp	Total Budget
General Fund	59,800	0	59,800
Project Total:	<u>59,800</u>	<u>0</u>	<u>59,800</u>

5 Year Expenditure Plan	Expend to Date	2009	2010	2011	2012/2013
	41,092	18,708	0	0	0

Sunol Regional Wilderness - continued

Project: 540000

Description: Study to promote the protection of birds of prey.

Managed By: Stewardship

Type: Resource protection

Operating Impact: No changes to revenue or costs anticipated.

Funding Source:		Budget at 12/31/2008	2009 Approp	Total Budget	
Alameda County Birds of Prey		16,000	0	16,000	
Project Total:		<u>16,000</u>	<u>0</u>	<u>16,000</u>	
5 Year Expenditure Plan	Expend to Date	2009	2010	2011	2012/2013
	16,973	<u>0</u>	<u>0</u>	<u>0</u>	<u>0</u>

Sycamore Valley Regional Preserve

Project: 202001

Description: Grade road, install utilities, develop Magee Ranch property.

Managed By: Land

Type: Safety & security

Operating Impact: No changes to revenue or costs anticipated.

Funding Source:	Budget at 12/31/2008	2009 Approp	Total Budget		
Measure AA Bond	69,000	0	69,000		
Project Total:	<u>69,000</u>	<u>0</u>	<u>69,000</u>		
5 Year Expenditure Plan	Expend to Date	2009	2010	2011	2012/2013
	49,655	19,345	0	0	0

Project: 512803

Description: Improve staging area of the park.

Managed By: Maintenance

Type: Public access

Operating Impact: No changes to revenue or costs anticipated.

Funding Source:	Budget at 12/31/2008	2009 Approp	Total Budget		
Measure AA Bond	149,775	0	149,775		
Project Total:	<u>149,775</u>	<u>0</u>	<u>149,775</u>		
5 Year Expenditure Plan	Expend to Date	2009	2010	2011	2012/2013
	12,280	0	0	137,495	0

2009-2013 CAPITAL PROJECTS

ACTIVE PROJECTS

Temescal Regional Recreation Area

Project: 137500

Description: Install exterior lighting along pathway from the north parking lot to the bathhouse and the rose garden.

Managed By: Design & Construction

Type: Public access

Operating Impact: No changes to revenue or costs anticipated.

Funding Source:	Budget at 12/31/2008	2009 Approp	Total Budget
Park & Rec Prop 40 Per Capita	172,103	0	172,103
Project Total:	<u>172,103</u>	<u>0</u>	<u>172,103</u>

5 Year Expenditure Plan	Expend to Date	2009	2010	2011	2012/2013
	29,667	16,121	126,315	0	0

Project: 171200

Description: Build/improve trail at Lake Temescal to make it ADA accessible.

Managed By: Design & Construction

Type: Public access

Operating Impact: No changes to revenue or costs anticipated.

Funding Source:	Budget at 12/31/2008	2009 Approp	Total Budget
General Fund	31,250	0	31,250
TEA: Rec. Trails Program	125,000	0	125,000
Project Total:	<u>156,250</u>	<u>0</u>	<u>156,250</u>

5 Year Expenditure Plan	Expend to Date	2009	2010	2011	2012/2013
	13,144	143,106	0	0	0

Project: 545300

Description: Repair Oak Bay Trail mudslide.

Managed By: Maintenance

Type: Public access

Operating Impact: No changes to revenue or costs anticipated.

Funding Source:	Budget at 12/31/2008	2009 Approp	Total Budget
FEMA DR-1628 Small Projects	14,401	0	14,401
Project Total:	<u>14,401</u>	<u>0</u>	<u>14,401</u>

5 Year Expenditure Plan	Expend to Date	2009	2010	2011	2012/2013
	4,101	10,300	0	0	0

2009-2013 CAPITAL PROJECTS

ACTIVE PROJECTS

Temescal Regional Recreation Area - continued

Project: 548800

Description: Add two new picnic sites at the north end.

Managed By: Park Operations

Type: Infrastructure

Operating Impact: No changes to revenue or costs anticipated.

Funding Source:	Budget at 12/31/2008	2009 Approp	Total Budget
Measure CC Property Tax	35,000	0	35,000
Project Total:	<u>35,000</u>	<u>0</u>	<u>35,000</u>

5 Year Expenditure Plan	Expend to Date	2009	2010	2011	2012/2013
	2,000	10,000	10,000	13,000	0

Project: 549100

Description: Funds collected from concessionaires are used for ongoing maintenance.

Managed By: Park Operations

Type: Infrastructure

Operating Impact: No changes to revenue or costs anticipated.

Funding Source:	Budget at 12/31/2008	2009 Approp	Total Budget
Concession Maint Fnd for Maint	12,445	0	12,445
Project Total:	<u>12,445</u>	<u>0</u>	<u>12,445</u>

5 Year Expenditure Plan	Expend to Date	2009	2010	2011	2012/2013
	0	12,445	0	0	0

Project: 549101

Description: Funds used to promotions.

Managed By: Park Operations

Type: Infrastructure

Operating Impact: No changes to revenue or costs anticipated.

Funding Source:	Budget at 12/31/2008	2009 Approp	Total Budget
Concession Maint Fnd for Promo	3,100	0	3,100
Project Total:	<u>3,100</u>	<u>0</u>	<u>3,100</u>

5 Year Expenditure Plan	Expend to Date	2009	2010	2011	2012/2013
	0	3,100	0	0	0

2009-2013 CAPITAL PROJECTS

ACTIVE PROJECTS

Tilden Regional Park

Project: 111200

Description: Tilden train improvement.

Managed By: Maintenance

Type: Infrastructure

Operating Impact: No changes to revenue or costs anticipated.

Funding Source:	Budget at 12/31/2008	2009 Approp	Total Budget
General Fund	10,000	0	10,000
Project Total:	<u>10,000</u>	<u>0</u>	<u>10,000</u>

5 Year Expenditure Plan	Expend to Date	2009	2010	2011	2012/2013
	0	10,000	0	0	0

Project: 113601

Description: Improve sewer, water and telephone service to the Environmental Education Center and the nature area.

Managed By: Design & Construction

Type: Infrastructure

Operating Impact: No changes to revenue or costs anticipated.

Funding Source:	Budget at 12/31/2008	2009 Approp	Total Budget
Measure AA Bond	250,000	0	250,000
General Fund	0	450,000	450,000
Measure CC Property Tax	575,000	0	575,000
Project Total:	<u>825,000</u>	<u>450,000</u>	<u>1,275,000</u>

5 Year Expenditure Plan	Expend to Date	2009	2010	2011	2012/2013
	278,314	0	996,686	0	0

Project: 118401

Description: Install and customize a modular building to be used as a satellite office by the Fire Dept.

Managed By: Fire Dept

Type: Infrastructure

Operating Impact: No changes to revenue or costs anticipated.

Funding Source:	Budget at 12/31/2008	2009 Approp	Total Budget
General Fund	24,500	0	24,500
Project Total:	<u>24,500</u>	<u>0</u>	<u>24,500</u>

5 Year Expenditure Plan	Expend to Date	2009	2010	2011	2012/2013
	24,454	46	0	0	0

2009-2013 CAPITAL PROJECTS

ACTIVE PROJECTS

Tilden Regional Park - continued

Project: 123401

Description: Install fire supression sprinkler system at the Merry-Go-Round and construct weather-tight enclosure.

Managed By: Park Operations

Type: Infrastructure

Operating Impact: No changes to revenue or costs anticipated.

Funding Source:	Budget at 12/31/2008	2009 Approp	Total Budget
General Fund	45,000	0	45,000
Regional Parks Foundation	497,000	0	497,000
Measure CC Property Tax	266,600	0	266,600
Project Total:	<u>808,600</u>	<u>0</u>	<u>808,600</u>

5 Year Expenditure Plan	Expend to Date	2009	2010	2011	2012/2013
	803,878	4,722	0	0	0

Project: 127600

Description: Repair the parking lot paving.

Managed By: Maintenance

Type: Infrastructure

Operating Impact: No changes to revenue or costs anticipated.

Funding Source:	Budget at 12/31/2008	2009 Approp	Total Budget
Park & Rec Prop 12 Per Capita	135,000	0	135,000
Project Total:	<u>135,000</u>	<u>0</u>	<u>135,000</u>

5 Year Expenditure Plan	Expend to Date	2009	2010	2011	2012/2013
	145,220	0	0	0	0

Project: 132300

Description: Replace play area structures.

Managed By: Maintenance

Type: Infrastructure

Operating Impact: No changes to revenue or costs anticipated.

Funding Source:	Budget at 12/31/2008	2009 Approp	Total Budget
General Fund	75,000	0	75,000
Park & Rec Prop 12 Per Capita	68,880	0	68,880
Project Total:	<u>143,880</u>	<u>0</u>	<u>143,880</u>

5 Year Expenditure Plan	Expend to Date	2009	2010	2011	2012/2013
	108,927	0	34,953	0	0

2009-2013 CAPITAL PROJECTS

ACTIVE PROJECTS

Tilden Regional Park - continued

Project: 138000

Description: Improve and repair paving.

Managed By: Maintenance

Type: Infrastructure

Operating Impact: No changes to revenue or costs anticipated.

Funding Source:	Budget at 12/31/2008	2009 Approp	Total Budget
Park & Rec Prop 40 RZH Per Cap	350,000	0	350,000
Project Total:	<u>350,000</u>	<u>0</u>	<u>350,000</u>

5 Year Expenditure Plan	Expend to Date	2009	2010	2011	2012/2013
	40,519	200,000	80,000	29,481	0

Project: 139400

Description: Replace the hardwood flooring to enhance the rental facility and install new ceiling treatment.

Managed By: Maintenance

Type: Infrastructure

Operating Impact: No changes to revenue or costs anticipated.

Funding Source:	Budget at 12/31/2008	2009 Approp	Total Budget
General Fund	60,000	0	60,000
Project Total:	<u>60,000</u>	<u>0</u>	<u>60,000</u>

5 Year Expenditure Plan	Expend to Date	2009	2010	2011	2012/2013
	42,315	17,685	0	0	0

2009-2013 CAPITAL PROJECTS

ACTIVE PROJECTS

Tilden Regional Park - continued

Project: 144900

Description: Pave service roads.

Managed By: Maintenance

Type: Public access

Operating Impact: No changes to revenue or costs anticipated.

Funding Source:	Budget at 12/31/2008	2009 Approp	Total Budget
General Fund	71,800	0	71,800
Park & Rec Prop 12 RZH Per Cap	42,000	0	42,000
Project Total:	<u>113,800</u>	<u>0</u>	<u>113,800</u>

5 Year Expenditure Plan	<u>Expend to Date</u>	<u>2009</u>	<u>2010</u>	<u>2011</u>	<u>2012/2013</u>
	113,800	0	0	0	0

Project: 170400

Description: Finish the exhibits and lighting at the Environmental Education Center.

Managed By: Park Operations

Type: Infrastructure

Operating Impact: No changes to revenue or costs anticipated.

Funding Source:	Budget at 12/31/2008	2009 Approp	Total Budget
Measure CC Property Tax	70,000	0	70,000
Project Total:	<u>70,000</u>	<u>0</u>	<u>70,000</u>

5 Year Expenditure Plan	<u>Expend to Date</u>	<u>2009</u>	<u>2010</u>	<u>2011</u>	<u>2012/2013</u>
	15,225	25,000	24,000	5,775	0

Project: 170500

Description: Replace two barn buildings.

Managed By: Maintenance

Type: Infrastructure

Operating Impact: No changes to revenue or costs anticipated.

Funding Source:	Budget at 12/31/2008	2009 Approp	Total Budget
Measure CC Property Tax	16,650	0	16,650
Project Total:	<u>16,650</u>	<u>0</u>	<u>16,650</u>

5 Year Expenditure Plan	<u>Expend to Date</u>	<u>2009</u>	<u>2010</u>	<u>2011</u>	<u>2012/2013</u>
	1,794	0	14,856	0	0

2009-2013 CAPITAL PROJECTS

ACTIVE PROJECTS

Tilden Regional Park - continued

Project: 170501

Description: Upgrade electrical service at little farm

Managed By: Maintenance

Type: Infrastructure

Operating Impact: No changes to revenue or costs anticipated.

Funding Source:	Budget at 12/31/2008	2009 Approp	Total Budget
Measure CC Property Tax	55,674	0	55,674
Project Total:	<u>55,674</u>	<u>0</u>	<u>55,674</u>

5 Year Expenditure Plan	Expend to Date	2009	2010	2011	2012/2013
	0	55,674	0	0	0

Project: 171500

Description: Tilden park fencing replacement adjacent to Steam Train tracks at Frowning Ridge

Managed By: Park Operations

Type: Resource protection

Operating Impact: No changes to revenue or costs anticipated.

Funding Source:	Budget at 12/31/2008	2009 Approp	Total Budget
General Fund	55,000	0	55,000
Project Total:	<u>55,000</u>	<u>0</u>	<u>55,000</u>

5 Year Expenditure Plan	Expend to Date	2009	2010	2011	2012/2013
	14,900	40,100	0	0	0

Project: 172700

Description: 400 square foot snack bar building requires significant under-slab plumbing upgrades as well as code related improvements to comply with ADA and environmental health regulations; the interior space will be reconfigured to make it attractive and serviceable for concessionaires' operations and modern appliances will be installed.

Managed By: Maintenance

Type: Infrastructure

Operating Impact: No changes to revenue or costs anticipated.

Funding Source:	Budget at 12/31/2008	2009 Approp	Total Budget
General Fund	16,384	0	16,384
Park & Rec Prop 12 RZH Per Cap	38,231	0	38,231
Project Total:	<u>54,615</u>	<u>0</u>	<u>54,615</u>

5 Year Expenditure Plan	Expend to Date	2009	2010	2011	2012/2013
	214,299	0	0	0	0

2009-2013 CAPITAL PROJECTS

ACTIVE PROJECTS

Tilden Regional Park - continued

Project: 533300

Description: Water quality testing and analysis.

Managed By: Stewardship

Type: Resource protection

Operating Impact: No changes to revenue or costs anticipated.

Funding Source:		Budget at 12/31/2008	2009 Approp	Total Budget	
General Fund		45,000	0	45,000	
Project Total:		<u>45,000</u>	<u>0</u>	<u>45,000</u>	
5 Year Expenditure Plan	Expend to Date	2009	2010	2011	2012/2013
	1,536	43,464	0	0	0

Project: 541701

Description: Tilden whipsnake monitoring mitigation as required by NEPA. Beginning in first year & up to 5yrs after completion. EBRPD will fund required studies outside 3yr grant period.

Managed By: Fire Dept

Type: Resource protection

Operating Impact: No changes to revenue or costs anticipated.

Funding Source:		Budget at 12/31/2008	2009 Approp	Total Budget	
FEMA Predisaster Mitigation		79,845	0	79,845	
Measure CC Property Tax		29,578	0	29,578	
Project Total:		<u>109,423</u>	<u>0</u>	<u>109,423</u>	
5 Year Expenditure Plan	Expend to Date	2009	2010	2011	2012/2013
	48,299	61,124	0	0	0

Project: 541702

Description: Remove eucalyptus sprouts So.of Tilden Golf Course on 18 acres along ridgeline west of Tilden Park by using mechanical grinder or other tree removal method with minimum impact on remaining native vegetation followed by hand cutting stumps once or twice in a year after sprout removal.

Managed By: Fire Dept

Type: Resource protection

Operating Impact: No changes to revenue or costs anticipated.

Funding Source:		Budget at 12/31/2008	2009 Approp	Total Budget	
FEMA Predisaster Mitigation		85,958	0	85,958	
Measure CC Property Tax		31,843	0	31,843	
Project Total:		<u>117,801</u>	<u>0</u>	<u>117,801</u>	
5 Year Expenditure Plan	Expend to Date	2009	2010	2011	2012/2013
2009 Adopted Budget	216,709	250	0	East Bay Regional Park District	0

2009-2013 CAPITAL PROJECTS

ACTIVE PROJECTS

Tilden Regional Park - continued

Project: 541703

Description: Remove French broom in fuel break between Wildcat Canyon Rd & Central Park Drive by uprooting using hand labor over 2 years on 14 acres.

Managed By: Fire Dept

Type: Resource protection

Operating Impact: No changes to revenue or costs anticipated.

Funding Source:	Budget at 12/31/2008	2009 Approp	Total Budget
FEMA Predisaster Mitigation	29,187	0	29,187
Measure CC Property Tax	10,812	0	10,812
Project Total:	<u>39,999</u>	<u>0</u>	<u>39,999</u>

5 Year Expenditure Plan	Expend to Date	2009	2010	2011	2012/2013
	30,942	9,057	0	0	0

Project: 547400

Description: Golf course repairs.

Managed By: Grants Dept

Type: Resource protection

Operating Impact: No changes to revenue or costs anticipated.

Funding Source:	Budget at 12/31/2008	2009 Approp	Total Budget
FEMA DR-1628 Large Prj >57,500	179,798	0	179,798
Project Total:	<u>179,798</u>	<u>0</u>	<u>179,798</u>

5 Year Expenditure Plan	Expend to Date	2009	2010	2011	2012/2013
	55,191	125,087	0	0	0

Project: 549300

Description: Funds collected from concessionaires are used for ongoing maintenance.

Managed By: Park Operations

Type: Infrastructure

Operating Impact: No changes to revenue or costs anticipated.

Funding Source:	Budget at 12/31/2008	2009 Approp	Total Budget
Concession Maint Fnd for Maint	108,055	0	108,055
Project Total:	<u>108,055</u>	<u>0</u>	<u>108,055</u>

5 Year Expenditure Plan	Expend to Date	2009	2010	2011	2012/2013
	24,809	83,246	0	0	0

Tilden Regional Park - continued

Project: 549301

Description: Funds collected from concessionaires are used for promotions.

Managed By: Park Operations

Type: Infrastructure

Operating Impact: No changes to revenue or costs anticipated.

Funding Source:		Budget at 12/31/2008	2009 Approp	Total Budget	
Concession Maint Fnd for Promo		137	0	137	
Project Total:		<u>137</u>	<u>0</u>	<u>137</u>	
5 Year Expenditure Plan	Expend to Date	2009	2010	2011	2012/2013
	6,580	<u>0</u>	<u>0</u>	<u>0</u>	<u>0</u>

2009-2013 CAPITAL PROJECTS

ACTIVE PROJECTS

Vargas Plateau Regional Park

Project: 142300

Description: Develop staging area and public access improvements after completion of land use plan.

Managed By: Design & Construction

Type: Public access

Operating Impact: Anticipated First Year Of Operation: 2010

Operating Fund Source: General Fund

New Revenue: \$0 Start Up Cost: \$105,000

Personnel: 1.38 FTE Annual Operating Cost:\$268,854

Funding Source:	Budget at 12/31/2008	2009 Approp	Total Budget
Measure AA Bond	225,000	0	225,000
Project Total:	<u>225,000</u>	<u>0</u>	<u>225,000</u>

5 Year Expenditure Plan	Expend to Date	2009	2010	2011	2012/2013
	43,492	18,196	145,566	17,746	0

Project: 201901

Description: Tavares Property.

Managed By: Land

Type: Safety & security

Operating Impact: No changes to revenue or costs anticipated.

Funding Source:	Budget at 12/31/2008	2009 Approp	Total Budget
Measure AA Bond	75,790	0	75,790
Project Total:	<u>75,790</u>	<u>0</u>	<u>75,790</u>

5 Year Expenditure Plan	Expend to Date	2009	2010	2011	2012/2013
	75,755	35	0	0	0

Project: 539100

Description: Develop land use plan.

Managed By: Planning

Type: Resource protection

Operating Impact: No changes to revenue or costs anticipated.

Funding Source:	Budget at 12/31/2008	2009 Approp	Total Budget
Measure AA Bond	20,000	0	20,000
General Fund	36,168	0	36,168
Bay Area Ridge Trail Council	55,000	0	55,000
Project Total:	<u>111,168</u>	<u>0</u>	<u>111,168</u>

5 Year Expenditure Plan	Expend to Date	2009	2010	2011	2012/2013
	109,331	1,837	0	0	0

Vasco Caves Regional Preserve

Project: 142000

Description: Enhance the staging area and make access improvements for future public access.

Managed By: Design & Construction

Type: Public access

Operating Impact: Anticipated First Year Of Operation: 2010

Operating Fund Source: Lighting & Landscape Fund

New Revenue: \$ 0 Start Up Cost: \$ 37,000

Personnel: .96 FTE Annual Operating Cost: \$149,415

Funding Source:	Budget at 12/31/2008	2009 Approp	Total Budget
Measure AA Bond	147,000	0	147,000
Project Total:	<u>147,000</u>	<u>0</u>	<u>147,000</u>

5 Year Expenditure Plan	Expend to Date	2009	2010	2011	2012/2013
	150,298	0	0	0	0

Project: 144600

Description: Construct Pond for habitat restoration and creation of wetland to improve biological diversity and function of natural communities and covered species.

Managed By: Land

Type: Resource protection

Operating Impact: No changes to revenue or costs anticipated.

Funding Source:	Budget at 12/31/2008	2009 Approp	Total Budget
Land-Habitat Conservation Plan	5,000	0	5,000
Project Total:	<u>5,000</u>	<u>0</u>	<u>5,000</u>

5 Year Expenditure Plan	Expend to Date	2009	2010	2011	2012/2013
	0	5,000	0	0	0

Project: 233200

Description: Walker property.

Managed By: Land

Type: Land acquisition

Operating Impact: No changes to revenue or costs anticipated.

Funding Source:	Budget at 12/31/2008	2009 Approp	Total Budget
Measure AA Bond Interest	40,000	0	40,000
Project Total:	<u>40,000</u>	<u>0</u>	<u>40,000</u>

5 Year Expenditure Plan	Expend to Date	2009	2010	2011	2012/2013
	3,809	36,191	0	0	0

2009-2013 CAPITAL PROJECTS

ACTIVE PROJECTS

Vasco Caves Regional Preserve - continued

Project: 508700

Description: Monitor and maintain after the completion of the pond construction.

Managed By: Land

Type: Resource protection

Operating Impact: No changes to revenue or costs anticipated.

Funding Source:	Budget at 12/31/2008	2009 Approp	Total Budget
Land-Habitat Conservation Plan	25,000	0	25,000
Project Total:	<u>25,000</u>	<u>0</u>	<u>25,000</u>

5 Year Expenditure Plan	Expend to Date	2009	2010	2011	2012/2013
	0	5,000	5,000	5,000	10,000

Project: 513700

Description: Road improvements.

Managed By: Maintenance

Type: Public access

Operating Impact: Anticipated First Year Of Operation: 2008

See project 142000 for additional operating costs.

Funding Source:	Budget at 12/31/2008	2009 Approp	Total Budget
Measure AA Bond	20,000	0	20,000
Project Total:	<u>20,000</u>	<u>0</u>	<u>20,000</u>

5 Year Expenditure Plan	Expend to Date	2009	2010	2011	2012/2013
	3,135	16,865	0	0	0

Project: 543700

Description: Study raptors to determine how to protect them from the hazards of wind turbines, used to generate electricity on various parklands.

Managed By: Stewardship

Type: Resource protection

Operating Impact: No changes to revenue or costs anticipated.

Funding Source:	Budget at 12/31/2008	2009 Approp	Total Budget
General Fund	60,500	0	60,500
CA Energy Commission	379,995	0	379,995
Land Funds Private Party	30,000	0	30,000
Project Total:	<u>470,495</u>	<u>0</u>	<u>470,495</u>

5 Year Expenditure Plan	Expend to Date	2009	2010	2011	2012/2013
	468,563	1,932	0	0	0

2009-2013 CAPITAL PROJECTS

ACTIVE PROJECTS

Wildcat Canyon Regional Park

Project: 110900

Description: Pave the path and parking lot.

Managed By: Maintenance

Type: Public access

Operating Impact: No changes to revenue or costs anticipated.

Funding Source:	Budget at 12/31/2008	2009 Approp	Total Budget
General Fund	134,900	0	134,900
Project Total:	<u>134,900</u>	<u>0</u>	<u>134,900</u>

5 Year Expenditure Plan	Expend to Date	2009	2010	2011	2012/2013
	118,900	16,000	0	0	0

Project: 150100

Description: Install three flush toilets. Install lift station to connect to replaced sewer line.

Managed By: Design & Construction

Type: Infrastructure

Operating Impact: No changes to revenue or costs anticipated.

Funding Source:	Budget at 12/31/2008	2009 Approp	Total Budget
Measure CC Property Tax	0	400,000	400,000
Project Total:	<u>0</u>	<u>400,000</u>	<u>400,000</u>

5 Year Expenditure Plan	Expend to Date	2009	2010	2011	2012/2013
	0	50,000	300,000	25,000	25,000

Project: 150200

Description: Build approximately one mile trail segment around the West County Wastewater facility connecting Wildcat Creek Trail to San Pablo Creek and Point Pinole to the Richmond Parkway.

Managed By: Design & Construction

Type: Public access

Operating Impact: No changes to revenue or costs anticipated.

Funding Source:	Budget at 12/31/2008	2009 Approp	Total Budget
Measure CC Property Tax	0	250,000	250,000
Project Total:	<u>0</u>	<u>250,000</u>	<u>250,000</u>

5 Year Expenditure Plan	Expend to Date	2009	2010	2011	2012/2013
	0	250,000	0	0	0

2009-2013 CAPITAL PROJECTS

ACTIVE PROJECTS

Wildcat Canyon Regional Park - continued

Project: 528803

Description: Native Tarplant restoration.

Managed By: Stewardship

Type: Resource protection

Operating Impact: No changes to revenue or costs anticipated.

Funding Source:	Budget at 12/31/2008	2009 Approp	Total Budget
General Fund	25,000	0	25,000
Project Total:	<u>25,000</u>	<u>0</u>	<u>25,000</u>

5 Year Expenditure Plan	Expend to Date	2009	2010	2011	2012/2013
	25,000	0	0	0	0

Project: 541600

Description: Create fuel break to reduce wildfire hazard.

Managed By: Fire Dept

Type: Resource protection

Operating Impact: No changes to revenue or costs anticipated.

Funding Source:	Budget at 12/31/2008	2009 Approp	Total Budget
Measure CC Property Tax	216,472	46,350	262,822
Project Total:	<u>216,472</u>	<u>46,350</u>	<u>262,822</u>

5 Year Expenditure Plan	Expend to Date	2009	2010	2011	2012/2013
	338,168	0	0	0	0

Project: 541700

Description: Create fuel break to reduce wildfire hazard.

Managed By: Fire Dept

Type: Resource protection

Operating Impact: No changes to revenue or costs anticipated.

Funding Source:	Budget at 12/31/2008	2009 Approp	Total Budget
Measure CC Property Tax	303,874	46,350	350,224
Project Total:	<u>303,874</u>	<u>46,350</u>	<u>350,224</u>

5 Year Expenditure Plan	Expend to Date	2009	2010	2011	2012/2013
	158,735	191,489	0	0	0

2009-2013 CAPITAL PROJECTS

ACTIVE PROJECTS

Wildcat Canyon Regional Park - continued

Project: 545500

Description: Old Nimitz Way road repair.

Managed By: Maintenance

Type: Public access

Operating Impact: No changes to revenue or costs anticipated.

Funding Source:	Budget at 12/31/2008	2009 Approp	Total Budget
FEMA DR-1628 Small Projects	31,488	0	31,488
Project Total:	<u>31,488</u>	<u>0</u>	<u>31,488</u>

5 Year Expenditure Plan	Expend to Date	2009	2010	2011	2012/2013
	1,168	30,320	0	0	0

Project: 546500

Description: Repair 2006 storm damage; slide and stream bank erosion above the stone bridge.

Managed By: Design & Construction

Type: General

Operating Impact: No changes to revenue or costs anticipated.

Funding Source:	Budget at 12/31/2008	2009 Approp	Total Budget
FEMA DR-1628 Small Projects	26,839	0	26,839
Project Total:	<u>26,839</u>	<u>0</u>	<u>26,839</u>

5 Year Expenditure Plan	Expend to Date	2009	2010	2011	2012/2013
	27,058	0	0	0	0

Project: 546900

Description: Repair multiple gullies along Rifle Range Road.

Managed By: Maintenance

Type: Public access

Operating Impact: No changes to revenue or costs anticipated.

Funding Source:	Budget at 12/31/2008	2009 Approp	Total Budget
FEMA DR-1628 Small Projects	20,000	0	20,000
Project Total:	<u>20,000</u>	<u>0</u>	<u>20,000</u>

5 Year Expenditure Plan	Expend to Date	2009	2010	2011	2012/2013
	15,665	4,335	0	0	0

Wildcat Canyon Regional Park - continued

Project: 548200

Description: Repair landslide beneath bridge at North Creek.

Managed By: Design & Construction

Type: General

Operating Impact: No changes to revenue or costs anticipated.

Funding Source:	Budget at 12/31/2008	2009 Approp	Total Budget
FEMA DR-1628 Large Prj >57,500	98,356	0	98,356
Project Total:	<u>98,356</u>	<u>0</u>	<u>98,356</u>

5 Year Expenditure Plan	Expend to Date	2009	2010	2011	2012/2013
	13,057	0	85,299	0	0

Project: 551200

Description: Hire consultant to determine the amount of sediment that can be removed from the Wildcat Creek watershed basin, and where it may be disposed, in keeping with government oversight.

Managed By: Stewardship

Type: Resource protection

Operating Impact: No changes to revenue or costs anticipated.

Funding Source:	Budget at 12/31/2008	2009 Approp	Total Budget
Measure CC Property Tax	0	171,800	171,800
Project Total:	<u>0</u>	<u>171,800</u>	<u>171,800</u>

5 Year Expenditure Plan	Expend to Date	2009	2010	2011	2012/2013
	0	171,800	0	0	0

Wildcat Creek Regional Trail

Project: 113901

Description: Wildcat Creek Trail Parkway Crossing Study.

Managed By: Land

Type: Public access

Operating Impact: No changes to revenue or costs anticipated.

Funding Source:	Budget at 12/31/2008	2009 Approp	Total Budget
Measure AA Bond	48,655	0	48,655
General Fund	1,315	0	1,315
Project Total:	<u>49,970</u>	<u>0</u>	<u>49,970</u>

5 Year Expenditure Plan	Expend to Date	2009	2010	2011	2012/2013
	<u>49,970</u>	<u>0</u>	<u>0</u>	<u>0</u>	<u>0</u>

2009 Measure AA Local Grant Budgets - To Be Disbursed

Project	Location	Project Description	Total Budget	Total Disbursed	To be Disbursed
300064	City of Lafayette	Burton Ridge Acquisition	113,871	0	113,871
300067	City of Richmond	Parks Lighting Improvements	30,684	0	30,684
300072	Rollingwood R.P.D.	Joint Wildcat Creek Trail	64,535	0	64,535
300082	City of Oakland	Children's Fairyland	27,000	26,972	28
300083	City of Oakland	Lakeside Park Renovation II	275,035	275,000	35
Total \$			511,125	301,972	209,153

East Bay Regional Park District Measure CC Adopted Spending Plan

Park & Trail	Project Description	Cost
Improvements, Access, Safety		
Alameda Point	Operate two miles of Bay Trail at Alameda Point when completed as part of the base conversion process.	\$ 473,900
Alameda Point	Operate Triangle Park if received from the Naval Air Station redevelopment project.	525,000
Anthony Chabot Regional Park	Replace 4 Bort Meadows chemical toilets with vault disabled accessible toilets to reduce maintenance costs in improve customer convenience	50,000
Anthony Chabot Regional Park	Connect Chabot Stable to nearby municipal sewer to eliminate pumpouts	124,320
Anthony Chabot Regional Park	Replace 10 chem toilets (excludes Bort Meadows toilets in another project) with vault toilets- to reduce pumping cost improve visitor convenience	150,000
Claremont Canyon Regional Preserve	Complete trail system- with North to South and East to West connections in a route that is compatible with protection of rare species. Maintain until stable	418,060
Robert Crown Memorial State Beach	Replace 94 deteriorating wood tables with tables that can withstand the salty environment	100,000
Robert Crown Memorial State Beach	Repave McKay Street	700,000
Robert Crown Memorial State Beach	Open and operate Crab Cove Visitor Center for added 3 months each year to provide year round service.	1,458,000
Eastshore State Park	Construct the Bay Trail Extension around Golden Gate Fields.	100,000
Eastshore State Park	Initial operation of landbank properties, policing, fire response, resource protection, trail patrol, trash pickup, and maintenance. Includes operation following completion of resource restorations and careful debris removal. No constructed facilities except trail circulation. Negotiate joint operating and funding agreement with State Parks to cover operating costs. The project will require the use of \$50,000 in annual revenue from concessions, interest and trust fund principal.	6,007,500
Kennedy Grove Recreation Area	Repair and repave pathways within the recreation area	39,960
Kennedy Grove Recreation Area	Renovate family and group picnic tables, barbecues, and drinking fountains	62,160
Martin Luther King Jr. Regional Shoreline	Fence the boundary of the Oakland Sports Field to control cars	23,320
Martin Luther King Jr. Regional Shoreline	Retrofit Boat launch ramp at Doolittle for disabled access	44,400
Martin Luther King Jr. Regional Shoreline	Undertake Phase II and III public access improvements and operate the Tidewater use area in concert with the Oakland Strokes Boathouse. Includes parking, staging, picnic, meadow, trail and access components.	5,696,120
Martin Luther King Jr. Regional Shoreline	Undertake a study to seek information on the permitting, environmental compliance and design options for construction of the trail around the west shore of San Leandro Bay along Doolittle Drive. Operate if constructed.	450,000
Miller/Knox Regional Shoreline	Implement a pavement management program for all park roads, paved trails, and parking lots	39,960
Miller/Knox Regional Shoreline	Renovate restrooms at Railroad Museum and install lift for disabled access to main museum floor	150,000
Miller/Knox Regional Shoreline	Renovate family and group picnic tables (79), barbecues, and drinking fountains	50,000
Miller/Knox Regional Shoreline	Add four more flush restrooms in main park area to eliminate long lines	256,453
Miller/Knox Regional Shoreline	Remove tracks, fencing and re-grade railroad right of way to provide public access from park to the bay and to Keller Beach. Implement a major renovation of meadow areas- verticut, topdress, seed, and extend irrigation	2,179,000
Oakland Zoo	Support operations of the Zoo, a regional facility that operates openspace contiguous to Anthony Chabot Regional Park.	1,500,000
Point Molate	Bay Trail -- Extend and operate the Bay Trail north to Point Molate and Point San Pablo	500,000
Point Pinole Regional Shoreline	Bay Trail - Extend and operate the Bay Trail from Marways Steel north one mile to the Zone Boundary along the shoreline. Includes installation of one pedestrian bridge.	726,500
Pt. Isabel Regional Shoreline	Implement preventative maintenance program for shoreline path and both parking lots	39,960
Pt. Isabel Regional Shoreline	Convert 3 chemical toilets to vault toilets	100,000

East Bay Regional Park District Measure CC Adopted Spending Plan

Park & Trail	Project Description	Cost
Pt. Pinole Regional Shoreline	Replace old playground structure with new, safer ADA structure	140,000
Redwood Regional Park	Solve problem of at-surface waterline - Stream Trail between Tres Sendas & the main line vault at Old Fern Hut.	26,640
Redwood Regional Park	Paint Piedmont Stables	33,300
Redwood Regional Park	Regrade/re-route old fire roads to eliminate soil erosion and continuing winter damage	542,400
Redwood Regional Park	Renovate Piedmont Stables Residence	50,000
Roberts Regional Recreation Area	Renovate ballfield-upgrade irrigation and correct drainage	31,080
Roberts Regional Recreation Area	Renovate family and group picnic tables, barbecues, and drinking fountains	33,300
Roberts Regional Recreation Area	Repair and overlay pavement on internal paths and service trails	46,886
Roberts Regional Recreation Area	Implement preventative maintenance program on all paved trails and parking areas	63,936
Robert Sibley Volcanic Regional Preserve	Open and operate the landbanked former Stone Property. Install interpretive panels, construct a small staging area at Fish Ranch Road and trail links to existing Sibley trails.	600,000
Temescal Recreation Area	Sealcoat All Parking Lots	12,787
Temescal Recreation Area	Add 2 new picnic sites at the North end to add group picnics from overloaded south end	35,000
Tilden Regional Park	Install disabled accessible ramp to Pony Ride Restroom and Picnic area	5,550
Tilden Regional Park	Renovate the Brooks and Buckeye LUP/EIR picnic area rehabilitation plan	40,000
Tilden Regional Park	Construct Merry-Go-Round weather-tight enclosure.	200,000
Tilden Regional Park	Install automatic fire sprinkler system to protect historic merry-go-round	66,600
Tilden Regional Park	Replace 14 chemical toilets with vault toilets	199,800
Tilden Nature Area	Upgrade electrical service at the Little Farm	55,674
Tilden Nature Area	Roof two barn buildings.	16,650
Tilden Nature Area	Retrofit to make Disabled Accessible Exhibits in EEC	30,000
Tilden Nature Area	Finish exhibits and lighting at the EEC	70,000
Tilden Nature Area	Sewer for EEC	575,000
Wildcat Canyon Regional Park	Extend waterline to Staging Area for drinking fountain and fire hydrant	16,660
Wildcat Canyon Regional Park	Install emergency phone at Staging Area	11,660
Wildcat Canyon Regional Park	Gravel 2.5 miles of trail for all season use	135,000
Wildcat Canyon Regional Park	Install 3 flush toilets, install lift station to connect to replaced sewer line	500,000
Wildcat Canyon Regional Park	Clark-Boas Access -- Restore trailhead area, improve access from El Sobrante and Richmond.	100,000
Wildcat Canyon to Point Pinole Trail	Bay Trail - New trail segment around West County Wastewater facility connecting Wildcat Creek Trail to San Pablo Creek and Point Pinole to the Richmond Parkway. Approximately 1 mile.	885,550
	Subtotal Improvements, Access, Safety	26,488,086
	Resources	
Anthony Chabot Vegetation Management	Thin trees /or remove excessive fuels within 250 acres of eucalyptus groves- following EB Hills CEQA.	1,063,650
Anthony Chabot and Lake Chabot Regional Parks	Manage vegetation for fuels reduction in coordination with the protection and enhancement of wildlife habitat in fuel break areas to provide defensible space near structures and meet the Hills Emergency Forum 8' flame length standard. Manage exotic plant species and promote fire resistant natives to reduce the risk of wildfires.	1,475,000
Brooks Island Regional Preserve	Enhance Caspian Tern nesting area. Includes placement of public access landing on the Island.	418,400
Claremont Canyon Regional Preserve	Implement four-year research project for Alameda Whipsnake habitat enhancement.	120,000
Claremont Canyon and Sibley Volcanic Regional Preserves	Manage vegetation for fuels reduction in coordination with the protection and enhancement of wildlife habitat in fuel break areas to provide defensible space near structures and meet the Hills Emergency Forum 8' flame length standard. Manage exotic plant species and promote fire resistant natives to reduce the risk of wildfires.	1,175,000

East Bay Regional Park District Measure CC Adopted Spending Plan

Park & Trail	Project Description	Cost
East Bay Hills Fire Hazard Reduction Plan EIR	Retain consultant(s) to work with staff and the Hills Emergency Forum to prepare the required environmental documents necessary to comply with the Natural Environmental Protection Act (NEPA) and the California Environmental Quality Act (CEQA) to complete the Fire Hazard Reduction Plan for the East Bay Hills.	1,175,000
Wildcat Canyon/Alvarado & Tilden Regional Parks	Manage vegetation for fuels reduction in coordination with the protection and enhancement of wildlife habitat in fuel break areas to provide defensible space near structures and meet the Hills Emergency Forum 8' flame length standard. Manage exotic plant species and promote fire resistant natives to reduce the risk of wildfires.	1,660,000
Martin Luther King Jr. Regional Shoreline	Damon Slough/San Leandro Bay marsh cleanup, Clapper Rail habitat enhancement, and spartina control.	70,000
Miller/Knox Regional Shoreline	Remove 16,000 cu/yds. of silt and vegetation to keep the park's lagoon healthy	372,961
Point Molate	Richmond Shoreline Restoration -- Removal of industrial debris, cleanup and enhancement of shoreline habitat north of Miller Knox Regional Shoreline to Point San Pablo.	1,350,000
Point Pinole Regional Shoreline	Giant Marsh Restoration -- cleanup, monitoring and management of the marsh at the south end of Point Pinole. Provide matching funds for future grant opportunities.	775,000
Point Pinole Regional Shoreline	Enhance wetland areas for black rail habitat (remove iceplant)	201,930
Point Pinole Regional Shoreline	Continue park-wide eucalyptus grove thinning and sprout control program	559,860
Point Pinole Regional Shoreline	Restore 100 acres of grasslands and sensitive plant species habitat	193,740
Redwood Regional Park, Leona Regional Open Space	Manage vegetation for fuels reduction in coordination with the protection and enhancement of wildlife habitat in fuel break areas to provide defensible space near structures and meet the Hills Emergency Forum 8' flame length standard. Manage exotic plant species and promote fire resistant natives to reduce the risk of wildfires.	1,082,600
Richmond Wetlands	Richmond Wetlands -- Habitat enhancement and shoreline restoration of wetlands in the vicinity of Point Pinole and other shoreline areas.	974,000
Robert Sibley Volcanic Regional Preserve	Rehabilitate 2 ponds on the Stone property to re-establish habitat values	46,620
Robert Sibley Volcanic Regional Preserve	Remove redgum and freeze damaged eucalyptus along the western boundary South of the Staging Area	131,680
Robert Sibley Volcanic Regional Preserve	Complete removal of non-native eucalyptus suckers, pine seedlings, and broom in the Sibley Triangle	259,245
Tilden Regional Park	Assess and remove hazardous trees, promote native tree regeneration	200,000
Tilden Nature Area	Remove Debris and Silt Between Dam and Bridge, and Rebuild Silt Dam	132,090
Wildcat Canyon Regional Park	Watershed sediment study	488,400
Wildcat Canyon Regional Park	Manage vegetation for fuels reduction in coordination with the protection and enhancement of wildlife habitat in fuel break areas to provide defensible space near structures and meet the Hills Emergency Forum 8' flame length standard. Manage exotic plant species and promote fire resistant natives to reduce the risk of wildfires.	1,622,580
Subtotal Resources		15,547,756
Total by Use of Proceeds		Total Operating and Capital
Park Access, Infrastructure and Safety Improvements		26,488,086
Resource-Related Projects		15,547,756
Reserve for Unknown Events and Opportunities		4,696,300
Total for the Measure		46,732,142
Use of Proceeds Allocation		
Park Access, Infrastructure and Safety Improvements		57%
Resource-Related Projects		33%
Reserve for Unknown Events and Opportunities		10%
		100%

MEASURE WW BOND PROJECT LIST

	Location	Project	Description	Proposed Final Allocations
1	Alameda Point	Trail Expansion and development of regional recreation	\$6.5 million to protect wildlife habitat, create regional recreation opportunities on San Francisco Bay, and extend the Bay Trail around Alameda Point in cooperation with City of Alameda. Restore shoreline areas including beach and dune grass habitat.	\$ 6,550,000
2	Alamo Canal Trail	Construct Trail Undercrossing of highway 580	\$630,000 to complete the key bicycle, pedestrian and equestrian trail connection across the 580-680 interchange creating the first trail connection linking the communities of Dublin and Pleasanton.	630,000
3	Anthony Chabot	Complete acquisition of park boundaries	\$2 million to acquire last remaining open space to establish final park boundaries, to buffer sensitive wildlife habitats and create new access for all users.	2,025,000
4	Ardenwood	Improvement and Renovation of Park Picnic and Interpretive facilities	\$2.2 million to improve facilities and increase opportunities for school classes and families to experience early California life at the historic Ardenwood Farm.	2,250,000
5	Bay Point	Park expansion, marsh restoration and improved public access	\$1.6 million to expand and restore wetlands to enhance habitat for Delta Smelt and other species. Provide water access to the Pittsburg/Bay Point shoreline. Establish the starting point of the Great Delta Trail project linking the East Bay to the Delta and Central Valley.	1,575,000
6	Bay Trail	Complete Bay Trail from Fremont to Martinez	\$12.3 million to connect urban communities to shoreline access and wildlife viewing opportunities by completing the 86 mile Bay Trail along the East Bay shoreline. Acquire and develop trail links to close the remaining gaps between Martinez and Fremont, providing alternative transportation routes for local commuters and linking regional trail users to Solano and Santa Clara Counties.	12,298,000
7	Bay Water Trail	Create boat launch, landing and camping sites from Fremont to the Delta	\$5.9 million to establish safe and environmentally sound launch sites, wildlife viewing, camping, and other facilities to support the new Bay Water Trail, providing places for kayakers, canoers, and other small boats to travel the length of the East Bay shoreline and ultimately circumnavigate the Bay.	5,890,000
8	Big Break Shoreline	Expand Delta Science Center	\$2.6 million to enhance delta shoreline access and expand interpretive/educational opportunities for East Contra Costa County schools and families to experience the Delta in a natural setting. Protect and enhance habitat for the threatened California Black Rail and Giant Garter Snake, restore coastal prairie grassland.	2,600,000
9	Black Diamond	Expand Park and Wildlife Corridors. Complete Visitor Education facility and park improvements	\$4.5 million to complete the underground trail and Mining Museum and to preserve important open space, enhance wetland and riparian habitat in partnership with the East Contra Costa County Habitat Conservation Plan.	4,500,000
10	Briones	Preserve open space and improve public access	\$7.8 million to preserve additional ridge top and hillside open space surrounding the park. Improve Alhambra Valley and Buckeye Ranch access, develop staging area and trail connections for all users, renovate picnic areas and group camps.	7,785,000
11	Byron Vernal Pools	Resource Preservation	\$3 million to acquire rare vernal pool habitat and wetlands near Byron to expand, preserve, protect and interpret rare species including Tiger Salamander, Fairy Shrimp and vernal pool flowers in partnership with the East Contra Costa County Habitat Conservation Plan.	2,970,000
12	Calaveras Ridge Trail	Acquire and construct trail from Carquinez Strait to Sunol	\$11.3 million to acquire open space and park corridor and construct this trail for all users connecting six regional parks along the 680 corridor serving all communities from Sunol to the Carquinez Strait.	11,323,000
13	Carquinez Strait	Improve public access and expand park	\$4.1 million to complete the shoreline scenic corridor between Martinez and Crockett. Expand outdoor recreation opportunities, preserve shoreline areas, and connect park trails for all users from historic Port Costa to the San Francisco Bay and Ridge Trails.	4,050,000
14	Clayton Ranch	Expand park and wildlife corridors.	\$2 million to preserve open space and complete this critical wildlife corridor for Alameda Whipsnake, Red Legged Frog and rare plants between Mt. Diablo and Black Diamond Mines Regional Preserve in partnership with the East Contra Costa County Habitat Conservation Plan. Provide initial staging and new trail opportunities for all users to neighboring communities.	2,025,000

MEASURE WW BOND PROJECT LIST

15	Concord Naval Weapons Station	Acquire openspace and develop public access on former military base	\$16 million to work in partnership with Concord and the National Park Service to acquire, restore and develop a major new regional park in on the inland portion of former Concord Naval Weapons Station. Protect open space and wildlife habitat for Tiger Salamander, Red Legged Frog and restore Mt. Diablo Creek. Develop regional recreation facilities including picnic areas, trails for all users, parking and camp sites. Provide interpretive opportunities in partnership with NPS.	15,950,000
16	Coyote Hills	Complete park boundaries, restore marsh, build public use facilities	\$8.1 million to acquire remaining lands adjacent to Coyote Hills to complete park boundaries and preserve sensitive riparian wildlife habitat. Restore and expand Alameda's largest fresh water marsh to enhance habitat for Salt Marsh Harvest Mouse, and California Black Rail. Restore existing marsh complex to include seasonal wetlands, coastal prairie grassland and reduce cattails. Replace the aging visitor center with a state of the art facility to interpret the significant cultural and natural resources of the area. Add family camping opportunities at the reclaimed Dumbarton Quarry site and provide trail links to the Don Edwards Wildlife Refuge and Bay Trail.	8,100,000
17	Crockett Hills	Expand park and improve public access	\$4 million to acquire scenic open space to expand this new park near the West County communities of Crockett, Hercules and Rodeo. Build new public access, trails for all users and camp sites easily accessible from highway 4 and the Cummings Skyway.	4,050,000
18	Crown Beach	Improve visitor center, restore beach, complete park boundary	\$6.5 million to replace and expand the Crab Cove visitor center, currently located in an outdated military building. Expand and restore the popular Alameda Beach to increase space for beach recreation and protect the shoreline. Acquire appropriate surpl	6,480,000
19	Deer Valley	Park Acquisition and Development	\$3.6 million to establish a new park near the communities of Brentwood and Oakley. When matched with funding from the the East Contra Costa County Habitat Conservation Plan, the park will preserve a regional wildlife corridor for San Joaquin Kit Fox, Tige	3,600,000
20	Delta Access	Park expansion and development at Orwood Tract	\$5 million to open a new regional park on the Delta providing swimming, boating, fishing, picnicking and camping close to East Contra Costa communities. Work with federal and state agencies to provide both Delta recreation and wildlife habitat for threat	4,950,000
21	Delta Recreation	Develop new park at Jersey Island	\$1 million for new public access, trails, family camping and picnicking in the Delta on or near Jersey Island and the San Joaquin River.	1,000,000
22	Delta Trail	Establish the Great Delta Trail connecting Bay Point to Big Break to the Contra Costa County Line	\$4.1 million to provide new bicycle trail connecting the communities of Bay Point, Pittsburg, Antioch, and Oakley to the shoreline. Work with State and local agencies to develop the Great Delta Trail improving urban access to fishing and boating in the	4,050,000
23	Diablo Foothills	Expand Open Space adjacent to Mt. Diablo State Park and improve Castle Rock Picnic and Recreation Area	\$7.2 million to preserve open space and habitat in central Contra Costa County adjacent to Mt. Diablo State Park, complete renovation of picnic areas, play areas, and trail access improvements for all users.	7,200,000
24	Doolan Canyon/ Tassajara Hills	Establish new park and preserve open space and ridges.	\$5.7 million to acquire land for a new park preserving the last major undeveloped expanse of the Tassajara Hills north of the communities of Dublin and Pleasanton. Restore grassland and seasonal wetland habitat for Tiger Salamanders, Golden Eagles, Prairie Falcons and other species. Provide trails for all users, public access, and scenic resources, rolling hills and open grassland valleys.	5,675,000
25	Dry Creek	Acquisition and Meyers Estate Improvements	\$6.7 million to acquire and preserve scenic ridge lands in the Union City Hills along Walpert Ridge, complete the renovation of the historic Meyers Estate and garden for intimate community gatherings. Complete multi-use Ridge Trail connections.	6,700,000
26	Dublin Hills	Open Space Preservation	\$4.7 million to complete this new park along the ridgelines in the scenic west Dublin hills. Preserve wildlife corridor and connect community residents to regional trails for all users and nearby natural areas. Restore ponds enhance riparian habitats and grasslands.	4,725,000

MEASURE WW BOND PROJECT LIST

27	Dunsmuir Heights Trail	Complete trail connection through Dunsmuir Heights to Anthony Chabot	\$2.3 million to acquire and construct an urban open space and multi use trail corridor connecting Oakland and San Leandro neighborhoods to Anthony Chabot park through the Dunsmuir Heights area.	2,350,000
28	East Bay Greenway Trail	Trail corridor protection partnerships with Local Cities	\$400,000 to partner with local cities to secure public use of this abandoned rail right of way to serve urban residents from Oakland to Fremont.	400,000
29	Eastshore State Park	Park expansion, restoration and development.	\$27 million to expand and restore this eight-mile long urban shoreline park adjacent to five East Bay communities. Implement the State Park General Plan to develop access improvements, restore upland and wetland areas to enhance wildlife habitat, and to	27,000,000
30	Garin	Complete Park Acquisition and improve public access.	\$2.9 million to acquire and protect scenic ridges and wildlife habitat adjacent to Union City, Fremont and Hayward communities. Expand park trail system to improve recreational opportunities and connect to the Ridge Trail.	2,925,000
31	Garin to Pleasanton Ridge Trail	Acquire and construct trail connection	\$2 million to acquire and construct trail connecting Garin Park to Pleasanton Ridge for hiking, biking and equestrian use.	2,025,000
32	Gateway Shoreline	Park acquisition and development	\$5.4 million to establish a new regional shoreline park as a bicycle trail hub connecting the new Bay Bridge bicycle access to the East Bay and the Bay Trail in cooperation with other agencies. This intermodal node will including parking, promenade, fish	5,400,000
33	Hayward Shoreline	Expand park and construct public access and education Improvements	\$4.5 million to restore and protect shoreline bird habitat, strengthen and repair levees along this shoreline to address climate change impacts, improve public trail access and cooperate on shoreline interpretive improvements with other state and local agencies. Dredge channels to improve water circulation and enhance habitat on islands for endangered Least Terns.	4,500,000
34	Iron Horse to Mount Diablo Trail	Complete Trail corridor	\$1.4 million to complete southern trail corridor between Las Trampas, Sycamore Valley and Mount Diablo.	1,350,000
35	Iron Horse Trail	Extend Iron Horse Trail North and South	\$2.2 million to complete extensions to north and south ends of this 28 mile long urban bicycle trail.	2,250,000
36	Lake Chabot	Acquisition to complete park boundary	\$1.8 million to preserve hillside areas, connect trails and add public access along the western park boundary.	1,800,000
37	Las Trampas	Construct interpretive facility, acquire open space and construct public access Improvements	\$8.3 million to establish interpretive visitor contact station and indoor meeting space to serve the increasing population in the San Ramon Valley. Develop hiking, biking and equestrian access to recently acquired properties in the Lafayette, Moraga and San Ramon Valley areas including staging, trails, and camps.	8,325,000
38	Leona Open Space	Acquire land to complete park boundaries	\$2.5 million to acquire remaining land to complete park and improve public access.	2,500,000
39	Marsh Creek Trail	Complete and open trail extension from Brentwood to Round Valley	\$900,000 to complete the Marsh Creek Trail connecting the Brentwood area through the new State Historic Park at Cowell Ranch to Round Valley Regional Preserve.	900,000
40	Martin Luther King Shoreline	Expand Bay Trail, Tidewater and Shoreline Center facilities.	\$12.3 million to expand existing public use, shoreline access and Bay Trail improvements at the Tidewater and Shoreline Center areas of the Martin Luther King Jr. Shoreline.	12,320,000
41	Mission Peak	Acquire openspace and improve public access	\$5.4 million to expand ridgeline corridor on Mission Ridge and improve trails and staging areas including Stanford Avenue.	5,400,000
42	Morgan Territory	Complete Park Acquisition and improve public access.	\$8.1 million to expand wildlife corridors in partnership with the East Contra Costa Habitat Conservation Plan. Provide trails for all users and additional access to the ridge lands south of Mt. Diablo.	8,100,000

MEASURE WW BOND PROJECT LIST

43	North Richmond Shoreline	Acquire and restore Wildcat Creek and San Pablo Creek Marshes.	\$3.6 million to preserve San Pablo and Wildcat Creek Marsh and creek deltas to protect and restore the two largest remaining marsh areas along the North Contra Costa Shoreline. Connect the trail corridor from the north Richmond Wetlands to Point Pinole. Develop appropriate public access for wildlife viewing and education programs.	3,650,000
44	Oak Knoll to Ridge Trail	Develop Trail Connection from Oak Knoll to Redwood Park	\$720,000 to join with the City of Oakland and community groups to create trail connections between the Oak Knoll redevelopment project and the Leona Openspace area.	720,000
45	Oakland Shoreline	Oakland shoreline acquisition, resource restoration and public access	\$10.8 million to join with Oakland to develop new access for urban residents to the Oakland Shoreline. Cleanup and restore marshes to benefit nesting birds, improve water circulation through dredging, and construct improvements on shoreline sites along the Bay Trail from San Leandro Bay, through the Oakland Estuary, and north to connect to Gateway Shoreline Park. Support the City's Estuary Plan trail and access projects, including public use facilities.	10,800,000
46	Ohlone	Acquire additional wilderness lands	\$7.4 million to Expand Alameda County's largest wilderness park, preserve park wilderness values, protect wildlife habitat and high mountain ridge resources. Develop trail loops and expand public access and camping opportunities. Restore failing ponds to support Tiger Salamander and Red Legged Frog populations.	7,425,000
47	Oyster Bay	Complete public access Improvements	\$2.1 million to complete the development of this 200 acre urban shoreline park and Bay Trail connection by working with the City of San Leandro to provide recycled water for the irrigation of new turf meadows, construct picnic and play areas, parking, res	2,070,000
48	Pleasanton Ridge	Acquire and construct public access, trail and recreation and interpretive facilities	\$13.7 million to acquire park land on scenic Pleasanton and Sunol ridges, Devaney canyon, complete bicycle loop trail system, construct parking, access, picnic, primitive camping and visitor facilities.	13,725,000
49	Point Pinole	Construct new park access, visitor and maintenance amenities	\$7.5 million to develop new Atlas Road access to the park with parking, picnic areas, meadows, play area, environmental maintenance facility, and new interpretive center to provide an introduction to the rich natural and cultural resources found at this site. Complete park boundary and wetland restoration. Enhance and restore wetland and coastal prairie habitats.	7,540,000
50	Point San Pablo Peninsula	Acquire, preserve and make accessible new shoreline openspace	\$4.5 million to acquire and restore shoreline and complete Bay Trail spur north of the Richmond/San Rafael Bridge to provide new public access to this scenic north bay shoreline.	4,450,000
51	Quarry Lakes	Expand recreation facilities	\$4.5 million to complete the development of this regional recreation area by providing new turf meadows, picnic and play areas, restrooms and landscaping. Complete park boundaries in this urban recreation area.	4,500,000
52	Rancho Pinole	Establish new park	\$3.2 million to preserve open space in West Contra Costa County and establish a new park. Acquire land and provide access for all users in cooperation with Muir Heritage land trust to connect the Ridge Trail to Crockett Hills, Franklin Ridge and West County communities.	3,150,000
53	Redwood	Expand park, protect habitat, construct public use facilities	\$5.2 million to acquire and restore Redwood Creek to protect rare native trout habitat. Cooperate with the City of Oakland to support youth camping and interpretive facilities to showcase the historic and natural features of the East Bay's only native redwoods. Enhance Serpentine prairie for rare plants, improve Whipsnake habitat and rare Manzanita groves.	5,200,000
54	Ridge Trail	Complete Bay Ridge Trail, Carquinez Strait to Mission Peak	\$12.7 million to acquire and construct trail corridor segments to close gaps in the existing 25 mile long East Bay Ridge Trail alignment. Providing a continuous trail connection through 16 regional parks from Martinez to Fremont.	12,690,000

MEASURE WW BOND PROJECT LIST

55	Roberts	Renovate swimming Pool	\$1.4 million to update existing pool and facilities to accommodate regional swimming meets and events.	1,350,000
56	Round Valley	Acquire openspace, improve access	\$7.2 million to expand park to protect this unique pristine valley. Acquire lands in cooperation with the East Contra Costa County Habitat Conservation Plan. Expand trail access for all users, staging, picnic and camping opportunities. Connect trail corridors to adjacent State Parks and to Morgan Territory, Regional Preserve. Improve grasslands for Kit Fox and Golden Eagle habitat.	7,200,000
57	San Pablo Bay	Preserve shoreline and provide bay trail access	\$855,000 to acquire and restore the scenic San Pablo Bay shoreline to provide access and wildlife viewing to bayside natural resources. Provide Bay Trail amenities to enhance public use of the bay shoreline.	855,000
58	Sibley/Huckleberry	Expand park and construct visitor amenities	\$5.9 million to acquire additional open space south of Sibley Regional Preserve between Oakland, Orinda and Moraga. Expand trails including connection to Lake Temescal construct new trailhead and develop new camping opportunities. Restore ponds and riparian habitat.	5,900,000
59	Sunol	Renovate Visitor Center and Expand Park	\$5 million to expand wilderness area to protect Alameda Creek watershed, preserve wildlife habitat, remove barriers to Steelhead migration and to renovate and/or replace the aging visitor center, picnic and campground facilities.	4,950,000
60	Sycamore Valley Openspace	Acquisition and Trail Connections	\$925,000 to acquire lands to complete open space boundaries and trail connections to Mt. Diablo. Enhance Red Legged Frog habitat.	925,000
61	Tassajara Creek Trail	Develop Trail Connections	\$875,000 to acquire and develop regional trail connecting Tassajara Creek in Dublin to Mt. Diablo. Cooperate with the Cities of Dublin, San Ramon and Contra Costa County to complete this trail.	900,000
62	Tilden Park	Remodel Visitor Centers	\$2 million to renovate and/or expand Tilden Park's visitor facilities at the Botanic Garden and Environmental Education Center for public interpretive programs, lectures and research.	2,040,000
63	Urban Creeks	Acquire and restore creeks in urban core	\$8 million to work with cities and community organizations to restore urban creeks and acquire creek easements, such as BART to Bay and other urban creek projects.	8,040,000
64	Vargas Plateau	Expand park and develop public access	\$7.6 million to expand park, develop access and construct parking, picnic areas, trails for hikers, bicycles and equestrian, and camp sites at this new park. Preserve Alameda Creek watershed, extend the Ridge Trail and protect hillside vistas and open space east of Fremont and south of Niles Canyon. Restore wetlands and enhance grasslands.	7,649,000
65	Vasco Caves	Improve safe access to site	\$ 4.7 million to expand the preserve to protect unique natural and cultural resources in partnership with the East Contra Costa County Habitat Conservation Plan. Improve habitat for Kit Fox, Golden Eagles and enhance wetlands. Provide suitable public access parking and visitor facilities.	4,725,000
66	Wildcat Canyon	Acquire parkland	\$900,000 to expand park boundaries along the San Pablo Ridge, improve access to park for all users.	900,000
67	Wildcat Creek Trail	Richmond Parkway	\$900,000 to work with the City of Richmond and Contra Costa County to safely re-open the Wildcat Creek Trail crossing under the Richmond Parkway to connect north Richmond communities to the bay shoreline.	900,000

Total 348,750,000

7% reserve 26,250,000

Total, District Project List 375,000,000

Local Grant Program Amount 125,000,000

Total Amount of Bond 500,000,000

2009-2013 CAPITAL PROJECTS

INACTIVE PROJECTS

Project	Location	Project Description	Total Budget	Total Expenses	Budget Balance
138600	Bay Point Shoreline	Fence Project/ Bay Point	19,500	19,500	0
144300	Black Diamond	FEMA-Somersville Road Repair	0	0	0
547307	Black Diamond	Debris Removal Projects	749	749	0
550700	Brooks Island	Enhance Tern Nesting Area	0	0	0
227800	Brushy Peak-Del Valle Trail	Trail Feasibility Study/Brushy	0	0	0
227801	Brushy Peak-Del Valle Trail	Trail Feasibility Study/Brushy	0	0	0
104001	Camp Arroyo Recreation Area	Arroyo Del Valle Youth Camp	2,606,003	2,606,700	-697
547301	Carquinez Strait	Debris Removal Projects	2,600	2,600	0
122701	Contra Costa Canal Trail	Wood Bridge Rehab. /CoCoCanal	0	0	0
547303	Coyote Hills/Linear Park	Debris Removal Projects	1,700	600	1,100
125200	Crown Beach	Dredge Lagoon/Crown Beach	432,607	432,607	0
130300	Crown Beach	Crab Cove Lift Sta./Crown Beac	225,130	225,130	0
120500	Del Valle	Water Plant Improvements	298,359	298,359	0
120501	Del Valle	Water Plant Improvements	338,430	329,110	9,320
503400	Diablo Foothills	Group Picnic Site	0	0	0
200000	District-Wide	AA Revolving Fund	0	0	0
520000	District-Wide	Habitat Protection Dist-Wide	269,150	269,150	0
126000	Iron Horse Regional Trail	Trail Rehab./Iron Horse Trail	564,301	509,666	54,636
130700	Iron Horse Regional Trail	Bike Trail at Delta DeAnza	746,945	735,515	11,430
547306	Las Trampas	Debris Removal Projects	2,430	2,430	0
547302	Miller-Knox	Debris Removal Projects	6,500	6,924	-424
110202	Oyster Bay	Administration	77,921	77,921	0
233500	Pleasanton Ridge	Tyler Ranch/Roberts/King	1,258,993	1,258,993	0
543500	Point Pinole	Construct Group Camp Facility	0	0	0
131800	Redwood	Stream Trail Bridge/ Redwood	427,200	427,200	0
234000	Redwood	Lorimer Property	10,000	9,980	20
515928	Redwood	Fire Hazard Mgmt	0	0	0
515929	Redwood	Fire Hazard Mgmt	0	0	0
547200	Redwood	Repair Sta #2 & Trl End Restrm	0	0	0
547309	Redwood	Debris Removal Projects	9,750	9,750	0
547600	Redwood	Schoolhouse Headwall Repair	9,103	9,103	0
122500	Roberts	Barrier-Free Play Area-Roberts	0	0	0
215700	Round Valley	Johnston	0	0	0
224800	San Francisco Bay Trail	BioRad / San Francisco Bay Trl	0	0	0
515916	Sibley/Clarmnt Canyon/Hucklbry	Fire Hazard Mgmt	0	0	0
540703	Sibley/Clarmnt Canyon/Hucklbry	Hazardous Fuel City of Oakland	159,000	159,000	0
547304	Sibley/Clarmnt Canyon/Hucklbry	Debris Removal Projects	5,037	5,037	0
132100	Tassajara Creek	Bridge Restoration/Tassajara	39,903	39,903	0
132400	Tilden	Canon Dr.Water Line/ Tilden	86,377	86,377	0
132700	Tilden	Chem.Toilet Replacement/Tilden	114,121	114,600	-479
202301	Vargas Plateau	Vargas Ranch / Vargas Plateau	49,250	49,249	1
227700	Wildcat Creek Trail	Edgewater Tr.Feas.Stdy/Wildcat	125,000	112,352	12,648
Total \$			7,886,058	7,798,504	87,555

Page Intentionally Left Blank

SECTION D
DIVISION SUMMARIES
AND OBJECTIVES

Page Intentionally Left Blank

LEGISLATIVE & EXECUTIVE DIVISION

The budget for the Legislative & Executive Division is comprised of the Board of Directors, Park Advisory Committee support and the General Manager's Office.

	2006 ACTUAL	2007 ACTUAL	2008 BUDGET	2009 BUDGET	Change
OPERATING BUDGET:					
Personnel Services	\$ 1,218,340	\$ 1,335,606	\$ 1,468,046	\$ 1,567,046	6.7%
Supplies	3,371	9,087	23,794	24,985	5.0%
Contingency	-	-	342,873	360,016	5.0%
Services	386,447	485,128	609,098	639,555	5.0%
Election Costs	408,860	-	1,132,060	262,500	-76.8%
Total	\$ 2,017,018	\$ 1,829,821	\$ 3,575,871	\$ 2,854,102	-20.2%
CAPITAL BUDGET:					
Total	\$ -	\$ -	\$ -	\$ -	0.0%
DEPARTMENTS:					
Board of Directors	\$ 577,563	\$ 242,029	\$ 1,563,719	\$ 709,678	-54.6%
General Manager	1,439,455	1,587,792	2,012,152	2,144,424	6.6%
Total	\$ 2,017,018	\$ 1,829,821	\$ 3,575,871	\$ 2,854,102	-20.2%
					0.0%
FUNDING SOURCES:					
101 General Fund	\$ 2,017,018	\$ 1,829,821	\$ 2,819,554	\$ 2,854,102	1.2%
Total	\$ 2,017,018	\$ 1,829,821	\$ 2,819,554	\$ 2,854,102	1.2%
STAFFING:					
Regular/Permanent	8.00	8.00	8.00	8.00	0.00
Seasonal/Temporary	0.00	0.00	0.00	0.00	0.00
Total	8.00	8.00	8.00	8.00	0.00

Notes:

The 2009 budget contingency of \$360,016 is a funding source used during the year by the Board of Directors and General Manager to fund expenditures not anticipated during the budget formation process. When funds are required, the applicable amount is transferred to the budget location for expenditure. Actual expenditures are recorded in the budget location that receives the contingency funding.

ROLE

The seven-member Board of Directors, the legislative body of the District, determines District policy and adopts the District Budget. Board members, who are elected by ward to overlapping four-year terms, are responsible for promoting and protecting the public interest, as it is served by District parks and programs. The Board plays a major role in ensuring that the District develops and maintains positive and productive working relationships with federal, state, regional, county, city, and special district agencies, in addition to a multitude of special interest groups, citizens' organizations, community representatives, and private citizens. As described in the Board Operating Guidelines, the Board of Directors conducts annual performance appraisals of the General Manager, Clerk of the Board and Chief Financial Officer.

BUDGET SUMMARY

	2006 ACTUAL	2007 ACTUAL	2008 BUDGET	2009 BUDGET	Change
OPERATING BUDGET:					
Personnel Services	\$ 98,523	\$ 140,882	\$ 212,211	\$ 216,755	2.1%
Supplies	958	1,280	10,623	11,155	5.0%
Contingency	-	-	83,025	87,176	5.0%
Services	69,222	99,867	125,800	132,092	5.0%
Election Costs	408,860	-	1,132,060	262,500	-76.8%
Total	\$ 577,563	\$ 242,029	\$ 1,563,719	\$ 709,678	-54.6%
CAPITAL BUDGET:					
Total	\$ -	\$ -	\$ -	\$ -	0.0%
DEPARTMENTS:					
Board of Directors	\$ 577,563	\$ 242,029	\$ 1,563,719	\$ 709,678	-54.6%
Total	\$ 577,563	\$ 242,029	\$ 1,563,719	\$ 709,678	-54.6%
FUNDING SOURCES:					
101 General Fund	\$ 577,563	\$ 242,029	\$ 1,563,719	\$ 709,678	-54.6%
Total	\$ 577,563	\$ 242,029	\$ 1,563,719	\$ 709,678	-54.6%
STAFFING:					
Regular/Permanent	0.00	0.00	0.00	0.00	0.00
Seasonal/Temporary	0.00	0.00	0.00	0.00	0.00
Total	0.00	0.00	0.00	0.00	0.00

ONGOING OBJECTIVES

1. Support the long-term preservation of open space resources through acquisition of additional land by the District and advocacy of other public and private organizations.
2. Identify citizens' needs, analyze changing constituencies, and provide policy direction for delivering District services to meet those needs, with a special

emphasis on youth, seniors, minorities, low income populations and those who are challenged.

3. Participate in governmental and community forums to provide leadership and represent District goals and objectives. Communicate with the public, other agencies, and local interest groups to assist with the planning and construction of District projects.
4. Attend Park Advisory Committee and Regional Parks Foundation meetings to coordinate efforts and strengthen community ties.
5. Work cooperatively and effectively as a Board to represent District interests with constituents and elected representatives.
6. As articulated in the Master Plan, set policy to protect habitat, natural and cultural resources, enhance the natural and urban environment, and ensure that an equitable and diversified system of programs, trails, and regional parks is available to meet a variety of community needs.
7. Position the District so that it can respond strategically to long-term planning needs and possible changes in its revenue base. Set financial policy to guide and support the District's financial operations and the District's work force.
8. Develop an agenda for, and participate in, Board Workshops (finance, land acquisition, capital projects, and regional trails).
9. Through committee review, assess planning, operating, and fiscal policies to insure that service delivery is consistent with these policies.
10. Continue to monitor casino development and project proposals as they affect the District.
11. Promote open communication with the public and within the District in collaboration with the General Manager.
12. Continue to oversee the development and any changes in the staff who are directly appointed by the Board.

2009 OBJECTIVES

1. Continue to seek alternative sources of funding for environmental maintenance and park operations.
2. Plan next steps to follow the election of Measure WW.

3. Continue to assess all methods of funding opportunities for future land acquisitions. Oversee the General Manager's efforts to implement the Measure WW program through committee and Board oversight, taking actions required to implement the Local Grant and the Regional Park Project programs.
4. Guide the review, update, and continued implementation of the General Manager's budget objectives in support of the District's Master Plan and Board Workshops.
5. Guide the District's participation in the military base transition process at Point Molate, Point Alameda, the Oakland Army Base, and the Concord Naval Weapons Station.
6. Support the development of District volunteer programs and activities.
7. Support the planning for the District's twenty-year anniversary of Measure AA, and the new Master Plan development process.
8. Explore the feasibility of establishing upgraded camping facilities District-wide.
9. Explore and support the establishment of short-distance connecting loop trails.
10. Support the establishment of a full-year intern program with universities.
11. Support the planning and celebration for the District's 75th anniversary.

ROLE

The General Manager’s office provides executive services to the agency. Its mission is to support and implement the District’s adopted Mission and Vision Statements. This is accomplished by providing executive leadership in support of the Board of Directors and to the agency. Specific services include all policy recommendations to the Board, implementation of policies, overall direction, leadership and evaluation to the District’s divisions. In order to provide executive services, the General Manager’s office establishes and maintains sound relations with federal, state, local representatives and with community and special interest groups. In addition, services include overseeing legislative, financial, legal, and labor relations and providing administrative support for the Park Advisory Committee.

BUDGET SUMMARY

	2006 ACTUAL	2007 ACTUAL	2008 BUDGET	2009 BUDGET	Change
OPERATING BUDGET:					
Personnel Services	\$ 1,119,817	\$ 1,194,724	\$ 1,255,835	\$ 1,350,291	7.5%
Supplies	2,413	7,807	13,171	13,830	5.0%
Contingency	-	-	259,848	272,840	5.0%
Services	317,225	385,261	483,298	507,463	5.0%
Total	\$ 1,439,455	\$ 1,587,792	\$ 2,012,152	\$ 2,144,424	6.6%
CAPITAL BUDGET:					
Total	\$ -	\$ -	\$ -	\$ -	0.0%
DEPARTMENTS:					
General Manager	\$ 1,439,455	\$ 1,587,792	\$ 2,012,152	\$ 2,144,424	6.6%
Total	\$ 1,439,455	\$ 1,587,792	\$ 2,012,152	\$ 2,144,424	6.6%
FUNDING SOURCES:					
101 General Fund	\$ 1,439,455	\$ 1,587,792	\$ 2,012,152	\$ 2,144,424	6.6%
Total	\$ 1,439,455	\$ 1,587,792	\$ 2,012,152	\$ 2,144,424	6.6%
STAFFING:					
Regular/Permanent	8.00	8.00	8.00	8.00	0.00
Seasonal/Temporary	0.00	0.00	0.00	0.00	0.00
Total	8.00	8.00	8.00	8.00	0.00

ONGOING OBJECTIVES

1. Meet regularly with individual members of the Board of Directors to identify and track issues that relate to District policy and direction.
2. Participate in key Board committee meetings. Review and coordinate all Board committee agendas. Delegate staff support for all Board, public and interagency committees associated with the District.

3. Improve financial planning and increase revenue potential for environmental maintenance, Resource Enhancement Program, Zones of Benefit in the Two-County Assessment District, Grants and a possible Community Facility Act use for new projects.
4. Direct the management of the Budget Work Plan in support of the Master Plan, including strategic best practice management, long-term budget planning and services, staffing and support services.
5. Monitor and direct staff in all District financial, acquisition, planning, legal and labor negotiation issues and in other policy areas.
6. Provide leadership and direction to ensure effective organizational development and staff transition planning so that the District can face challenges and achieve objectives.
7. Coordinate staff management of the expanded District capital, bond, note, and grant fund programs so that these programs meet District goals for reducing operating costs and enhancing self-supporting or revenue-producing public facilities.
8. Provide leadership in the legislative process to secure stable funding for the District.
9. Advocate the preservation of public access and recreation at all District-operated water recreation facilities.
10. Meet regularly with the Assistant General Managers and other staff members to promote open communication and to ensure and monitor overall coordination of Board and administrative policy implementation.

2009 OBJECTIVES

1. Implement the Regional Park Bond Measure WW provisions for Local Grants and Regional Capital Projects.
2. Oversee Measure AA spend-down and implementation of final acquisition and development priorities for the remaining 1988 Bond proceeds.
3. Support the preparation by Public Affairs and other Divisions to celebrate the District's 75th anniversary in 2009.
4. Provide direction for the District's participation in the Concord Naval Weapons Station Base re-use process.

5. Guide the development of and preparation for the 2009 Board workshops. These will include workshops on Land Acquisition, Capital Finance, and Capital/Trails Maintenance programs.
6. Oversee the completion of the East Contra Costa Habitat Conservation Plan and define the District's specific implementing role.
7. Promote efforts to improve energy and fuel efficiency and greening strategies in all aspects of the District's operations.
8. Work with the Board on Executive Management transitions.
9. Coordinate expanded District initiatives to improve water quality, vegetation management, control of invasive species, resource enhancement projects and other resource conservation, preservation and restoration work.

Page Intentionally Left Blank

HUMAN RESOURCES DIVISION

	2006 ACTUAL	2007 ACTUAL	2008 BUDGET	2009 BUDGET	Change
OPERATING BUDGET:					
Personnel Services	\$ 1,127,195	\$ 1,382,873	\$ 1,510,027	\$ 1,669,678	10.6%
Supplies	18,505	14,909	11,400	16,971	48.9%
Services	344,042	373,921	532,537	554,166	4.1%
Total	\$ 1,489,742	\$ 1,771,702	\$ 2,053,964	\$ 2,240,815	9.1%
CAPITAL BUDGET:					
Services	\$ 400	\$ 3,551	-	-	0.0%
Total	\$ 400	\$ 3,551	\$ -	\$ -	0.0%
DEPARTMENTS:					
Human Resources	\$ 1,490,142	\$ 1,775,253	\$ 2,053,964	\$ 2,240,815	9.1%
Total	\$ 1,490,142	\$ 1,775,253	\$ 2,053,964	\$ 2,240,815	9.1%
FUNDING SOURCES:					
101 General Fund	\$ 1,489,742	\$ 1,771,702	\$ 2,053,964	\$ 2,240,815	9.1%
Total	\$ 1,489,742	\$ 1,771,702	\$ 2,053,964	\$ 2,240,815	9.1%
STAFFING:					
Regular/Permanent	9.75	9.75	10.00	10.00	0.00
Seasonal/Temporary	2.00	2.00	2.00	3.80	1.80
Total	11.75	11.75	12.00	13.80	1.80

HUMAN RESOURCES DIVISION

ROLE

The Human Resources Division recruits and selects all regular, seasonal, and temporary employees. The Division serves employees in the areas of labor relations, negotiations and administration, job training and career development, workforce diversity, performance evaluations, classification and compensation review. The Division oversees and administers employee benefits, and maintains the central archive for employee records and position control.

ONGOING OBJECTIVES

1. Provide Human Resources services that are timely, responsive to the District's work demands, and conducive to good employee relations and high quality public service.
2. Recruit, develop exams for, and fill regular, temporary, and seasonal vacancies, as needed, in a manner that meets the needs of the various divisions.
3. Make efforts to ensure that employees reflect the diversity of the communities the District serves. Staff and support the Board's Workforce Diversity Committee.
4. Assist supervisors and managers in articulating performance requirements and in evaluating and counseling employees.
5. Ensure that all District Human Resources activities comply with legal and professional requirements.
6. Review and update job descriptions to ensure that they are complete, and examine compensation issues.
7. Administer benefit programs and evaluate District benefits with emphasis on maintaining quality benefits and minimizing benefit costs.
8. Administer the District's training program. Provide group and individual training opportunities for employees.
9. Process all personnel documents to ensure accurate and timely record keeping.
10. Continuously improve Human Resources processes and services for both internal and external customers, including:
 - Meeting with the management and confidential groups to develop or implement policies, as necessary;
 - Providing employees resources from the Human Resources Library;
 - Supporting efforts to foster direct and open communications District-wide;

HUMAN RESOURCES DIVISION

- Meet and confer monthly with both bargaining units to discuss issues of mutual concern;
- Administer terms and conditions of Memoranda of Understanding for AFSCME and the Police Association; and
- Conducting on-going examination of District classifications and compensation.

2009 OBJECTIVES

1. Conduct negotiations with AFSCME, Local 2428 bargaining unit.
2. Conduct negotiations with Police Association bargaining unit.
3. Make changes to respective Memorandum of Understanding as needed.
4. Continue to complete job recruitments.
5. Provide four brown bag lunch seminars on topics of use to District personnel.
6. Continue to develop and implement training programs designed to insure smooth and efficient transition of workforce.
7. Continue to provide assistance to District staff in areas of labor relations.
8. Continue to examine the District's hiring statistics to develop and implement strategies for sustaining and improving workforce diversity.
9. Continue to complete classification and compensation review.

Major Changes

1. Expand Intern program to year round.

Page Intentionally Left Blank

LAND DIVISION

The Land Division budget includes Environmental Review, Interagency Planning, Land Acquisition, and Trail Acquisition departments

	2006 ACTUAL	2007 ACTUAL	2008 BUDGET	2009 BUDGET	Change
OPERATING BUDGET:					
Personnel Services	\$ 1,933,863	\$ 2,140,677	\$ 2,421,673	\$ 2,496,778	3.1%
Supplies	24,802	36,916	41,464	38,714	-6.6%
Services	86,805	81,790	213,064	209,494	-1.7%
Total	\$ 2,045,470	\$ 2,259,382	\$ 2,676,201	\$ 2,744,986	2.6%
CAPITAL BUDGET:					
Personnel Services	\$ 255,000	\$ 306,327	\$ 309,448	\$ 307,148	-0.7%
Services	83,681	43	-	150,000	0.0%
Land, Construction	5,015,557	5,255,484	3,282,997	4,660,000	41.9%
Total	\$ 5,354,238	\$ 5,561,854	\$ 3,592,445	\$ 5,117,148	42.4%
DEPARTMENTS:					
Administration	\$ 416,820	\$ 450,621	\$ 546,936	\$ 567,101	3.7%
Environmental Review	339,532	424,710	560,813	698,671	24.6%
Interagency Planning	438,833	459,832	517,710	500,222	-3.4%
Land Acquisition	5,708,268	6,001,757	4,162,633	5,570,822	33.8%
Trail Development	496,255	484,317	480,554	525,318	9.3%
Total	\$ 7,399,708	\$ 7,821,235	\$ 6,268,646	\$ 7,862,134	25.4%
FUNDING SOURCES:					
101 General Fund	\$ 1,906,947	\$ 2,135,935	\$ 2,388,926	\$ 2,458,041	2.9%
220 Two County LLD	118,660	97,138	156,030	151,531	-2.9%
221 ECCC LLD	4,039	-	-	-	0.0%
222 Five Canyon Zone	487	-	-	-	0.0%
253 Gifts/Dickson	13,753	24,401	35,164	36,491	3.8%
257 Mitigation	1,186	1,407	78,202	80,150	2.5%
333 Capital	5,261,546	5,559,910	3,583,950	4,958,800	38.4%
336 OTA Projects	92,692	1,944	8,495	158,348	1764.0%
402 Eastshore State Park	398	500	17,879	18,773	5.0%
Total	\$ 7,399,708	\$ 7,821,235	\$ 6,268,646	\$ 7,862,134	25.4%
STAFFING:					
Regular/Permanent	17.28	18.28	18.50	18.50	0.00
Seasonal/Temporary	0.00	0.00	0.00	0.00	0.00
Total	17.28	18.28	18.50	18.50	0.00

ROLE

The role of the Land Acquisition and Interagency Planning Division is defined by District park and conservation strategies that fulfill the vision of the 2007 Master Plan. To fulfill this role the Division monitors and responds to all East Bay projects consistent with the recreational and natural resource goals of the District and which affect the District's long-range planning issues, are impacted by legislative and local government actions, and present opportunities for cooperative partnerships and project funding. Concurrently, the Division responds to the environmental review of local development projects and the Resource Enhancement Program and manages the District's land and trails acquisition programs including all real estate matters, Measure AA land projects, and regional trail planning.

BUDGET SUMMARY

	2006 ACTUAL	2007 ACTUAL	2008 BUDGET	2009 BUDGET	Change
OPERATING BUDGET:					
Personnel Services	\$ 275,774	\$ 330,133	\$ 350,212	\$ 360,923	3.1%
Supplies	8,003	6,092	7,416	7,787	5.0%
Services	73,069	47,697	111,782	117,371	5.0%
Total	\$ 356,846	\$ 383,922	\$ 469,410	\$ 486,081	3.6%
CAPITAL BUDGET:					
Personnel Services	\$ 59,974	\$ 66,642	\$ 77,526	\$ 81,020	4.5%
Total	\$ 59,974	\$ 66,698	\$ 77,526	\$ 81,020	4.5%
DEPARTMENTS:					
Administration	\$ 416,820	\$ 450,621	\$ 546,936	\$ 567,101	3.7%
Total	\$ 416,820	\$ 450,621	\$ 546,936	\$ 567,101	3.7%
FUNDING SOURCES:					
101 General Fund	\$ 356,448	\$ 383,422	\$ 451,531	\$ 467,308	3.5%
333 Capital	59,974	66,435	77,526	81,020	4.5%
336 OTA Projects	-	263	-	-	0.0%
402 Eastshore State Park	398	500	17,879	18,773	5.0%
Total	\$ 416,820	\$ 450,621	\$ 546,936	\$ 567,101	3.7%
STAFFING:					
Regular/Permanent	2.50	2.50	2.50	2.50	0.00
Seasonal/Temporary	0.00	0.00	0.00	0.00	0.00
Total	2.50	2.50	2.50	2.50	0.00

ONGOING OBJECTIVES

1. Coordinate advocacy and implementation to pursue 1997 Master Plan goals and the day-to-day priorities of the District.
2. To the extent possible with current resources, pursue long-range and current federal, state, and local funding opportunities, and partnerships with the aim of

acquiring land for regional trails, parks, open space, and resource protection. Actively participate in local, regional, state and federal legislative programs to further the District's goals and priorities.

3. Commit staff to participation with the following committees, task forces, and districts:

Alameda Ag Water Task Force	Contra Costa County Liaison Committee
Alameda County Liaison Committee	Contra Costa County Transportation Measure J
Alameda County Open Space Funding Committee	East Bay Area Trails Council
Alameda County Water District Liaison Committee	East Bay Municipal Utilities District
Altamont Landfill Settlement Committee	East Contra Costa County Habitat Conservation
Bay Area Open Space Council	Environmental Roundtable
Carquinez Strait Coordinating Committee	Hercules/EBRPD Joint Powers Agreement
Citizen's for Eastshore State Park	North Contra Costa County Liaison Committee
City of Dublin Liaison Committee	Point Molate Reuse Committee
City of Pleasanton Liaison Committee	Reauthorization Citizen's Task Force
Contra Costa County Ag Trust	San Francisco Water District

4. Implement both Shoreline and 1997 Regional Trail Master Plan goals in cooperation with other agencies.
5. Work with the General Manager's office to address long-range strategic funding issues, inter-agency cooperation, and land use planning and environmental conflict resolution.
6. Provide supervision and support for the effective staffing and fiscal management of District land conservation practices, including Measure AA and regional trail and grant projects, with an emphasis on land banking.
7. Continue an acquisition program that supports the Board's plan for realizing new public accesses, recreational opportunities, park land expansion, and resource protection.
8. Pursue Resource Enhancement Partnerships (REPs), including operational endowments with regulatory and with wildlife agencies such as the Contra Costa

County Habitat Conservation Plan, the San Francisco Bay Joint Venture, and the Bay Area Open Space Council.

9. Work with environmental organizations, such as the Environmental Roundtable, to share information, respond to resource management concerns, resolve use conflicts, and pursue areas of mutual agreement.
10. Work with the General Manager and the Legislative Analyst to pursue state and federal legislation that supports District goals. Provide strategic advocacy and recommendations in these areas.
11. Work with the General Manager to increase direct and open communication and liaisons between the General Manager and District staff about projects, strategy, and future directions. Actively support open communication with senior management at federal, state, and local agencies to further District goals.
12. Assist the Finance Division with obtaining an inventory of structures, infrastructure and other assets necessary for compliance with the Governmental Accounting Standards Board (GASB) Statement 34.

2009 OBJECTIVES

1. Support staff efforts for Master Plan Map Amendment and Measure AA Extension Expenditure Plan.
2. Assist in coordinating public outreach of stakeholders for Measure AA Extension Expenditure Plan.
3. Implement Measure AA spend down and administration of final Measure AA acquisition priorities.
4. Continue to support Design and Construction AA project spend down real estate requirements.
5. Work with General Manager's office on potential funding re-authorization and capital funding priorities.
6. Work with Administration to meet required Prop 12 and Prop 40 and other grant deadlines.
7. Continue to manage and coordinate the Eastshore State Park projects with the California Department of Parks and Recreation and assist in the implementation of ESSP restoration and public access priorities.

8. Anticipate the completion of the East Contra Costa Habitat Conservation plan and define the District's specific implementing role.
9. Provide staffing and management for the District's participation in the Concord Naval Weapons Station Base Re-use process, including the establishment of a new Central Contra Costa Regional Park.
10. Continue to implement and complete sections of the Regional Trail System in coordination with Design and Construction with specific goals for public access along the western shoreline urban areas and eastern Contra Costa.
11. Work with the General Managers office to implement the Board established District-wide priorities from the four Board of Directors 2009 Workshops. Anticipate and support the 2009 Board Workshops.
12. Continue to manage and expand specific funding opportunities which support district 2009 goals through the Resource Enhancement Program, Zones of Benefit and cooperation with the Districts Grants Department.
13. Keep the Board and General Manager informed on 2009 Inter-Agency development activities that may impact the District parklands and Master Plan Goals.

ROLE

The Environmental Programs Department monitors the environmental impact of land use policy changes and development activities by other agencies that may affect District interests. The Department also performs CEQA compliance and mapping for proposed acquisitions, manages implementation of the East Contra Costa County Habitat Conservation Plan and Resource Enhancement Program, and provides geographic information system (GIS) services to support District objectives.

BUDGET SUMMARY

	2006 ACTUAL	2007 ACTUAL	2008 BUDGET	2009 BUDGET	Change
OPERATING BUDGET:					
Personnel Services	\$ 301,671	\$ 387,043	\$ 481,441	\$ 497,855	3.4%
Supplies	10,464	7,035	10,200	7,386	-27.6%
Total	\$ 314,581	\$ 398,218	\$ 524,947	\$ 561,238	6.9%
CAPITAL BUDGET:					
Personnel Services	\$ 24,951	\$ 26,492	\$ 35,866	\$ 37,433	4.4%
Services	-	-	-	100,000	0.0%
Total	\$ 24,951	\$ 26,492	\$ 35,866	\$ 137,433	283.2%
DEPARTMENTS:					
Environmental Review	\$ 339,532	\$ 424,710	\$ 560,813	\$ 698,671	24.6%
Total	\$ 339,532	\$ 424,710	\$ 560,813	\$ 698,671	24.6%
FUNDING SOURCES:					
101 General Fund	\$ 300,214	\$ 385,950	\$ 430,885	\$ 467,269	8.4%
220 Two County LLD	12,750	10,861	15,860	13,819	-12.9%
221 ECCC LLD	431	-	-	-	0.0%
257 Mitigation	1,186	1,407	78,202	80,150	2.5%
333 Capital	24,939	26,448	35,866	37,433	4.4%
336 OTA Projects	12	44	-	100,000	0.0%
Total	\$ 339,532	\$ 424,710	\$ 560,813	\$ 698,671	24.6%
STAFFING:					
Regular/Permanent	3.00	4.00	4.00	4.00	0.00
Seasonal/Temporary	0.00	0.00	0.00	0.00	0.00
Total	3.00	4.00	4.00	4.00	0.00

ONGOING OBJECTIVES

1. Coordinate and manage the review of environmental documents for projects that affect District interests, including management and acquisition of parklands and regional trails.
2. Prepare CEQA documentation and GIS mapping, perform natural resource assessments, and manage investigations of cultural resources and hazardous materials for acquisition projects, East Contra Costa County Habitat

Conservation Plan projects, Resource Enhancement Program projects, and grant applications.

3. Manages implementation of the District's Resource Enhancement Program and the East Contra Costa County Habitat Conservation Plan. Coordinates with other District departments, resource agencies, developers, and conservation organizations to develop necessary agreements for protection, acquisition, restoration and management of important habitat areas.
4. Manage GIS data sets, including District boundaries, acquisitions, assessor parcels, easements, license agreements, and regional trail corridors. Expand program capabilities and services by developing new GIS applications. Acquire new hardware, software and data, and attend conferences and training.
5. Provide graphic and GIS services in a timely manner to the Board, District staff, and other agencies and organizations including maps for land acquisitions, parkland boundaries and regional trails. Provide GIS services for specific projects, such as development activities, conservation easements and acquisitions.
6. Coordinate and participate in regional and multi-agency conservation, restoration, recovery and management planning projects and studies.
7. Support efforts to foster direct and open communications District-wide.

2009 OBJECTIVES

1. Manage District implementation of the East Contra Costa County Habitat Conservation Plan (HCP). Specific restoration projects for 2009 include Black Diamond Mines, Byron Vernal Pools and Vasco Caves Regional Preserves. Implementation also includes managing budgets to support staff costs, identification and assessment of properties for acquisition, development of management plans, agreements and endowments, planning, design and construction of habitat improvements, and implementation of long-term management and monitoring of properties.
2. Manage planning, design, permitting, construction, maintenance and monitoring of the Berkeley Meadow Phase III restoration project at Eastshore State Park.
3. Coordinate review of environmental documents and development proposals. This includes developments near Eastshore State Park, Point Pinole Regional Shoreline, Concord Naval Weapons Station, and Black Diamond Mines and Morgan Territory Regional Preserves.

4. Represent the District in several regional planning efforts, including the Eastern Alameda County Conservation Strategy, East Contra Costa County Habitat Conservancy, Bay Area Upland Goals, Bay Area Sub tidal Goals and San Francisco Bay Joint Venture. Develop strategies to acquire and manage open space, and protect wildlife corridors, landscape linkages, scenic corridors and provide for public access.
5. Provide \$6,000 in Resource Enhancement Program funds to support an on-going Community Stewardship Program at the Berkeley Meadow in Eastshore State Park.
6. Provide \$100,000 in Resource Enhancement Program funds for development of a restoration and public access feasibility study for Albany Beach at Eastshore State Park.
7. Provide \$68,000 in Resource Enhancement Program funds for several small restoration, management and research projects at Point Pinole, Hayward, and Martinez Regional Shorelines and Brushy Peak, Morgan Territory, Black Diamond Mines and Vasco Caves Regional Preserves.
8. Obtain \$20,000 in General Funds for the District's share of on-going planning costs for development of the East Alameda County Conservation Strategy.

ROLE

The Interagency Planning Department monitors the planning and land use activities of the numerous other agencies that may affect the District, including cities, counties, special districts, and state agencies. The Department determines whether the District's Vision and Mission Statements may benefit from or be adversely affected by other agencies and advocates District interests accordingly. Interagency Planning seeks to achieve District objectives, resolve planning and land use conflicts, and implement the Master Plan through interagency coordination.

BUDGET SUMMARY

	2006 ACTUAL	2007 ACTUAL	2008 BUDGET	2009 BUDGET	Change
OPERATING BUDGET:					
Personnel Services	\$ 424,152	\$ 430,653	\$ 451,782	\$ 477,319	5.7%
Supplies	1,030	1,307	725	762	5.1%
Services	4,402	25,333	56,086	22,141	-60.5%
Total	\$ 429,584	\$ 457,294	\$ 508,593	\$ 500,222	-1.6%
CAPITAL BUDGET:					
Personnel Services	\$ 8,249	\$ 2,519	\$ 9,117	\$ -	-100.0%
Land, Construction	1,000	19	-	-	0.0%
Total	\$ 9,249	\$ 2,538	\$ 9,117	\$ -	-100.0%
DEPARTMENTS:					
Interagency Planning	\$ 438,833	\$ 459,832	\$ 517,710	\$ 500,222	-3.4%
Total	\$ 438,833	\$ 459,832	\$ 517,710	\$ 500,222	-3.4%
FUNDING SOURCES:					
101 General Fund	\$ 429,584	\$ 457,294	\$ 508,593	\$ 500,222	-1.6%
333 Capital	9,249	2,538	9,117	-	-100.0%
Total	\$ 438,833	\$ 459,832	\$ 517,710	\$ 500,222	-3.4%
STAFFING:					
Regular/Permanent	3.00	3.00	3.00	3.00	0.00
Seasonal/Temporary	0.00	0.00	0.00	0.00	0.00
Total	3.00	3.00	3.00	3.00	0.00

ONGOING OBJECTIVES

1. Monitor and coordinate with federal, state, and local jurisdictions those land use or development project activities that benefit District parklands, regional trails and similar interests. Monitor and seek to resolve planning and land use conflicts with other agency actions that may adversely impact District interests.
2. Assure that outside agencies give high priority to District goals and objectives by advocating District interests when these agencies address long-range planning and land use development. Establish and maintain effective communications with outside agencies that affect District interests.

3. Initiate and promote cooperative long-range planning efforts and partnerships that benefit District interests with cities, counties, special districts, sub-regional planning groups, and other regional agencies.
4. Advocate open space and conservation policies consistent with District goals and objectives as part of East Bay planning and land use jurisdictions' efforts to achieve balanced, sustainable development. Keep current on planning and land use topics, trends, and techniques that affect District interests.
5. Provide professional staff work for acquisition planning and acquisition evaluations.
6. Support opportunities to create Zones of Benefit and other mechanisms for open space maintenance funding.
7. Support efforts to foster direct and open communications District wide.
8. To the extent possible with current resources, prepare "Actions Taken by Other Jurisdictions" for the General Manager's office.

2009 OBJECTIVES

1. To the extent possible with current resources, determine the District's interest in and resolve planning and land use conflicts regarding joint projects, such as Gateway Shoreline Park/Oakland Army Base, Coyote Hills-area land use proposals, Water Emergency Transportation Authority ferry terminal proposals, and other opportunities for additional park, open space, and outdoor recreational uses.
2. Continue to actively support the District's leadership role in regional efforts to promote open space and natural resource protection, to coordinate land use planning, and to enhance outdoor recreation and the quality of life in the East Bay, such as through coordination with the Bay Conservation and Development Commission, the Association of Bay Area Governments, county and city jurisdictions, special districts, and other governmental agencies.
3. Continue to coordinate the initial development and management of Eastshore State Park as a unit of the California State Park System and provide facility management.
4. Continue to coordinate with local cities to enable the cities to develop sports fields near Eastshore State Park.

5. To the extent possible with current resources, continue to advocate District interests in Concord Naval Weapons Station as the Base Reuse Plan is being formulated.
6. Continue to participate in interagency efforts to avoid or minimize the adverse impacts of off-reservation urban casinos on District interests.
7. Continue to use current technology to effectively monitor the land use and development project activities that may benefit or adversely affect District interests.

ROLE

The Land Acquisition Department develops and implements park acquisition strategy and all real property transactions - traditional purchases as well as creative acquisition arrangements. The Department also handles title, escrow, easements, licenses, leases, operational agreements, and subdivision dedications of open space and regional trails. Staff works proactively to secure and maximize alternative sources of funding for acquisition.

BUDGET SUMMARY

	2006 ACTUAL	2007 ACTUAL	2008 BUDGET	2009 BUDGET	Change
OPERATING BUDGET:					
Personnel Services	\$ 562,910	\$ 582,246	\$ 696,999	\$ 721,612	3.5%
Supplies	289	435	1,782	1,872	5.1%
Services	1,469	2,176	6,658	6,991	5.0%
Total	\$ 564,668	\$ 584,857	\$ 705,439	\$ 730,475	3.5%
CAPITAL BUDGET:					
Personnel Services	\$ 150,992	\$ 210,674	\$ 174,197	\$ 180,347	3.5%
Land, Construction	4,992,608	5,206,225	3,282,997	4,660,000	41.9%
Total	\$ 5,143,600	\$ 5,416,899	\$ 3,457,194	\$ 4,840,347	40.0%
DEPARTMENTS:					
Land Acquisition	\$ 5,708,268	\$ 6,001,757	\$ 4,162,633	\$ 5,570,822	33.8%
Total	\$ 5,708,268	\$ 6,001,757	\$ 4,162,633	\$ 5,570,822	33.8%
FUNDING SOURCES:					
101 General Fund	\$ 564,668	\$ 584,857	\$ 705,439	\$ 730,475	3.5%
333 Capital	5,143,463	5,416,899	3,457,194	4,840,347	40.0%
336 OTA Projects	137	-	-	-	0.0%
Total	\$ 5,708,268	\$ 6,001,757	\$ 4,162,633	\$ 5,570,822	33.8%
STAFFING:					
Regular/Permanent	5.78	5.78	6.00	6.00	0.00
Seasonal/Temporary	0.00	0.00	0.00	0.00	0.00
Total	5.78	5.78	6.00	6.00	0.00

ONGOING OBJECTIVES

1. Acquire real property in accordance with the 1997 Master Plan as approved and updated by the Board, and obtain all land rights required for implementing the District's Capital Development and Regional Trails programs.
2. Seek alternative funding and pursue legislative priorities relating to land acquisition and regional trails, as directed by the General Manager.

3. Provide all necessary real estate services to support the development of partnership opportunities for land acquisition and resource enhancement and protection.
4. Support Land Acquisition and Regional Trails Workshops for the Board of Directors, and provide recommendations for the use of remaining Measure AA funds, as well as other funding specified for acquisition.
5. Assist other departments in resolving property rights conflicts relating to District parklands, in accordance with the District's Good Neighbor Policy.
6. Provide prompt, high-quality service to customers both inside and outside the District.
7. Implement internal controls and best practices to maintain the highest standards of fiduciary responsibility and accountability.

2009 OBJECTIVES

1. Recommend acquisition priorities for 2009, being mindful of Board policies, operational impacts, budgetary constraints and expediting Measure AA spend down.
2. Acquire land, as directed, to preserve important habitat and wildlife and trail corridors, create opportunities for outdoor recreation particularly in urban areas, protect scenic viewsheds and improve San Francisco Bay shoreline access.
3. Complete required acquisitions for 2009 grant and construction needs in time to meet all grant deadlines.
4. Support the District's Capital Improvement Program by acquiring land for projects identified in the 2008 Capital Improvement Plan.
5. Provide support for joint acquisitions and partnerships, and work to strengthen interagency relationships.
6. Pursue grant opportunities and work with the Grants Department to submit applications in a timely manner to maximize acquisition funding from other sources.
7. Provide ongoing land acquisition support for habitat preservation through the District's Resource Enhancements Program (REP) and the East Contra Costa Habitat Conservation Plan (ECCHCP).

LAND DIVISION TRAILS DEVELOPMENT PROGRAMS DEPARTMENT

ROLE

The Trails Development Programs Department works with a variety of municipalities, public agencies, trail user groups and citizens to implement the District's 2007 Regional Trails Master Plan and to expand the District's regional trail network. The regional trail network provides non-motorized trail corridors linking together the District's parklands and other facilities. The regional trail network also provides access to open space operated by local communities, residential and commercial neighborhoods, and transportation facilities. The Department also manages the Ivan Dickson Volunteer Trail Maintenance Program, an endowed program providing opportunities for members of the public to participate in the stewardship and maintenance of the District's trails.

BUDGET SUMMARY

	2006 ACTUAL	2007 ACTUAL	2008 BUDGET	2009 BUDGET	Change
OPERATING BUDGET:					
Personnel Services	\$ 369,356	\$ 410,600	\$ 441,239	\$ 439,069	-0.5%
Supplies	5,016	22,047	21,341	20,907	-2.0%
Services	5,419	2,443	5,232	6,994	33.7%
Total	\$ 379,791	\$ 435,091	\$ 467,812	\$ 466,970	-0.2%
CAPITAL BUDGET:					
Personnel Services	\$ 10,834	\$ -	\$ 12,742	\$ 8,348	-34.5%
Services	83,681	43	-	50,000	0.0%
Land, Construction	21,949	49,183	-	-	0.0%
Total	\$ 116,464	\$ 49,226	\$ 12,742	\$ 58,348	357.9%
DEPARTMENTS:					
Trail Acquisition	\$ 496,255	\$ 484,317	\$ 480,554	\$ 525,318	9.3%
Total	\$ 496,255	\$ 484,317	\$ 480,554	\$ 525,318	9.3%
FUNDING SOURCES:					
101 General Fund	\$ 256,033	\$ 324,413	\$ 292,478	\$ 292,767	0.1%
220 Two County LLD	105,910	86,277	140,170	137,712	-1.8%
221 ECCC LLD	3,608	-	-	-	0.0%
222 Five Canyon Zone	487	-	-	-	0.0%
253 Gifts/Dickson	13,753	24,401	35,164	36,491	3.8%
333 Capital	23,921	47,589	4,247	-	-100.0%
336 OTA Projects	92,543	1,637	8,495	58,348	586.9%
Total	\$ 496,255	\$ 484,317	\$ 480,554	\$ 525,318	9.3%
STAFFING:					
Regular/Permanent	3.00	3.00	3.00	3.00	0.00
Seasonal/Temporary	0.00	0.00	0.00	0.00	0.00
Total	3.00	3.00	3.00	3.00	0.00

LAND DIVISION TRAILS DEVELOPMENT PROGRAMS DEPARTMENT

ONGOING OBJECTIVES

1. Implement the updated 2007 Regional Trail Master Plan through the Regional Trails Development Program. Major projects include the Bay Area Ridge Trail, the San Francisco Bay Trail, the Iron Horse Regional Trail, the Delta De Anza Regional Trail, the Great California Delta Trail, the Calaveras Ridge Regional Trail, the Tassajara Creek Trail and the Marsh Creek Regional Trail.
2. Manage the Ivan Dickson Trail Maintenance Program and continue to seek donations to increase principal in the Ivan Dickson Fund. Typical Ivan Dickson projects include California State Trails Day, Earth Day, National Trails Day, National Public Lands Day and other volunteer trail maintenance projects. Train volunteers to maintain trails through trail maintenance workshops. Increase volunteer participation, with particular emphasis on involving youth groups and encourage additional corporate sponsorship.
3. Assist other departments in the design of narrow, natural surface trails within and between parklands.
4. Participate in county-wide bicycle and pedestrian trail planning and other regional trail planning efforts with Metropolitan Transportation Commission (MTC), Alameda County, Contra Costa County and local jurisdictions to incorporate District Master Plan trails in General Plans, Transportation Plans and recreation elements.
5. Assist the Grants Department in pursuing funding opportunities from various sources such as transportation tax measures and other agency bond measures. Support District efforts to augment revenue through tax measures, Zones of Benefit and Landscape & Lighting District (L&LD) funding.
6. Encourage other agencies to assist in new trail construction, maintenance and operational partnerships.
7. Monitor and advise District staff and partner agencies and organizations about county, state, and federal programs that may provide support for trail funding.
8. Represent the District in the inter-agency planning and development of major trail projects within the District, including the Bay Area Ridge Trail, San Francisco Bay Trail, Iron Horse Trail, Delta De Anza Trail, the Marsh Creek Regional Trail, Calaveras Ridge Trail, the Great California Delta Trail and projects in the Murray Township (LARPD) area, such as the Shadow Cliffs to Del Valle and the Brushy Peak to Del Valle trails.
9. Cooperate with other agencies on inter-agency trail projects, feasibility studies, and planning efforts for regional trail corridors. Continue outreach and coordination with various trail-user organizations and public interest groups.

LAND DIVISION TRAILS DEVELOPMENT PROGRAMS DEPARTMENT

10. Review and respond to proposed subdivision maps, development applications and environmental documents that may impact the goals of the District's 2007 Regional Trail Master Plan.

2009 OBJECTIVES

1. Work with the Grants Department to complete grant applications for trail-related projects. Grant programs to be pursued include Coastal Conservancy funds for Bay Area Ridge Trail and San Francisco Bay Trail projects, Metropolitan Transportation Commission (MTC) Regional Bicycle funds and the implementation of the federal Transportation Enhancement Act program.
2. Work with the Design and Land Acquisition Departments to finalize the plans, license agreements, easements and right of way needed connect the Alamo Canal Trail with Pleasanton's Centennial Trail under Interstate 580 and BART.
3. Work with the Design and Land Acquisition Departments to spend down the remaining Measure AA funds.
4. Work to improve access to the urbanized shoreline, via the acquisition and development of San Francisco Bay Trail segments in the communities of San Leandro, Oakland, Albany and Richmond, and along San Pablo Bay. Assist Advanced Planning in monitoring development proposals along the shoreline.
5. Monitor the construction of the new bicycle and pedestrian bridge over Treat Boulevard for the Iron Horse Regional Trail, began construction in late 2008. Contra Costa County Redevelopment is the lead agency, but District oversight will be required.
6. Continue to work to improve access to trails and outdoor recreation opportunities for communities in the District's urban core, via new trail opportunities such as the East Bay Greenway.
7. Continue to work with the Planning and Stewardship Departments to initiate the permitting required to construct a new trail from the Garms property at Pleasanton Ridge to provide improved access to Tehan Falls and the northern portions of the park.
8. Work with Planning and Stewardship to complete the environmental document and plans required for the San Francisco Bay Trail segment through the West County Wastewater District property.
9. Work to complete the segment of Calaveras Ridge Regional Trail through Norris Canyon Estates that is a condition of approval for that development. Assist with the trail planning for the nearby Dublin Hills property.

LAND DIVISION TRAILS DEVELOPMENT PROGRAMS DEPARTMENT

10. Coordinate with the City of Lafayette to ensure that the Calaveras Ridge Regional Trail segment across Burton Ridge from the Olympic Boulevard staging area to Rohrer Drive is included in the currently proposed developments at that location.
11. Continue to expand the number and quality of Ivan Dickson volunteer maintenance projects with the assistance of current park staff.
12. Work with the Land Acquisition Department in acquiring the rights to complete the Ridge Trail in Contra Costa County across the historic Feeder Trail #1.
13. Work with Dublin to extend the Tassajara Creek Trail through Tassajara Creek Regional Park northward to the Contra Costa County line.
14. Work with the South Bay Salt Pond Restoration Project management team and Alameda County to complete the San Francisco Bay Trail from Hayward Shoreline to Coyote Hills.
15. Ensure the incorporation of the Marsh Creek Regional Trail into the General Plan now being prepared for Cowell Ranch in Brentwood, and the adjacent Vineyards development and the Highway 4 Bypass.
16. Begin the planning process required to develop the Great California Delta Trail segment extending from Bay Point Regional Shoreline to downtown Pittsburg.
17. Conduct an interdisciplinary planning study to develop a strategy to significantly expand the number of narrow, multi-use trails within existing and newly-acquired parklands.

Page Intentionally Left Blank

LEGAL DIVISION

The Legal Division budget includes the District Counsel and Risk Management departments.

	2006 ACTUAL	2007 ACTUAL	2008 BUDGET	2009 BUDGET	Change
OPERATING BUDGET:					
Personnel Services	\$ 686,304	\$ 961,861	\$ 1,073,834	\$ 1,110,506	3.4%
Supplies	11,587	11,591	15,472	16,245	5.0%
Services	1,620,902	1,079,255	2,220,289	2,331,304	5.0%
Total	\$ 2,318,793	\$ 2,052,706	\$ 3,309,595	\$ 3,458,055	4.5%
CAPITAL BUDGET:					
Total	\$ -	\$ -	\$ -	\$ -	0.0%
DEPARTMENTS:					
Legal	\$ 2,318,793	\$ 2,052,706	\$ 3,309,595	\$ 3,458,055	4.5%
Total	\$ 2,318,793	\$ 2,052,706	\$ 3,309,595	\$ 3,458,055	4.5%
FUNDING SOURCES:					
101 General Fund	\$ 1,252,996	\$ 1,357,268	\$ 2,131,789	\$ 2,221,358	4.2%
555 General Liability Fund	1,065,797	695,439	1,177,806	1,236,697	5.0%
Total	\$ 2,318,793	\$ 2,052,707	\$ 3,309,595	\$ 3,458,055	4.5%
STAFFING:					
Regular/Permanent	6.00	6.00	6.00	6.00	0.00
Seasonal/Temporary	3.45	3.45	3.45	3.45	0.00
Total	9.45	9.45	9.45	9.45	0.00

LEGAL DIVISION

ROLE

The Legal Division manages District-wide legal, risk, safety, Workers' Compensation, insurance, and unemployment matters. Staff handles all legal issues, contracts, and lawsuits affecting the District; manages all public and employee liability/compensation and property claim issues; supervises the work of the District's third party Workers' Compensation administrator; provides legally mandated employee health and safety compliance; and provides consultation and programs to assist departments in minimizing financial, property, and personnel-related losses.

ONGOING OBJECTIVES

1. Supervise and manage all legal issues that affect the District, including claims, lawsuits, contracts, licenses, and easement agreements. Provide legal advice to staff and Board members.
2. Manage the District's legal, safety, and risk programs to hold to a minimum the number and severity of accidents occurring on District property or involving District employees or the public.
3. Manage the Workers' Compensation and unemployment insurance programs to minimize expenses to the District while ensuring that District employees receive all the benefits to which they are entitled.
4. Procure insurance coverage at the lowest reasonable cost in the areas of public liability, automobile liability, directors and officers insurance, Workers' Compensation excess insurance, health care excess insurance, and any necessary specialty insurance policies.
5. Work with the General Manager to increase direct and open communication between the General Manager and District staff about current projects and strategic directions.

2009 OBJECTIVES

1. Evaluate and revise legal and statutory compliance procedures for Board Operating Guidelines.
2. Provide legal advice and assistance in the development of Fuels Management Environmental Impact Report/Environmental Assessment for the East Bay Hills as part of Measure CC.
3. Provide legal advice and assistance to the General Manager as part of the labor contract negotiations in 2009.
4. Integrate and manage annual insurance compliance for Operations' contractors and District residences into the Risk Management database.

FINANCE & MANAGEMENT SERVICES DIVISION

The Finance and Management Services Division budget includes the Finance, Grants, Information Services, Clerk of the Board, Office Services and Central Stores departments.

	2006 ACTUAL	2007 ACTUAL	2008 BUDGET	2009 BUDGET	Change
OPERATING BUDGET:					
Personnel Services	\$ 3,989,288	\$ 4,456,645	\$ 5,091,203	\$ 5,338,994	4.9%
Supplies	397,145	502,891	506,899	534,396	5.4%
Services	1,389,417	1,448,394	1,973,891	2,140,488	8.4%
Grants to Local Agencies	100,000	0	100,000	100,000	0.0%
Equipment	210,194	201,102	203,996	144,610	-29.1%
Debt Service/Leases	0	20,000	0	0	0.0%
Total	\$ 6,086,044	\$ 6,629,032	\$ 7,875,989	\$ 8,258,488	4.9%
CAPITAL BUDGET:					
Supplies	\$ -	\$ 37	\$ -	\$ -	0.0%
Services	1,082,190	1,827,512	113,750	63,750	-44.0%
Land, Construction	551,856	320,307	422,000	175,000	-58.5%
Debt Service/Leases	0	0	0	0	0.0%
Total	\$ 1,634,046	\$ 2,147,855	\$ 535,750	\$ 238,750	-55.4%
DEPARTMENTS:					
Administration	\$ 1,959,131	\$ 2,861,506	\$ 1,260,564	\$ 1,330,370	5.5%
Finance Department	2,173,124	2,176,830	2,664,148	2,751,438	3.3%
Information Services	1,676,228	1,905,962	2,120,637	2,173,660	2.5%
Office Services	1,911,607	1,832,590	2,366,390	2,241,770	-5.3%
Total	\$ 7,720,090	\$ 8,776,888	\$ 8,411,739	\$ 8,497,238	1.0%
FUNDING SOURCES:					
101 General Fund	\$ 5,938,346	\$ 6,561,273	\$ 7,727,989	\$ 8,108,688	4.9%
220 Two County LLD	18,953	28,544	27,000	28,350	5.0%
221 ECCC LLD	15,199	6,680	9,000	9,450	5.0%
226 Measure CC	113,546	12,536	112,000	112,000	0.0%
255 MLK Jr Program	0	20,000	0	0	0.0%
333 Capital	551,856	320,307	535,750	175,000	-67.3%
336 OTA Projects	1,082,190	1,827,549	0	63,750	0.0%
Total	\$ 7,720,090	\$ 8,776,888	\$ 8,411,739	\$ 8,497,238	1.0%
STAFFING:					
Regular/Permanent	41.23	41.16	41.28	41.28	0.00
Seasonal/Temporary	0.72	0.72	0.72	0.72	0.00
Total	41.95	41.88	42.00	42.00	0.00

FINANCE & MANAGEMENT SERVICES DIVISION

ROLE

The Finance and Management Services Division integrates the current and future interests of District Divisions into a single long-term, forward-looking strategy to ensure the continued success of the District's parkland trust. The Division manages the annual Board Workshops, plans future facility development and operating strategies with the Capital Projects working group, develops long-term revenue and operating models, coordinates future ballot measures, undertakes public polling, works closely with the General Manager to develop, review and present District policies at the Board Committee and Board levels and serves as primary provider of internal support services to other Divisions. The Division coordinates the work of the Finance, Clerk of The Board, Grants Administration, Information Services, and Office Services Departments.

ONGOING OBJECTIVES

1. Manage the District's administrative process including bi-monthly Board Meetings, the annual budget and audit, regular Board and Special elections, the ten-year re-districting processes, bond sales, tax collection reports, capital projects, business and operational planning. Coordinate the District's central support and administrative functions for Clerk of the Board, Information Services, Office Services and Grants Administration to provide efficient, accurate and timely service to all District divisions and the public.
2. Staff and support the annual Board Workshops, prepare policy and background materials for Board Committee and Board consideration, review and edit Board and Committee material submitted from all Divisions; schedule and staff the Livermore Area Recreation and Park Liaison Committee and Capital Projects Working Group.
3. Provide special reports, business analyses, and other direct assistance to the General Manager and Board to support policy development and formal Board actions. Assist with public information, labor relations, and customer service assignments. Respond to formal and informal inquiries, meet with outside agencies, representatives and organizations as needed to further District interests.

2009 OBJECTIVES

1. Coordinate District strategic approaches to long-term growth, budgeting and ballot measures by coordinating a minimum of five Board Workshops on strategic issues to inform and address the Board's interests within funding goals and constraints.
2. Manage the initial implementation of the District's Measure WW bond measure as it was approved by voters in November 2008. This will include creating a cash-flow model and organizing the initial issuance of bonds. Review options for elections in future years to raise revenue for maintenance, acquisition and

FINANCE & MANAGEMENT SERVICES DIVISION

- construction of District facilities through potential Parcel Tax or Benefit Assessment District processes.
3. Update the District's Master Lists of projects to identify program priorities for pavement management, service facility and office replacement, fire fuels management, Americans with Disabilities Act, utilities and other unfunded capital and maintenance projects. Manage the annual process of determining funding priorities within a long-term context.
 4. Schedule, and chair twelve Capital Project Group meetings to coordinate the progress of capital projects; determine future capital and maintenance priorities; establish project accounting and management policies; and identify related operating costs.
 5. Coordinate the Measure CC annual budget, Landscape and Lighting District and tax report preparation process for 2009 and 2010.
 6. Orient, direct and support newly hired management staff in the Finance Department; continue integration of electronic systems into existing District processes to improve function and efficiency.
 7. Work with the General Manager to foster positive and effective communication, work processes and employee relations throughout Management Services and the District.
 8. Work with the General Manager to increase direct and open communication between the General Manager and District staff about current projects and long-term strategies.

MAJOR CHANGES

Personnel Services

Staffing changes from 2009 include:

- The re-integration of the Finance Department into the Division.

FINANCE & MANAGEMENT SERVICES DIVISION ADMINISTRATION

ROLE

Management Services Administration includes the Grants Department, Clerk of the Board and support staff. The Grants Department is the essential link to public agencies to acquire grant funding for the East Bay Regional Park District and to distribute Direct Grant Funds to local agencies. Its mission is to champion grant funding for the District's parklands, projects and programs. The Grants Department networks between federal, state and local government, staff, private organizations and the public. The Department accomplishes its mission through preparation of grant applications, oversight of grant contracts, proper record keeping, accounting and invoicing of grants, fostering quality relationships with granting organizations and distribution of grants from the District to other local agencies.

BUDGET SUMMARY

	2006 ACTUAL	2007 ACTUAL	2008 BUDGET	2009 BUDGET	Change
OPERATING BUDGET:					
Personnel Services	\$ 710,706	\$ 939,046	\$ 1,032,259	\$ 1,095,650	6.1%
Supplies	6,197	8,400	9,921	10,416	5.0%
Services	41,358	66,549	118,384	124,304	5.0%
Grants to Local Agencies	100,000	-	100,000	100,000	0.0%
Equipment	-	-	-	-	0.0%
Debt Service/Leases	-	20,000	-	-	0.0%
Total	\$ 858,261	\$ 1,033,994	\$ 1,260,564	\$ 1,330,370	5.5%
CAPITAL BUDGET:					
Personnel Services	\$ -	\$ -	\$ -	\$ -	0.0%
Services	1,082,190	1,827,512	-	-	0.0%
Land, Construction	18,680	-	-	-	0.0%
Total	\$ 1,100,870	\$ 1,827,512	\$ -	\$ -	0.0%
DEPARTMENTS:					
Administration	\$ 1,959,131	\$ 2,861,506	\$ 1,260,564	\$ 1,230,370	-2.4%
Total	\$ 1,959,131	\$ 2,861,506	\$ 1,260,564	\$ 1,230,370	-2.4%
FUNDING SOURCES:					
101 General Fund	\$ 758,261	\$ 1,013,994	\$ 1,160,564	\$ 1,230,370	6.0%
226 Measure CC	100,000	-	100,000	100,000	0.0%
255 MLK Jr Program	-	20,000	-	-	0.0%
333 Capital	18,680	-	-	-	0.0%
336 OTA Projects	1,082,190	1,827,512	-	-	0.0%
Total	\$ 1,959,131	\$ 2,861,506	\$ 1,260,564	\$ 1,330,370	5.5%
STAFFING:					
Regular/Permanent	6.00	6.00	7.00	7.00	0.00
Seasonal/Temporary	0.00	0.00	0.00	0.00	0.00
Total	6.00	6.00	7.00	7.00	0.00

DEPARTMENT SPECIFIC OBJECTIVES

Grants Department

1. Oversee the District's grant contracts to ensure timely completion of projects and invoicing for reimbursement of project expenses and to meet grant contract and audit requirements for federal, state and locally funded grant sources. Grants staff will administer grants through consistent review of schedules and reports, maintain accurate project expenditures and receivables account information and documentation, and preserve proof of inspection and project acceptance by the granting agencies.
2. Develop and identify funding opportunities for the District. Monitor and review legislation. Promote the District's mission and ability to deliver projects to organizations relevant in the development and administration of grant programs. Search and research grant opportunities in current legislation and annual grant programs. Work closely with staff, granting agencies, local agencies and private stakeholders to formulate competitive projects, write grant applications, implement projects, and process financial documentation.
3. Provide grants to other organizations. This includes the AA Bond Local Grant Program, which gives District AA Bond funds to local cities, Measure CC disbursements to the Oakland Zoo, and the "pass-through" of grants to other organizations in support of the District's mission.
4. Prepare applications and execute contracts for all federal, state and local grant opportunities, including federal members' requests, state propositions, local programs and other sources.

2009 OBJECTIVES

1. Receive grant funds and continue grant applications for State Parks block grant programs:
 - a. Complete and close out grant funding from Proposition 12 Roberti-Z'berg-Harris program. Final completion of projects due to the State March 31, 2009.
 - b. Of the original \$6,356,204 awarded to the District in 2002, submit \$500,000 in Proposition 40 Per Capita project applications. Final completion of projects due to the State March 31, 2011.
 - c. Of the original \$4,515,460 awarded to the District in 2002, submit \$500,000 in Prop 40 Roberti-Z'berg-Harris project applications. Final completion of projects due to the State March 31, 2011.
2. Implement Measure WW Local Grant Program to disburse \$125,000,000 in bond funding to local agencies. Hold workshops and engage the affected agencies to determine final allocation amount for each agency, develop grant guidelines for the program, and seek approval of these guidelines from the District's Board of Directors. Obtain estimate of bond funding needed by local agencies and assist in determining the District's bond funding requirements for the 2009 and 2010 fiscal years. Incorporate the existing \$241,244.95 from the 1988 Local Grant Program into the new program in order to facilitate close out of the 1988 program.

FINANCE & MANAGEMENT SERVICES DIVISION ADMINISTRATION

3. Monitor and review legislation for Proposition 84 grant funding. Prepare \$6 to \$10 million in grant applications for available Proposition 84 grant programs. It is anticipated that grant programs for Urban Parks, Nature Centers and Sustainability will be available from State Parks in 2009.
4. Work with the City of Berkeley to identify grant funding opportunities to complete the Tom Bates Regional Sports Complex and adjacent shoreline promenade. The Grants Department will assist by researching grant opportunities, formulating project elements, writing grant applications and passing through grant funds if needed.
5. With assistance from the District's Legislative Analyst, work with Board Members, the City of Alameda and elected officials to secure grant funding from the California Department of Boating & Waterways and the California Coastal Conservancy to furnish 60,000 yards of beach sand needed to restore Crown Beach.
6. Close out and complete all projects funded by the Federal Emergency Management Agency (FEMA) from the 2006 New Year's storms. Of the initial 52 projects identified for repair by FEMA, the District has twelve uncompleted projects. The Grants Department will work to resolve project under appeal with FEMA, process FEMA paperwork and coordinate repairs with Design, Construction, Land Stewardship and Operations Departments.

ROLE

The Finance Department works as a partner to ensure the continued fiscal health of the District. This is accomplished by our commitment to following best practices in budgeting, accounting and auditing standards. Our task is the accurate and timely processing, recording and reporting of the financial transactions of the District. Additionally, implementation of sound fiscal policies and strategic planning, are key for long-term fiscal health.

Specific services provided by the Finance Department include: payroll, accounts payable, general ledger, internal audit, annual budget preparation, and annual audit and financial statement preparation. The division is responsible for the District’s debt management, cash management, and investment management. Departmental staff maintain all financial records, monitor District budget, prepare financial projections, file required reports with other agencies, and provide financial planning support to the General Manager.

BUDGET SUMMARY

	2006 ACTUAL	2007 ACTUAL	2008 BUDGET	2009 BUDGET	Change
OPERATING BUDGET:					
Personnel Services	1,886,341	1,955,983	2,209,715	2,277,009	3.0%
Supplies	19,243	32,372	27,188	30,699	12.9%
Services	199,840	145,938	382,695	401,230	4.8%
Equipment	67,700	42,500	44,550	42,500	-4.6%
Total	2,173,124	2,176,793	2,664,148	2,751,438	3.3%
CAPITAL BUDGET:					
Personnel Services	-	-	-	-	0.0%
Supplies		37	-	-	0.0%
Total	\$ -	\$ 37	\$ -	\$ -	0.0%
DEPARTMENTS:					
Finance	2,173,124	2,176,830	2,664,148	2,751,438	3.3%
Total	\$ 2,173,124	\$ 2,176,830	\$ 2,664,148	\$ 2,751,438	3.3%
FUNDING SOURCES:					
101 General Fund	2,125,426	2,129,034	2,616,148	2,701,638	3.3%
220 Two County LLD	18,953	28,544	27,000	28,350	5.0%
221 ECCC LLD	15,199	6,680	9,000	9,450	5.0%
226 Measure CC	13,546	12,536	12,000	12,000	0.0%
336 OTA Projects	-	37	-	-	0.0%
Total	2,173,124	2,176,830	2,664,148	2,751,438	3.3%
STAFFING:					
Regular/Permanent	18.23	18.16	18.28	18.28	0.00
Seasonal/Temporary	0.00	0.00	0.00	0.00	0.00
Total	0.00	0.00	0.00	0.00	0.00

ONGOING OBJECTIVES

1. Provide accurate financial information, including interim and annual financial reports to the District’s Board and Management. Provide solid financial

- management, including long range strategic planning, to the District's Board and Management.
2. Process, record and report all financial transactions of the District in a timely and accurate manner.
 3. Maintain the District's financial and accounting records, including accounts payable, accounts receivable, payroll, general ledger, cash, investments, debt related documents and fixed assets.
 4. Establish required elements for a comprehensive framework of internal control for the District. This includes: promoting a favorable control environment, continually assessing risk, designing, implementing and evaluating effectiveness of control policies and procedures, clear communication with District staff, and continual monitoring of effectiveness of controls to ensure the safeguarding of the District's assets and the reliability of our financial records,
 5. Provide responsive customer service to our internal and external customers.
 3. Coordinate and prepare the District's annual budget. This includes: establishing the budget calendar, providing the budget instructions, compiling the preliminary budget information for review and consideration by the Board Finance Committee and the Board of Directors. The approved budget information is compiled into the final budget document, which is processed, printed and distributed.
 7. Conduct annual financial and operational audits of the District. This includes the assessment of risk, development of the internal audit work plan, review of procedures, testing of controls, conclusion about effectiveness, recommendations to strength controls, and, and re-evaluation to ensure that the recommendations implemented enhance the District's internal controls and efficiencies.
 8. Provide budget and accounting support for special assessment districts, Measure AA and WW bonds and Measure CC parcel tax.
 9. Administer the accounting function and budgetary support for the District's Capital Improvement Program.
 10. Provide staff support to the Board Finance Committee, including meeting logistics, agenda, material preparation, and meeting minutes.
 11. Provide financial consulting services to District management, including assistance with analyzing business plans, cost versus benefit, measuring operational efficiency and developing financing plans for District initiatives.

12. Maintain the District's major equipment financing schedules and update for current replacement values, new assets and projected replacement life.
13. Work with the General Manager to increase direct and open communication between the General Manager and District staff about projects, strategy, and future directions.

2009 OBJECTIVES

1. Begin the implementation of the Division's business process improvement recommendations provided by the 2007 consultants' studies.
2. Continue training sessions for District personnel on accounting procedures, budget report preparation, and financial software (IFAS) reports.
3. Increase Division efficiency by expanding the use of automated processes, specifically for purchase cards and time cards.
4. Issue a Request for Proposal for audit services.
5. Revise District Capital Asset Policy with the updated capital asset definition for structures and improvements. Develop procedures for capturing all required costs in the capital fund. Obtain Board approval for revised Capital Asset Policy and to write off assets no longer meeting the capital asset definition.
6. Conduct review of 2010 Special Funds budget requirements with operating departments.
7. Begin implementation of financial software (IFAS) upgrades through testing of product.
8. Evaluate Internal Audit software, Audit Command Language (ACL), used for data extraction and continuous monitoring.
9. Implement and manage new Measure WW capital bond fund and program, including Local Grants.
10. Maintain ongoing operations while orienting and integrating new staff members into the Department.
11. Begin evaluation and update of District's Financial Policies and Procedure Guide.
12. Review investment and banking services and costs.
13. Submit District's 2009 budget document and the District's 2008 CAFR to the GFOA for consideration in their Award for Excellence programs

ROLE

The Information Services Department maintains, updates, manages and monitors the District's information systems network infrastructure and enterprise applications. Services include maintaining and supporting the computer network infrastructure, telecommunications infrastructure, personal computers, printers, communications equipment and a variety of application environments serving all Divisions of the District.

BUDGET SUMMARY

	2006 ACTUAL	2007 ACTUAL	2008 BUDGET	2009 BUDGET	Change
OPERATING BUDGET:					
Personnel Services	\$ 533,320	\$ 699,271	\$ 918,640	\$ 951,598	3.6%
Supplies	165,140	196,248	211,566	222,146	5.0%
Services	498,755	630,960	595,817	709,859	19.1%
Equipment	71,094	68,460	48,864	51,307	5.0%
Total	\$ 1,268,309	\$ 1,594,939	\$ 1,774,887	\$ 1,934,910	9.0%
CAPITAL BUDGET:					
Personnel Services	\$ -	\$ -	\$ -	\$ -	0.0%
Services	-	-	113,750	63,750	-44.0%
Land, Construction	407,919	311,023	232,000	175,000	-24.6%
Total	\$ 407,919	\$ 311,023	\$ 345,750	\$ 238,750	-30.9%
DEPARTMENTS:					
Information Services	\$ 1,676,228	\$ 1,905,962	\$ 2,120,637	\$ 2,173,660	2.5%
Total	\$ 1,676,228	\$ 1,905,962	\$ 2,120,637	\$ 2,173,660	2.5%
FUNDING SOURCES:					
101 General Fund	\$ 1,268,309	\$ 1,594,939	\$ 1,774,887	\$ 1,934,910	9.0%
333 Capital	407,919	311,023	345,750	175,000	-49.4%
Total	\$ 1,676,228	\$ 1,905,962	\$ 2,120,637	\$ 2,173,660	2.5%
STAFFING:					
Regular/Permanent	6.00	6.00	7.00	7.00	0.00
Seasonal/Temporary	0.00	0.00	0.00	0.00	0.00
Total	6.00	6.00	7.00	7.00	0.00

ONGOING OBJECTIVES

1. Provide technical information and guidance to ensure that all Information Technology (IT) projects are consistent with the principles and standards defined by the IT Strategic Planning process.
2. Chair IT Steering Committee, IT Business Process Team and Desktop Standards Users Group meetings as necessary during the year to maintain focus on IT Strategic Goals and develop consensus about IT directions and solutions.

Review IT Budget proposals to establish system compatibility and District priorities for funding.

3. Identify and promote new information systems or enhancements to existing systems that will address the changing dynamics of the District, improve staff productivity and help the District achieve its strategic objectives.
4. Keep the District's technical solutions current with industry standards to ensure viability, using available support, maintenance and training resources.
5. Support efforts to foster direct and open communications District-wide.

2009 OBJECTIVES

1. Continue the District's three-year lifecycle replacement program for desktop computer/peripheral equipment by acquiring 120 new computers and related components in 2009 to ensure that equipment supplied to employees is technically current, standardized, and suitable for performing required District functions.
2. Manage the Network Infrastructure Replacement Program, similar to the Desktop Replacement Program, to keep the District's network infrastructure reliable and technically current. This program reviews, replaces, and/or updates with new technologies network servers, network operating systems, e-mail, routers, switches, printers and remote communications equipment.
3. Continue review and updating of the District's voice network which was recently assigned to the IS Department. Identify and undertake service improvements, provide standard reporting to staff, monitor the new service provider selected in 2006 and integrate, where possible, the District's voice and data networks.
4. Complete the renovation of telephone services District-wide by upgrading switching equipment at all park locations, acquiring and installing handsets, and contracting for software and vendor services to support this function.
5. Undertake continuing program improvements including the following:
 - a. Assist the Finance Division's deployment of Bi-Tech's Web-based access to financial information, and expand distributed processing functions and imaging technology to external departments.
 - b. Support, with new programming staff, the production, updating, and managing of custom reports.

- c. Facilitate full use of the District's Bi-Tech financial reporting system, as well as the Spillman Public Safety automated dispatch and records system.

FINANCE & MANAGEMENT SERVICES DIVISION OFFICE SERVICES

ROLE

The Office Services Department provides oversight to the District's Administration Building facility, the Richard C. Trudeau Training Center and the District's Central Stores function. The services at the Administration Building include reprographics, U.S. Postal Service and interoffice mail, switchboard and reception, building maintenance and administration of the pool vehicle program. Management of outside services includes energy and utility contracts, janitorial and landscaping services and record storage. Central Stores provides centralized purchasing, delivery services and hazardous waste disposal for the District.

BUDGET SUMMARY

	2006 ACTUAL	2007 ACTUAL	2008 BUDGET	2009 BUDGET	Change
OPERATING BUDGET:					
Personnel Services	\$ 858,921	\$ 862,346	\$ 930,589	\$ 1,014,737	9.0%
Supplies	206,565	265,872	258,224	271,135	5.0%
Services	649,464	604,947	876,995	905,095	3.2%
Equipment	71,400	90,141	110,582	50,803	-54.1%
Total	\$ 1,786,350	\$ 1,823,306	\$ 2,176,390	\$ 2,241,770	3.0%
CAPITAL BUDGET:					
Land, Construction	\$ 125,257	\$ 9,284	\$ 190,000	\$ -	-100.0%
Total	\$ 125,257	\$ 9,284	\$ 190,000	\$ -	-100.0%
DEPARTMENTS:					
Office Services	\$ 1,911,607	\$ 1,832,590	\$ 2,366,390	\$ 2,241,770	-5.3%
Total	\$ 1,911,607	\$ 1,832,590	\$ 2,366,390	\$ 2,241,770	-5.3%
FUNDING SOURCES:					
101 General Fund	\$ 1,786,350	\$ 1,823,306	\$ 2,176,390	\$ 2,241,770	3.0%
333 Capital	125,257	9,284	190,000	-	-100.0%
Total	\$ 1,911,607	\$ 1,832,590	\$ 2,366,390	\$ 2,241,770	-5.3%
STAFFING:					
Regular/Permanent	9.00	9.00	9.00	9.00	0.00
Seasonal/Temporary	0.72	0.72	0.72	0.72	0.00
Total	9.72	9.72	9.72	9.72	0.00

ONGOING OBJECTIVES

1. Maintain and operate the District's Administration Building and the Richard C. Trudeau Training Center in a safe and secure manner for the benefit and use of the public and staff.
2. Monitor the usage patterns, provide reports as needed, review and develop maintenance requirements and identify facilities issues providing short-term and long-term solutions to meet the District's current and future needs at the Richard C. Trudeau Center.

FINANCE & MANAGEMENT SERVICES DIVISION OFFICE SERVICES

3. Monitor, maintain and update the District's Administration Building to meet the District's current and future needs.
4. Provide quality reprographics, U.S. Postal Service and interoffice mail, switchboard and reception, building maintenance and administration of the pool vehicles program for the District, and monitor the effectiveness of these services.
5. Chair the staff Central Stores User Advisory Committee to determine appropriate products and maintain inventory levels for the Central Stores warehouse and provide quality delivery services.
6. Oversee the District's hazardous waste Contract for Services agreements for District generated waste in parks, corporation yards and other facilities, and oversee the Central Stores hazardous waste disposal procedures for parks, corporation yards and other facilities.
7. Coordinate with Information Services updates for the District's 888-EBPARKS toll free number requested by Parks and other District needs.
8. Coordinate the District's recycling, reuse, reduction, green purchasing and energy conservation efforts, and monitor their effectiveness at the Administration Building, Richard C. Trudeau Training Center and the Central Stores warehouse.
9. Review and implement recommendations from the 2004 ADA Compliance Study that apply to the Administration Building and the Richard C. Trudeau Training Center as funding is appropriated for this purpose.
10. Participate in strategic planning teams and support strategic planning objectives that are related to the work of the department.
11. Support efforts to foster direct and open communications District-wide.

2009 OBJECTIVES

1. Continue with the implementation of the District's Environmentally Preferable Purchasing guidelines (EPP) at Central Stores by increasing the percentage of recycled content products in the inventory by 5 to 7 percent.
2. Evaluate the District needs for long term office space planning and develop options for implementation.
3. Oversee and coordinate the reconfiguration of the Administration Building's Board Room.

OPERATIONS DIVISION

	2006 ACTUAL	2007 ACTUAL	2008 BUDGET	2009 BUDGET	Change
OPERATING BUDGET:					
Personnel Services	\$ 33,295,882	\$ 35,581,912	\$ 40,759,076	\$ 42,951,012	5.4%
Supplies	3,660,705	4,063,111	4,458,828	4,648,351	4.3%
Services	5,033,968	5,685,773	6,355,490	6,623,426	4.2%
Equipment	1,246,701	1,225,624	2,390,027	2,261,205	-5.4%
Total	\$ 43,237,256	\$ 46,556,420	\$ 53,963,421	\$ 56,483,994	4.7%
CAPITAL BUDGET:					
Personnel Services	\$ 268,977	\$ 528,202	\$ 309,739	\$ 854,637	175.9%
Supplies	362,638	267,520	-	\$ 62,000	0.0%
Services	178,196	886,306	354,497	\$ 1,327,160	274.4%
Election Costs	-	-	-	-	0.0%
Grants to Local Agencies	-	-	-	-	0.0%
Land, Construction	503,488	783,291	737,688	\$ 170,000	-77.0%
Total	\$ 1,313,299	\$ 2,465,320	\$ 1,401,924	\$ 2,413,797	72.2%
DEPARTMENTS:					
Administration	\$ 702,914	\$ 759,420	\$ 868,287	\$ 1,208,456	39.2%
Park Operations	25,418,625	27,476,642	30,980,474	32,051,933	3.5%
Interpretive & Recreation	7,763,435	8,247,032	9,445,707	10,241,540	8.4%
Maintenance & Trades	10,665,581	12,538,645	14,070,877	15,395,862	9.4%
Total	\$ 44,550,555	\$ 49,021,739	\$ 55,365,345	\$ 58,897,791	6.4%
FUNDING SOURCES:					
101 General Fund	\$ 38,383,354	\$ 41,111,822	\$ 47,043,305	\$ 48,553,358	3.2%
220 Two County LLD	4,183,469	4,688,321	5,261,311	5,698,803	8.3%
221 ECCC LLD	323,022	397,277	616,652	669,442	8.6%
222 Five Canyon Zone	58,937	17,921	44,050	47,426	7.7%
223 Dublin Hills Zone	13,462	4,085	26,756	7,910	-70.4%
224 Walpert Ridge Zone	3,150	-	77,900	81,795	5.0%
225 San Ramon Hills Zone	569	-	12,426	12,890	3.7%
226 Measure CC	258,678	324,545	823,017	728,422	-11.5%
227 Stone Valley Zone	4,200	-	5,100	5,265	3.2%
228 Gateway Valley Zone	-	4,200	19,500	20,255	3.9%
253 Gifts/Dickson	7,425	5,948	-	22,000	0.0%
333 Capital	651,985	1,176,685	850,000	170,000	-80.0%
336 OTA Projects	661,314	1,288,634	551,924	2,243,797	306.5%
402 Eastshore State Park	990	2,302	33,404	36,428	9.1%
554 Equip Replacement	-	-	-	600,000	0.0%
Total	\$ 44,550,555	\$ 49,021,739	\$ 55,365,345	\$ 58,897,791	6.4%
STAFFING:					
Regular/Permanent	360.53	363.37	378.42	385.75	7.34
Seasonal/Temporary	38.36	38.46	40.16	41.98	1.82
Total	398.89	401.83	418.58	427.728	9.15

OPERATIONS DIVISION

ADMINISTRATION UNIT

ROLE

The Operations Division Administration provides executive level management and administrative support to the Division's three large departments (Park Operations, Interpretive and Recreation Services, and Maintenance and Skilled Trades) and the Board Operations Committee. Operations Administration negotiates operating agreements with other agencies, and prepares agendas and manages numerous regularly scheduled intra- and inter-division meetings to ensure coordination of inter-related park operation, stewardship, planning and construction projects and activities. In addition, Division Administration manages regular liaison meetings with several cities and special districts to ensure inter-agency coordination.

BUDGET SUMMARY

	2006 ACTUAL	2007 ACTUAL	2008 BUDGET	2009 BUDGET	Change
OPERATING BUDGET:					
Personnel Services	\$ 653,275	\$ 719,110	\$ 821,210	\$ 1,104,596	34.5%
Supplies	11,893	1,915	1,989	20,375	924.4%
Services	31,571	38,395	45,088	67,341	49.4%
Equipment	-	-	-	16,144	0.0%
Total	\$ 696,739	\$ 759,420	\$ 868,287	\$ 1,208,456	39.2%
CAPITAL BUDGET:					
Land, Construction	\$ 6,175	\$ -	\$ -	\$ -	0.0%
Total	\$ 6,175	\$ -	\$ -	\$ -	0.0%
DEPARTMENTS:					
Administration	\$ 702,914	\$ 759,420	\$ 868,287	\$ 1,208,456	39.2%
Total	\$ 702,914	\$ 759,420	\$ 868,287	\$ 1,208,456	39.2%
FUNDING SOURCES:					
101 General Fund	\$ 696,739	\$ 759,420	\$ 868,287	\$ 1,208,456	39.2%
336 OTA Projects	6,175	-	-	-	0.0%
Total	\$ 702,914	\$ 759,420	\$ 868,287	\$ 1,208,456	39.2%
STAFFING:					
Regular/Permanent	6.00	6.00	6.50	8.00	1.50
Seasonal/Temporary	0.00	0.00	0.00	0.00	0.00
Total	6.00	6.00	6.50	8.00	1.50

ONGOING OBJECTIVES

1. Manage the Operations Division's diverse programs and activities to meet ongoing and annual operational and financial objectives. Explore and implement strategies and activities that improve the overall operation of the Division.
2. Develop and manage division-wide operating and capital budgets, monitor expenditures and revenues, and manage discretionary funds to maximize Division productivity.

3. Plan and conduct several series of regular intra and inter-division staff meetings to ensure timely communications, manage the affairs of the Division, and coordinate projects and activities with other divisions.
4. Provide executive level leadership and administrative support for the Board Operations Committee and various interagency liaison committees. Schedule and staff meetings, prepare Board Committee agendas and packets.
5. Plan and conduct regular liaison meetings with public agencies and non-profit organizations, including the Alameda County and Contra Costa Water Districts, San Francisco Public Utilities Commission, the cities of Fremont and Martinez, Camp Arroyo Partners, and Alameda County Children's Memorial.
6. Prepare and present Board Meeting agenda items, staff reports, and presentations.
7. Manage fee waivers, the commemorative bench program, metal detector permits, and other special use requests.
8. Work with the General Manager to increase direct and open communication between the General Manager and District staff about projects, strategy, and future directions.
9. Continue regular inspection tours of parks and facilities by the AGM and Chiefs to provide park staff with feedback on the operations and maintenance assess conditions.
10. Plan and conduct regular Board Field Trips. Actively support and assist in the staffing of Park Advisory Committee meetings, Safety Fair, and community events.

2009 OBJECTIVES

1. Work with other departments to develop District-wide strategies to improve fuel efficiency of the District's fleet vehicles.
2. Assist Human Resources with the development and presentation of technical, supervisory, and management skill training opportunities as a critical element of succession planning.
3. Work with Finance and other divisions to improve the budget preparation process to address special needs of the Operations Division.

OPERATIONS DIVISION

ADMINISTRATION UNIT

4. Address office space needs for various units within the division. Develop strategies for better use of existing floor space to meet staff workspace and storage needs.
5. Increase customer service by implementing opportunities for administrative staff to cross-train and better serve District-wide needs.
6. Review entry and interpretive signage, and set priorities for existing work request.
7. Implement Board approved revisions to the District's security residence program.
8. Evaluate unit filing and storage capacity, and initiate development of an information management system to catalog, file, archive, and retrieve both electronic and hardcopy Operations historical records and files for better compliance with District retention policy.

DEPARTMENT SPECIFIC OBJECTIVES

Revenue Unit

The Revenue Unit provides the necessary link between the District's concessions, special use agreements, communication site leases, contracts for services, residence agreements, and the Park Operations and Finance Departments. The unit prepares requests for proposals, reviews proposals, selects operators, and negotiates new agreements with service providers and concessionaires. These agreements, as well as renewal agreements, are reviewed by the Board Operations Committee and submitted for approval to the Board of Directors. This unit works closely with Operations Division staff to provide support and training for park-based fee collection and customer service activities as well as budget preparation and analysis support. The unit also works with other departments to provide excellent public use facilities within the District.

ONGOING OBJECTIVES

1. Oversee agreements/leases for concessionaires, special use operators, communication sites, contracts for services, and residence agreements to insure compliance with the terms and conditions of their agreements.
2. Insure high levels of customer satisfaction through the skilled management of facilities and services.
3. Initiate and manage the Request for Proposals (RFP's) process. Utilize staff committees to review proposals and recommend new operators to the Board Operations Committee.

4. Thoroughly analyze and formulate staff recommendations on all revenue-generating proposals that will enhance public service at District facilities. Coordinate the review process with Unit Managers and Park Supervisors who are directly affected by proposed services.
5. Support efforts to foster direct and open communications District-wide. Work cohesively with all District departments on District-wide projects, particularly business plans, park plans, and contracts for services.

2009 OBJECTIVES

1. Initiate requests for proposal, conduct the staff committee review process, and recommend operators for the following facilities:
 - Contra Loma Food Service Concession
 - Tilden Pony Ride and the Anthony Chabot Equestrian Center
 - Ardenwood Reservable Picnic and Wedding Concession
 - Las Trampas Stables
 - Lake Anza Food Service Concession
2. Review, evaluate, negotiate, and process at least six residence agreements, one concessionaire agreement, five special use agreements and two communication licenses.
3. Update the Department's Revenue Manual and Concessions Manual to reflect changes in professional standards, regulatory provisions, and statutory law.
4. Coordinate with Finance Department to maintain current and accurate compliance of concessionaire revenue to the District.
5. Support District staff through annual training of District fee's and charges, revenue collection, reporting, and processing methods to ensure accurate and compliant record keeping, and high levels of efficiency and effectiveness.
6. Update unit desk manuals for consistency and coherency to support cross-training of daily and special project tasks.
7. Work with Maintenance Department to coordinate work request process to streamline resident program timeline and concessionaire facility improvements.
8. Improve and upgrade contract documents for consistency with new laws and practices.
9. Implement the use of ACCESS software to monitor the scheduling and tracking of agreements and contracts and related financial data.

**OPERATIONS DIVISION-
PARK OPERATIONS**

ADMINISTRATION UNIT

	2006 ACTUAL	2007 ACTUAL	2008 BUDGET	2009 BUDGET	Change
OPERATING BUDGET:					
Personnel Services	\$ 20,653,021	\$ 22,356,082	\$ 24,980,328	\$ 25,424,843	1.8%
Supplies	1,545,376	1,669,208	2,032,235	2,058,496	1.3%
Services	2,715,209	2,874,518	3,479,082	3,543,999	1.9%
Equipment	390,113	168,684	488,829	225,225	-53.9%
Total	\$ 25,303,719	\$ 27,068,492	\$ 30,980,474	\$ 31,252,563	0.9%
CAPITAL BUDGET:					
Personnel Services	\$ 32,069	\$ 20,907	\$ -	\$ 560,130	0.0%
Supplies	6,025	123,642	-	62,000	0.0%
Services	32,950	64,864	-	107,240	0.0%
Land, Construction	43,862	198,737	-	70,000	0.0%
Total	\$ 114,906	\$ 408,150	\$ -	\$ 799,370	0.0%
UNITS:					
Administration	\$ 519,263	\$ 624,747	\$ 731,930	\$ 1,219,142	66.6%
Interpretive Parklands	3,802,811	4,023,323	4,554,228	4,785,937	5.1%
Lakes	5,437,375	5,697,603	6,224,830	5,397,229	-13.3%
Mining Operations	508,961	451,879	620,694	646,754	4.2%
Parkland	4,266,490	4,516,442	4,881,721	5,132,569	5.1%
Recreation Areas	2,777,591	3,354,020	3,715,380	5,308,925	42.9%
Regional Trails	2,314,207	2,396,137	2,879,434	2,994,735	4.0%
Revenue	847,732	812,226	937,254	-	-100.0%
Shoreline	4,944,195	5,600,265	6,435,003	6,566,642	2.0%
Total	\$ 25,418,625	\$ 27,476,642	\$ 30,980,474	\$ 32,051,933	3.5%
FUNDING SOURCES:					
101 General Fund	\$ 20,988,343	\$ 22,394,149	\$ 25,153,815	\$ 25,177,510	0.1%
220 Two County LLD	3,739,447	4,035,659	4,521,411	4,826,227	6.7%
221 ECCC LLD	322,229	381,301	580,261	615,771	6.1%
222 Five Canyon Zone	58,937	17,921	44,050	47,426	7.7%
223 Dublin Hills Zone	13,462	4,085	26,756	7,910	-70.4%
224 Walpert Ridge Zone	3,150	-	77,900	81,795	5.0%
225 San Ramon Hills Zone	569	-	12,426	12,890	3.7%
226 Measure CC	164,967	222,928	505,851	399,086	-21.1%
227 Stone Valley Zone	4,200	-	5,100	5,265	3.2%
228 Gateway Valley Zone	-	4,200	19,500	20,255	3.9%
253 Gifts/Dickson	7,425	5,948	-	22,000	0.0%
333 Capital	64,659	202,358	-	70,000	0.0%
336 OTA Projects	50,247	205,791	-	729,370	0.0%
402 Eastshore State Park	990	2,302	33,404	36,428	9.1%
Total	\$ 25,418,625	\$ 27,476,642	\$ 30,980,474	\$ 32,051,933	3.5%
STAFFING:					
Regular/Permanent	229.54	230.89	232.99	237.52	4.54
Seasonal/Temporary	23.45	23.55	25.25	25.56	0.31
Total	252.9860	254.4360	258.2350	263.0850	4.85

**OPERATIONS DIVISION-
PARK OPERATIONS**

ADMINISTRATION UNIT

ROLE

The Park Operations Department consists of permanent and seasonal employees stationed at 39 work locations managing approximately 97,000 acres of parklands and 1,100 miles of public trails. Park Operations provides a wide variety of safe, high quality park and recreational opportunities for over 14 million visitors annually at 66 park sites and 29 regional trails. These include swimming, fishing, hiking, biking, horseback riding, boating, and family and large group picnicking and camping. The department manages public use of parks, collects park user fees at numerous sites, controls opening and closures of all facilities, performs routine maintenance of grounds and buildings, and provides emergency response staff to support police and fire emergencies. The department performs basic natural resource management activities such as vegetation management, soil conservation and protection of plant and animal species. It is the department's goal to preserve our precious heritage of parks and trails while providing an exceptional outdoor experience for the public.

BUDGET SUMMARY

	2006 ACTUAL	2007 ACTUAL	2008 BUDGET	2009 BUDGET	Change
OPERATING BUDGET:					
Personnel Services	\$ 116,973	\$ 223,274	\$ 234,408	\$ 251,471	7.3%
Supplies	87,869	66,029	145,471	174,745	20.1%
Services	271,448	256,359	352,051	369,655	5.0%
Equipment	30,462	21,860	-	-	0.0%
Total	\$ 506,752	\$ 567,522	\$ 731,930	\$ 795,871	8.7%
CAPITAL BUDGET:					
Personnel Services	\$ -	\$ -	\$ -	\$ 402,271	0.0%
Supplies	2,761	56,251	-	12,000	0.0%
Services	9,750	974	-	9,000	0.0%
Total	\$ 12,511	\$ 57,225	\$ -	\$ 423,271	0.0%
UNIT:					
Administration	\$ 519,263	\$ 624,747	\$ 731,930	\$ 1,219,142	66.6%
Total	\$ 519,263	\$ 624,747	\$ 731,930	\$ 1,219,142	66.6%
FUNDING SOURCES:					
101 General Fund	\$ 499,151	\$ 561,574	\$ 731,930	\$ 773,871	5.7%
220 Two County LLD	176	-	-	-	0.0%
253 Gifts/Dickson	7,425	5,948	-	22,000	0.0%
336 OTA Projects	12,511	57,225	-	423,271	0.0%
Total	\$ 519,263	\$ 624,747	\$ 731,930	\$ 1,219,142	66.6%
STAFFING:					
Regular/Permanent	1.00	1.00	1.00	6.00	5.00
Seasonal/Temporary	0.00	0.00	1.60	0.00	-1.60
Total	1.00	1.00	2.60	6.00	3.40

ONGOING OBJECTIVES

1. Allocate staff, equipment, materials, and resources through unit managers and supervisors to operate and maintain parks and trails safely and efficiently in support of the Park District's mission.
2. Promote high quality customer service standards for staff when dealing with the general public or when dealing internally with other District departments and divisions.
3. Evaluate and implement operating requirements for new park and trail properties, using allocated District resources. Work cooperatively with Design, Planning, Stewardship, and Land Acquisition Departments to plan new acquisitions, dedications, and park improvement projects.
4. Collaborate with Maintenance and Skilled Trades and Interpretive & Recreation Services Departments to complete maintenance projects and provide public program support.
5. Perform annual safety audits of selected parks and employee work areas. Inspect carry-over items from the previous year's inspections. Work with Risk Management staff to document deficiencies.
6. Manage the hazardous tree and small tool replacement funds. Disperse funds as requested by field personnel to remove or safely prune hazardous trees and provide serviceable tools to meet field staff needs.
7. Monitor and support the efforts of unit managers and park supervisors to achieve their identified goals and commitments for the parks annually.
8. Increase direct and open communication between the General Manager and District staff about projects, strategy, and future directions.
9. Provide Operations staff support and participation in Park Advisory Committee meetings and activities. Respond to requests for park operating information and data that assists the committee in completing its work.
10. Provide Operations staff support to Volunteer programs and recognition events. Plan, coordinate, and supervise volunteer projects. Assist program staff to plan and conduct volunteer recognition events.
11. Maintain systems for regular communication of job expectations and performance management for all Park Operations staff. Ensure that managers and supervisors are using job clarifications, performance appraisals and regular one-on-one meetings to communicate District goals and objectives and receive feedback from staff.

2009 OBJECTIVES

1. Manage the transition of the invasive Quagga/Zebra mussel inspection program from pilot program to an ongoing effort at four District lakes. With cooperative funding from affected water agencies, the department will add 5.0 FTE Park Ranger I's for inspection along with a dedicated inspection program supervisor and 6-month Park Ranger II at Del Valle.
2. Provide leadership to complete the lighting replacement project for Ferry Point at Miller Knox Regional Shoreline and for Eckley Pier at Carquinez Regional Shoreline. The project will be a team effort between park staff, Maintenance, Design and Construction departments.
3. Undertake the initial operation of new or expanded trail and park facilities scheduled to open to the public in 2009.
4. Provide oversight for capital improvement projects to meet grant funding deadlines, giving special attention to the management and timely completion of the Black Diamond Mines renovation projects.
5. Integrate natural and cultural resource protection into routine park maintenance activities. Park staff will develop record and monitor best management practices for roads and trails maintenance, vegetation management, and resource conservation. Work with Planning/Stewardship, Maintenance, and Interpretive staff to implement environmental maintenance standards and practices.
6. Conduct park tours with the AGM of Operations and the Chiefs of Maintenance and Interpretive/Recreation to ensure consistently high levels of visitor services, facility care and maintenance, and natural resource management.
7. Review the park classification system to determine its effectiveness as a method of assessing and measuring park operating responsibilities. Explore alternative approaches to serve as a model in estimating future maintenance and operations needs.
8. Present a status report on the Camping Plan to the Board of Directors. Incorporate facility improvements at Briones and Coyote Hills into daily park operations.
9. Develop and implement "greening strategies" into Park Operations maintenance and management practices that are sustainable and lessen the department's impact on the environment. Work in collaboration with other District department to achieve a District-wide result.
10. Work with Human Resources to improve recruiting and hiring practices for park operations staff.

11. Review the current park operating unit reporting structure to ensure that it meets organizational needs

**OPERATIONS DIVISION-
PARK OPERATIONS**

INTERPRETIVE PARKLANDS UNIT

ROLE

The Interpretive Parklands Unit manages fourteen interpretive and natural resources-based wilderness areas, preserves, and park areas in Alameda and Contra Costa Counties, including Black Diamond Regional Preserve, Morgan Territory Regional Preserve, Round Valley Regional Preserve, Bishop Ranch Regional Preserve, Calaveras Ridge Regional Trail, Las Trampas Regional Wilderness, Sycamore Valley Open Space Regional Preserve, Coyote Hills Regional Park, Pleasanton Ridge Regional Park, Dublin Hills Regional Park, Mission Peak Regional Preserve, Sunol - Ohlone Regional Wilderness, Garin - Dry Creek Pioneer Regional Park, and Briones Regional Park. These parks, generally large wild-land open space areas, represent the District's success in natural resource preservation. The unit encompasses over 64,000 acres of which more than 14,000 acres are in land bank status.

BUDGET SUMMARY

	2006 ACTUAL	2007 ACTUAL	2008 BUDGET	2009 BUDGET	Change
OPERATING BUDGET:					
Personnel Services	\$ 3,223,017	\$ 3,409,648	\$ 3,742,030	\$ 4,016,951	7.3%
Supplies	191,137	216,445	235,759	256,868	9.0%
Services	290,185	282,389	410,339	412,488	0.5%
Equipment	55,617	28,139	166,100	94,630	-43.0%
Total	\$ 3,759,956	\$ 3,936,621	\$ 4,554,228	\$ 4,780,937	5.0%
CAPITAL BUDGET:					
Services	\$ 8,600	\$ -	\$ -	\$ 5,000	0.0%
Land, Construction	34,255	86,702	-	-	0.0%
Total	\$ 42,855	\$ 86,702	\$ -	\$ 5,000	0.0%
UNIT:					
Interpretive Parklands	\$ 3,802,811	\$ 4,023,323	\$ 4,554,228	\$ 4,785,937	5.1%
Total	\$ 3,802,811	\$ 4,023,323	\$ 4,554,228	\$ 4,785,937	5.1%
FUNDING SOURCES:					
101 General Fund	\$ 2,732,821	\$ 2,772,509	\$ 3,125,014	\$ 3,316,060	6.1%
220 Two County LLD	942,612	1,094,250	1,230,854	1,278,536	3.9%
221 ECCC LLD	58,932	65,776	76,178	78,481	3.0%
222 Five Canyon Zone	4,210	-	-	-	0.0%
223 Dublin Hills Zone	13,462	4,085	26,756	7,910	-70.4%
224 Walpert Ridge Zone	3,150	-	77,900	81,795	5.0%
225 San Ramon Hills Zone	569	-	12,426	12,890	3.7%
227 Stone Valley Zone	4,200	-	5,100	5,265	3.2%
333 Capital	34,255	86,702	-	-	0.0%
336 OTA Projects	8,600	-	-	5,000	0.0%
Total	\$ 3,802,811	\$ 4,023,323	\$ 4,554,228	\$ 4,785,937	5.1%
STAFFING:					
Regular/Permanent	34.63	34.88	35.63	36.88	1.25
Seasonal/Temporary	2.11	2.11	2.61	2.86	0.25
Total	36.74	36.99	38.24	39.74	1.50

ONGOING OBJECTIVES

1. Coordinate staff, equipment, materials, and resources to operate and maintain Interpretive Parklands, their facilities and trail systems in a manner that ensures protection of the natural resources and safe public use. Promote staff efficiency, productivity, and self-esteem.
2. Support efforts to foster direct and open communication District-wide. Provide clear communication of District goals and objectives to unit staff through unit meetings, monthly supervisors' meetings, written communications, and staff trainings. Provide feedback from field staff and park visitors to upper management.
3. Provide outstanding customer service in all aspects of park operations through public contacts that result in satisfied park visitors.
4. Work effectively with adjacent property owners and outside agencies. Monitor business agreements with concessionaires to assure that they provide quality customer service, serve the District's mission, and adhere to contract agreements.
5. Maintain and enhance the diverse natural and historic resources within the Unit in cooperation and coordination with the Planning & Stewardship Department and the Interpretative and Recreation Services Department.

2009 OBJECTIVES

1. Ensure adherence to the Grazing Lease Operating Guidelines by park supervisors and grazing lessees. Periodically meet with the Wildland Vegetation Manager, park supervisors, and grazing lessees. Identify and achieve resource management, infrastructure, public safety, and aesthetic goals.
2. Promote soil conservation by using best practices for trail and fire road maintenance. Conduct training sessions and support decision-making processes that empower park staff to implement long-range improvements to stabilize soil and minimize erosion.
3. Monitor deferred maintenance project needs. Create opportunities to streamline processes, obtain funding sources, and tap into the talents within Unit staff.
4. Promote "green" workplace initiatives within the unit.

PARK SPECIFIC OBJECTIVES

1. Black Diamond – Morgan Territory – Round Valley Regional Preserves

- Produce a report for Operations Division management on alternatives for the historic Arata Ranch. Participate in the evaluation of the site for future inclusion into Black Diamond in cooperation with the Land Division, Interpretive, Planning, and Maintenance Departments and the Antioch Unified School District.
- Coordinate with representatives of the City of Antioch and the Maintenance Department to plan a new main entrance for Black Diamond as part of Somersville Road construction. Assist the Maintenance and Construction departments with oversight of the entrance construction by Discovery Builders.
- Manage the project to provide a bridge that will complete the connection of Miwok and Murphy Meadow trails at Round Valley, by periodically communicating with the Design and Construction Departments and tracking progress towards completion.
- Install four new 6 foot self closing hiker/equestrian gates at Black Diamond.

2. Briones Regional Park

- Replace the drinking fountain at Oak Grove reservable picnic area with an ADA approved model.
- Reduce road grading to 25% or less of the trail system annually by improving trail design and using best management practices for soil conservation, such as mowing and year round spot repair.

3. Coyote Hills Regional Park

- Rehabilitate Linear Park by removing the tennis court and restoring the area to meadow grass, removing the adjacent existing picnic site, and installing a new ADA compliant picnic site near the basketball court. Upgrade the irrigation to better maintain the entrance meadows and to reduce water usage. Replace the west entrance fence with boulders.
- Upgrade the Dairy Glen Group Camp, in collaboration with MAST and the Regional Parks Foundation, by installing a vault toilet, adding a third shade structure, relocating the fire pit for better disabled access, and repositioning and upgrading the drinking fountain to ADA standards.
- Replace the two old disabled-accessible chemical toilets with vault toilets near the Visitor Center and at the Quarry Staging Area.
- Add .25 FTE Gate Attendant to provide more staff presence in entry kiosk.

4. Garin – Dry Creek Pioneer Regional Park

- Convert the drinking fountain below the kite field to ADA standards.
- Replace old 4 foot equestrian gates on the Tolman Peak Trail and the Dry Creek Trail with new 6 foot self-closing equestrian gates.
- Plant additional spring/summer flowering bulbs and plants in the Dry Creek Garden using the revised Garden Management Plan as a guide.

5. Las Trampas Wilderness - Bishop Ranch - Sycamore Valley Regional Preserves

- Install simulated rock formations along with native plants in the medians at the Bollinger Canyon Staging Area in the Las Trampas Wilderness.
- Landscape the Las Trampas service yard entrance with sandstone boulders and native plants.
- Improve fire roads at Las Trampas Wilderness, Bishop Ranch Preserve, and Sycamore Valley Preserve to minimize grading and reduce soil erosion. Incorporate mowing of roads and trails into trail maintenance practices where appropriate.

6. Pleasanton Ridge - Vargas Plateau - Dublin Hills Regional Parks

- Implement the new Land Use Plan for Vargas Plateau, including increased patrol and infrastructure installation, purchasing equipment, producing a park brochure, and opening the park to the public.
- Actively participate in the Land Use Plan process for Pleasanton Ridge. Serve as a staff resource regarding public use patterns, neighbor issues, natural and historic resources. Review and comment on the draft Land Use Plan.
- Complete the replacement of the single rail fence along the east side of the Foothill Staging Area with boulders.
- Install two 6 foot hiker/equestrian gates at the two access points to the northern area of Pleasanton Ridge.

7. Sunol - Ohlone Wilderness- Mission Peak Regional Park

- With assistance from the Alameda County Alternative Work Program Supervisor and crews, replace the asphalt path behind the Visitors Center with an ADA compliant pathway of decomposed granite.
- Add two picnic tables at Little Yosemite, one of which will be ADA compliant.

- Replace the portable tables on the perimeter of the meadow near the Naturalists' office with six permanent tables and barbeques.
- Replace two drinking fountains in the picnic loop with ADA compliant units, and create ADA pathways to serve them.

OPERATIONS DIVISION- PARK OPERATIONS

LAKES UNIT

ROLE

The Lakes Unit provides outstanding year-round recreation at six District facilities: Del Valle Regional Park, Camp Arroyo, Lake Chabot Regional Park, Quarry Lakes Regional Recreation Area, Shadow Cliffs Regional Recreation Area, and Brushy Peak Regional Preserve. These parks have seasonal water-related recreation, along with fishing, boating, camping, hiking, and a variety of special events, which serve the family, recreational, and educational needs of the public. The Lakes Unit parks are staffed by skilled, caring, self-confident, and conscientious employees.

BUDGET SUMMARY

	2006 ACTUAL	2007 ACTUAL	2008 BUDGET	2009 BUDGET	Change
OPERATING BUDGET:					
Personnel Services	\$ 4,212,297	\$ 4,570,674	\$ 5,005,683	\$ 4,228,802	-15.5%
Supplies	451,852	469,315	453,239	375,659	-17.1%
Services	628,702	621,898	738,608	596,209	-19.3%
Equipment	144,524	35,716	27,300	38,700	41.8%
Total	\$ 5,437,375	\$ 5,697,603	\$ 6,224,830	\$ 5,239,370	-15.8%
CAPITAL BUDGET:					
Personnel Services	\$ -	\$ -	\$ -	\$ 157,859	0.0%
Total	\$ -	\$ -	\$ -	\$ 157,859	0.0%
UNIT:					
Lakes	\$ 5,437,375	\$ 5,697,603	\$ 6,224,830	\$ 5,397,229	-13.3%
Total	\$ 5,437,375	\$ 5,697,603	\$ 6,224,830	\$ 5,397,229	-13.3%
FUNDING SOURCES:					
101 General Fund	\$ 5,249,268	\$ 5,529,564	\$ 6,038,243	\$ 5,076,843	-15.9%
220 Two County LLD	188,107	168,039	186,587	162,527	-12.9%
336 OTA Projects	-	-	-	157,859	0.0%
Total	\$ 5,437,375	\$ 5,697,603	\$ 6,224,830	\$ 5,397,229	-13.3%
STAFFING:					
Regular/Permanent	49.33	49.33	49.83	41.08	-8.75
Seasonal/Temporary	9.13	9.13	8.13	6.78	-1.35
Total	58.46	58.46	57.96	47.86	-10.10

ONGOING OBJECTIVES

1. Coordinate staff, equipment, materials, and resources to operate and maintain lakes, parks and trails safely and efficiently for public use. Provide visitors with up-to-date, useful, and interesting information about the parks.
2. Maintain a high priority on the Tree Hazard Assessment Program and other safety procedures and practices. Assess targeted trees each year and take recommended action. Add all new trees identified as potential risks to the monitoring list.

3. Provide outstanding customer service in all aspects of park operations which result in satisfied park visitors. Ensure that public facilities are clean and in working order, staff members wear appropriate uniforms, and park vehicles are washed and well maintained to support special events in conjunction with a quality general public park experience.
4. Manage the District's "Good Neighbor" policy to maintain positive working relationships with adjacent property owners. Closely monitor concessionaires to assure that they provide quality customer service, adhere to contract agreements, and provide maximum financial return to the District.
5. Actively participate with local water districts and the State Department of Water Resources on water delivery issues that affect water levels and quality. Serve on statewide committees, representing the District's recreational interests as they pertain to water quality concerns at lakes and reservoirs.

2009 OBJECTIVES

1. Solicit cooperation from our water agency partners to support and implement a program to educate the public about the threat of Quagga and Zebra mussels to our lakes, and a boat inspection program at our launch facilities to further protect the lakes.
2. Upgrade the facilities in the Lakes Unit's parks to meet the requirements of the Americans with Disabilities Act and the District's Transition Plan.
3. Demonstrate the Lakes Unit's commitment to "green" technology and practices through equipment purchases, routine maintenance practices, and new construction projects.

PARK SPECIFIC OBJECTIVES

1. Del Valle Regional Park and Camp Arroyo
 - Replace ten more fire rings in the campground with new ADA compliant fire rings.
 - Replace two drinking fountains with ADA compliant fountains.
 - In conjunction with Maintenance and Design departments, replace all water faucets in the campground with a more durable model that requires less maintenance.
 - Relocate and replace the drinking fountain in the garden at Camp Arroyo.

- Relocate the operations storage container at the front entrance of Camp Arroyo
2. Shadow Cliffs Regional Recreation Area and Brushy Peak Regional Preserve
- Rehabilitate the “new lawn” area with readjusted sprinklers and reduce turf.
 - Install five concrete tables to replace old, permanent wood picnic tables.
 - Install three new ADA compliant park benches.
 - Within the guidelines of the District’s IPM plan, continue to focus on the elimination of invasive, non-native plant species such as Italian thistle, milk thistle, pepper grass, and tamarisk.
3. Lake Chabot Regional Park and Willow Park Golf Course
- Mitigate ten barriers that were listed in the Park District’s ADA transition plan.
 - Improve grazing management of Fairmont Ridge by providing water at more areas and installing cross fencing to increase cattle movement.
 - Remove dead wood from the eucalyptus forest on Fairmont Ridge to mitigate fire hazard.
 - Study and continue to attempt to control other invasive plant species in our grasslands in addition to teasel and pampas grass.
4. Quarry Lakes Regional Recreation Area
- Develop a new picnic reservation site in the main area of the park.
 - Design and install a new irrigation system to replace the original system for better coverage and more efficient use of water.
 - Install a security system at the service yard to protect District property and equipment.
 - Landscape to screen the new chemical toilets near the pavilions.

**OPERATIONS DIVISION-
PARK OPERATIONS**

MINING UNIT

ROLE

Mining Operations develops and maintains the Black Diamond Mines Regional Preserve underground public use facilities, works in cooperation with the Interpretive and Recreation Services Division to provide educational and interpretive programs, provides technical assistance to other organizations and District departments. Mining Operations is also responsible for the Regional Preserve's abandoned mine safety program, and obtains donations of funds, equipment, materials and services that support the Unit.

BUDGET SUMMARY

	2006 ACTUAL	2007 ACTUAL	2008 BUDGET	2009 BUDGET	Change
OPERATING BUDGET:					
Personnel Services	\$ 466,918	\$ 362,256	\$ 504,101	\$ 524,331	4.0%
Supplies	31,293	22,784	94,519	49,245	-47.9%
Services	8,617	6,752	22,074	23,178	5.0%
Equipment	2,133	-	-	-	0.0%
Total	\$ 508,961	\$ 391,792	\$ 620,694	\$ 596,754	-3.9%
CAPITAL BUDGET:					
Personnel Services	\$ -	\$ 3,621	\$ -	\$ -	0.0%
Supplies	-	-	-	50,000	0.0%
Land, Construction	-	56,465	-	-	0.0%
Total	\$ -	\$ 60,086	\$ -	\$ 50,000	0.0%
UNIT:					
Mining Operatons	\$ 508,961	\$ 451,879	\$ 620,694	\$ 646,754	4.2%
Total	\$ 508,961	\$ 451,879	\$ 620,694	\$ 646,754	4.2%
FUNDING SOURCES:					
101 General Fund	\$ 508,961	\$ 391,793	\$ 620,694	\$ 596,754	-3.9%
333 Capital	-	60,086	-	-	0.0%
336 OTA Projects	-	-	-	50,000	0.0%
Total	\$ 508,961	\$ 451,879	\$ 620,694	\$ 646,754	4.2%
STAFFING:					
Regular/Permanent	4.00	4.00	4.00	4.00	0.00
Seasonal/Temporary	0.00	0.00	0.00	0.00	0.00
Total	4.00	4.00	4.00	4.00	0.00

ONGOING OBJECTIVES

1. Design, construct and maintain abandoned mine closures and underground public use facilities.
2. Assist the Interpretive Unit in providing educational and interpretive services and make the mines available for scientific research and professional development.

3. Provide training in underground safety, technology, and interpretation.
4. Provide technical assistance to District departments and other organizations in mining-related matters.
5. Obtain grants and donations of funds, equipment, materials and services that support the development, maintenance, operation and interpretation of the mines.

2009 OBJECTIVES

1. Support the Design/Construction Department in the development of bid packages for the reconstruction of the Greathouse Portal and A Level adit, award the contract, and start reconstruction so that the Naturalist Staff can reopen the Greathouse Visitors Center to the public.
2. Contract with an engineering consultant to produce detailed plans and specifications for a second access into the underground Morgan's Auditorium (G Right) on A Level.
3. Extend compressed air line and water line on B Level to the Retreat Mined Area and make it historically accurate.
4. Produce plans and specifications for reconstructing the Eureka Slope to historically accurate standards.
5. With help from the Maintenance and Skilled Trades Unit carpenters, construct new wooden stairways to provide public access to slopes three and four on B Level of the Hazel-Atlas Mine.
6. Ensure that field staff is aware of and implements work practices that support District sustainability goals.

**OPERATIONS DIVISION-
PARK OPERATIONS**

PARKLAND UNIT

ROLE

The Parkland Unit manages ten of the District's urban interface parks and connecting trails. The park facilities are Anthony Chabot Regional Park, the Regional Parks Botanic Garden, Claremont Canyon Regional Preserve, Huckleberry Botanic Regional Preserve, Leona Canyon Regional Preserve, Redwood Regional Park, Sibley Volcanic Regional Preserve, Tilden Regional Park, and Wildcat Canyon Regional Park, which includes the Alvarado area and the Tilden Nature Area group camps. The Parkland Unit is home to a wide variety of visitor-serving recreational use facilities, including a family campground, a marksmanship range, three equestrian centers, a golf course, a merry-go-round, two scale model railroads, and two food service concessions. The Parkland Unit's mission is to protect, preserve, and enhance natural resources, while providing the public with a safe recreational environment. The staff's work encompasses the maintenance of facilities and trails, vegetation management, and resource protection.

BUDGET SUMMARY

	2006 ACTUAL	2007 ACTUAL	2008 BUDGET	2009 BUDGET	Change
OPERATING BUDGET:					
Personnel Services	\$ 3,647,124	\$ 3,872,556	\$ 4,187,311	\$ 4,407,965	5.3%
Supplies	188,146	209,968	205,843	216,945	5.4%
Services	417,342	421,397	454,467	481,389	5.9%
Equipment	11,600	12,515	34,100	26,270	-23.0%
Total	\$ 4,264,212	\$ 4,516,436	\$ 4,881,721	\$ 5,132,569	5.1%
CAPITAL BUDGET:					
Personnel Services	\$ 2,278	\$ -	\$ -	\$ -	0.0%
Land, Construction	-	6	-	-	0.0%
Total	\$ 2,278	\$ 6	\$ -	\$ -	0.0%
DEPARTMENTS:					
Parklands	\$ 4,266,490	\$ 4,516,442	\$ 4,881,721	\$ 5,132,569	5.1%
Total	\$ 4,266,490	\$ 4,516,442	\$ 4,881,721	\$ 5,132,569	5.1%
FUNDING SOURCES:					
101 General Fund	\$ 3,788,988	\$ 4,006,671	\$ 4,309,718	\$ 4,532,983	5.2%
220 Two County LLD	425,247	442,895	487,999	514,161	5.4%
226 Measure CC	49,977	62,670	64,504	65,170	1.0%
228 Gateway Valley Zone	-	4,200	19,500	20,255	3.9%
333 Capital	2,278	6	-	-	0.0%
Total	\$ 4,266,490	\$ 4,516,442	\$ 4,881,721	\$ 5,132,569	5.1%
STAFFING:					
Regular/Permanent	39.00	39.75	39.75	39.75	0.00
Seasonal/Temporary	3.59	3.59	3.56	3.81	0.25
Total	42.59	43.34	43.31	43.56	0.25

ONGOING OBJECTIVES

1. Allocate resources to operate and maintain parks, trails, and the Botanic Garden safely and efficiently for public use. Achieve a high standard of safety, cleanliness, and maintenance of park facilities.
2. Continue vegetation management projects and practices that support the District's Tree Hazard Assessment and Wildland Vegetation Management Programs.
3. Manage the District's Good Neighbor Policy to maintain positive relationships with adjacent property owners.
4. Administer operating agreements with eight concessionaires and work to ensure compliance with their operating agreements to guarantee consistently a high level of service to the public.
5. Ensure that communication with the public is a priority by keeping information panels up to date with relevant and timely material, quickly responding to phone calls, letters and emails.
6. Develop strategies with the Unit's Park Supervisors to implement ADA upgrades to park facilities.
7. Ensure staff awareness of District sustainability goals and implement sustainable work practices.

2009 OBJECTIVES

1. Collaborate with Planning and Stewardship Department staff on resource protection issues, such as the restoration of the Serpentine Prairie in Redwood Regional Park and creek restoration in Redwood, Tilden, and Wildcat Canyon Regional Parks, to conserve plant species of special concern and to prevent damage in riparian habitats.

2. Collaborate with Design Department and Maintenance staff on unit projects, including the rebuilding of Gillespie Youth Camp and the planning and design of a restroom for Alvarado Park.
3. Represent the Operations Department in the process of developing the Environmental Impact Report (EIR) for the Wildfire Hazard Reduction and Resource Management Plan.
4. Support the Chief of Park Operations in improving the coordination of volunteer projects throughout the unit.

PARK SPECIFIC OBJECTIVES

1. Anthony Chabot Regional Park - Leona Canyon Regional Preserve
 - Highlight with new signing two trail routes over existing trails in the campground to provide campers with short, easy hiking loops.
 - Replace two drinking fountains with two accessible drinking fountains and water spigots in the campground and group camps.
 - Install two permanent tables at Puma Point group camp, one accessible picnic table and one serving table.
 - Remove and replace the old cement barbecue at Bort Meadow group camp. Repair the fire ring at Hawk Ridge group camp.
2. Botanic Garden
 - Conduct field work statewide to stock the new desert rock garden.
 - Develop and present the 34th annual Wayne Roderick Lectures.
 - Rebuild the Shasta bog bed.
 - Improve staircases at visitor center, Roof lab, and in the Island section
 - Produce *The Four Seasons, Journal of the Regional Parks Botanic Garden*, Volume 13, #3.
3. Redwood Regional Park
 - Replace both plank gates at the Trudeau Center with metal pipe gates. Repair a crib wall on Golden Spike Trail. Close and restore bootleg trails leading to the Serpentine Prairie from Golden Spike and Dunn Trails.

- Coordinate volunteers to remove non-native vegetation and plant native vegetation in the Resource Protection Area along Stream Trail and at the Serpentine Prairie.
 - Add five permanent picnic tables to Fern Dell group camp. Reseed the lawns at Canyon Meadow and Wayside (depending on drought conditions).
 - Computerize accumulated data on hazardous trees. Develop and oversee contracts to remove hazardous trees along Redwood Road.
 - Repair or replace the vehicle/horse gate on the access road to the Redwood Arena. Relocate a two-panel information panel from the arena to Skyline Gate.
4. Sibley Volcanic Regional Preserve - Huckleberry Botanic Regional Preserve - Claremont Canyon Regional Preserve
- Complete the Round Top backpack camp in Sibley.
 - Cleanup and secure the McCosker property in Sibley, in preparation of opening to the public.
 - Remove selected eucalyptus trees on the perimeter of the Huckleberry Staging Area.
5. Tilden Regional Park
- Replace the group barbecue and install an accessible drinking fountain at the Island Picnic Area. Install new tables and a barbecue at Nook Picnic Area. Install accessible drinking fountains at Indian Camp and Little Leaf Picnic Areas.
 - Use Measure CC funding to enhance the Tree Hazard Assessment Program, focusing on tree removal along Wildcat Canyon Road, from the Botanic Garden to Inspiration Point.
 - Reconfigure and upgrade the Gillespie youth camp picnic area to ADA compliance.
 - Conduct a test plot off Seaview Trail for the eradication of oblong spurge.
 - Establish maintenance standards for the Merry-Go-Round complex including a regular window washing program to ensure the high quality appearance of the new facility enclosure.
6. Wildcat Canyon Regional Park - Alvarado

- Assist with the installation of an upgraded restroom building with flush toilets and a sewage lift station in Alvarado.
- Install an ADA compliant drinking fountain and an accessible group barbecue at Camp Bay. Install an ADA compliant bench adjacent to the new garden in Alvarado.
- Map and eradicate artichoke thistle encroaching on the Tilden Nature Area.

**OPERATIONS DIVISION-
PARK OPERATIONS**

RECREATION AREA UNIT

ROLE

The Recreation Areas Unit strives to provide the diverse public we serve with a variety of high quality, active and passive recreational opportunities and experiences within a responsibly managed park environment. While our focus is on intensive recreation and visitor services, we balance it with our appreciation of the need to preserve and protect our parks' natural resources. We especially recognize and appreciate our role in giving many of our urban area patrons their first recreational experience in a regional park setting. We accomplish our mission through effective management and operation of nine District facilities: Cull Canyon Regional Recreation Area, Diablo Foothills Regional Park/Castle Rock Recreation Area, Don Castro Regional Recreation Area, Kennedy Grove Regional Recreation Area, Roberts Regional Recreation Area, Temescal Regional Recreation Area, Sobrante Ridge Regional Preserve, Five Canyons Open Space, and the Little Hills Group Picnic concession.

BUDGET SUMMARY

	2006 ACTUAL	2007 ACTUAL	2008 BUDGET	2009 BUDGET	Change
OPERATING BUDGET:					
Personnel Services	\$ 2,196,658	\$ 2,648,420	\$ 2,953,554	\$ 4,170,270	41.2%
Supplies	176,939	241,684	289,280	426,006	47.3%
Services	346,053	397,458	425,646	619,409	45.5%
Equipment	53,981	4,000	46,900	-	-100.0%
Total	\$ 2,773,631	\$ 3,291,561	\$ 3,715,380	\$ 5,215,685	40.4%
CAPITAL BUDGET:					
Personnel Services	\$ 1,846	\$ -	\$ -	\$ -	0.0%
Supplies	1,606	10,480	-	-	0.0%
Services	508	-	-	93,240	0.0%
Land, Construction	-	51,979	-	-	0.0%
Total	\$ 3,960	\$ 62,459	\$ -	\$ 93,240	0.0%
DEPARTMENTS:					
Recreation Areas	\$ 2,777,591	\$ 3,354,020	\$ 3,715,380	\$ 5,308,925	42.9%
Total	\$ 2,777,591	\$ 3,354,020	\$ 3,715,380	\$ 5,308,925	42.9%
FUNDING SOURCES:					
101 General Fund	\$ 2,584,313	\$ 3,130,525	\$ 3,456,107	\$ 4,864,316	40.7%
220 Two County LLD	134,591	143,116	215,223	303,943	41.2%
222 Five Canyon Zone	54,727	17,921	44,050	47,426	7.7%
333 Capital	-	51,979	-	-	0.0%
336 OTA Projects	3,960	10,480	-	93,240	0.0%
Total	\$ 2,777,591	\$ 3,354,020	\$ 3,715,380	\$ 5,308,925	42.9%
STAFFING:					
Regular/Permanent	22.83	25.83	28.58	37.61	9.03
Seasonal/Temporary	5.50	5.60	6.03	7.84	1.81
Total	28.33	31.43	34.61	45.45	10.84

ONGOING OBJECTIVES

1. Promote increased customer satisfaction and loyalty through efficient and effective park operations. Utilize available resources to operate and maintain park facilities at the highest standards for public use.
2. Manage the District's "Good Neighbor" policy to maintain positive relations with adjacent property owners and outside agencies.
3. Provide outstanding customer service in all aspects of park operations through public contacts that result in satisfied park visitors.
4. Manage concessionaire agreements to ensure a high quality of customer service and maximum financial return to the District.
5. Enhance staff efficiency, productivity and self-esteem; ensure that work sites are clean, safe, secure and functional.

2009 OBJECTIVES

1. Evaluate the first season of park operations at Diablo Foothills Regional Recreation Area and make adjustments to ensure maximum functionality and efficient operation for the user public.
2. Ensure that projects funded by Measure CC for allocation in 2009 are implemented by park staff.
3. Provide leadership to the Recreation Areas Unit Park Supervisors in their efforts to implement ADA upgrades to park facilities in accordance with District priorities.
4. Ensure that field staff is aware of and implements work practices that support District sustainability goals.

PARK SPECIFIC OBJECTIVES

1. Contra Loma Regional Park
 - Refurbish twenty old Redwood picnic tables with sustainable Western Red Cedar boards.
 - Cooperate with the Stewardship Department to utilize a \$40,000.00 grant from the Regional Parks Foundation to improve drip irrigation and continue Quail Habitat Enhancement/Wildlife corridors above the south overflow parking areas.

-
-
- Replace grazing cross-fencing at the former Los Charros site and install water line extensions for east side grazing areas within the park.
2. Cull Canyon Regional Recreation Area
- Replace two benches with ADA compliant benches.
 - Plant parking lot center medians with drought tolerant native plants.
 - Replace 60 feet of double-rail fencing along the pathway serving the Footbridge picnic site.
3. Diablo Foothills Regional Park – Castle Rock Regional Recreation Area
- Install water lines to extend irrigation into the Orchard Staging Area
 - Plant oak and sycamore trees in the Orchard Staging Area to provide additional shade for park visitors.
 - Replace 300 feet of two-rail fence near the lower restroom extending to Ford's Well Picnic Area.
 - Construct a new path from the Orchard Staging Area to the park entrance which will allow park visitors to access the park without walking along the road.
4. Don Castro Regional Recreation Area - Five Canyons Open Space
- Re-establish 500 feet of barb-less wire fencing on southern boundary east of the Service Yard
 - Develop an East Beach group picnic site
 - Rebuild footbridge at the intersection of Shady Canyon and Deer Canyon trails in Five Canyons.
5. Kennedy Grove Regional Recreation Area - Sobrante Ridge Regional Preserve
- Replenish sand in two volleyball courts
 - Replenish gold rock in two reservable picnic sites
 - Utilize Measure CC Funds to install new barbecue pits in two reservable sites

- Utilize Measure CC Funds to upgrade the irrigation on the main lawn area with new electrical wiring for nine control valves and install new piping, quick couplers, and valve boxes.

6. Roberts Regional Recreation Area

- Purchase and install a new play structure feature consisting of two artificial climbing rocks. Add additional landscaping to play structure area.
- Install seven new picnic tables in the redwood forest along with five ADA drinking fountains in various locations throughout the park.
- Provide on-site support for the construction of a new ADA pathway around the upper lawn. This pathway will provide access to and a continuous connection between the Barrier Free Playground, the upper lawn picnic areas, and the restroom facilities. Install three new ADA accessible picnic tables along the pathway. A new 9-month Park Ranger II position will be filled to address the ongoing operation and maintenance of the playground and associated landscaping.
- Renovate the lower lawn area using .Measure CC funds.

7. Temescal Regional Recreation Area

- Plant three box Alder trees adjacent to the East Shore Trail to replace two decaying trees.
- Install two ADA compliant benches adjacent to the playground area in the southern portion of the park.
- Install chain link security fencing around the maintenance service yard to protect District property.
- Provide on-site support for the construction of a new ADA pathway that will provide access from the beach area to the various facilities on the North Lawn including the picnic areas and play structure.

8. Operation Volunteers

- Distribute \$10,000 to support volunteer projects and provide staff overtime for working with volunteers within the Operations Division.
- Support the annual Volunteer Recognition Picnic.

- Contribute statistics for the Annual Report including the number of volunteers, hours contributed, and the location of the volunteer projects.
- Coordinate work projects with volunteers, park supervisors, and staff.

**OPERATIONS DIVISION-
PARK OPERATIONS**

**REGIONAL TRAILS & ALTERNATIVE
WORK PROGRAM**

ROLE

The Regional Trails and Alternative Work Program Unit manages five functional areas, including the staff and operation of Alameda County Regional Trails, Central Contra Costa Trails, and East Contra Costa Trails, which includes Vasco Caves, Antioch Pier, and Big Break. We provide clean and well maintained trail systems that link communities to ensure safe and enjoyable experiences for all trail users. The Alameda County and Contra Costa County Alternative Work Programs utilize existing county sheriff department work release programs to perform labor-intensive projects throughout the District.

BUDGET SUMMARY

	2006 ACTUAL	2007 ACTUAL	2008 BUDGET	2009 BUDGET	Change
OPERATING BUDGET:					
Personnel Services	\$ 2,046,555	\$ 2,098,494	\$ 2,410,344	\$ 2,506,890	4.0%
Supplies	102,826	115,766	159,160	174,262	9.5%
Services	164,178	165,631	260,335	279,758	7.5%
Equipment	-	15,997	49,595	33,825	-31.8%
Total	\$ 2,313,559	\$ 2,395,888	\$ 2,879,434	\$ 2,994,735	4.0%
CAPITAL BUDGET:					
Personnel Services	\$ -	\$ 249	\$ -	\$ -	0.0%
Supplies	648	-	-	-	0.0%
Total	\$ 648	\$ 249	\$ -	\$ -	0.0%
DEPARTMENTS:					
Regional Trails	\$ 2,314,207	\$ 2,396,137	\$ 2,879,434	\$ 2,994,735	4.0%
Total	\$ 2,314,207	\$ 2,396,137	\$ 2,879,434	\$ 2,994,735	4.0%
FUNDING SOURCES:					
101 General Fund	\$ 638,484	\$ 524,147	\$ 628,130	\$ 659,623	5.0%
220 Two County LLD	1,411,778	1,556,217	1,747,221	1,797,822	2.9%
221 ECCC LLD	263,297	315,524	504,083	537,290	6.6%
336 OTA Projects	648	249	-	-	0.0%
Total	\$ 2,314,207	\$ 2,396,137	\$ 2,879,434	\$ 2,994,735	4.0%
STAFFING:					
Regular/Permanent	23.15	21.25	23.10	23.10	0.00
Seasonal/Temporary	0.00	0.00	0.00	0.00	0.00
Total	23.15	21.25	23.10	23.10	0.00

ONGOING OBJECTIVES

1. Coordinate staff, equipment, materials, and resources to operate and maintain parks and trails safely and efficiently for public use.

2. Provide education and information for trail users by maintaining and restocking informational panels and brochure boxes, installing interpretive panels, placing signs at trail access points, and conducting regular public contact activities.
3. Monitor operating agreements with other agencies, and maintain a positive and productive relationship with each agency and with the neighbors along the regional trails.
4. Work with the Environmental Review Department to implement the Habitat Conservation Plan in Contra Costa County.

2009 OBJECTIVES

1. Actively participate in meetings and in the decision making process with the Construction Department, Contra Costa Water District, and the City of Antioch to open the Delta DeAnza Trail section at Viera Ranch.
2. Collaborate with Regional Trails and Maintenance Departments on the construction of the new section of the California Hiking and Riding Trail in Concord.
3. Assist the Land, Regional Trails, and Construction Departments in opening trails “built by others” in Dublin, Antioch, and Oakley.
4. Ensure that field staff is aware of and implements work practices that support District sustainability goals.

TRAIL SPECIFIC OBJECTIVES

1. Alameda County Regional Trails
 - Install 300 feet of single-rail fence at the Alameda Creek Stables Staging Area with the assistance of the Alameda County Alternative Work Program.
 - Install an ADA compliant drinking fountain at Niles Staging Area.
 - Install an information panel at Tassajara Creek Staging Area.
2. Central Contra Costa Trails
 - Install new trail surface mileage markers at quarter mile intervals along the Iron Horse Regional Trail, from Concord to the Dublin BART.

- Upgrade staging area surface to ADA standards and install new information panels at Moraga Commons and Saint Mary's Staging Areas.
 - Upgrade and install 1,000 feet of new chain link fencing along the Canal Trail.
3. East Contra Costa County Trails
- Replace the monument lawn irrigation system at Antioch Pier.
 - Create a new ADA compliant picnic site at Antioch Pier.
 - Plant two trees to provide shade and aesthetic value at Antioch Pier.
 - Replace 845 feet of single-rail fence at Piper and Rutherford Lane, at Big Break Regional Shoreline.
4. Alameda County Alternative Work Program
- Construct 300 feet of single-rail fence at the Alameda Creek Stables Staging Area.
 - Construct 400 feet of ADA compliant pathway from the Visitor Center parking lot to the foot bridge and the disabled parking at Sunol Regional Park.
 - Install three ADA compliant drinking fountains including concrete pads and walkways at Ardenwood Historic Farm.
5. Contra Costa County Alternative Work Program
- Construct fifty portable picnic tables for Park Operations
 - Assist East County Parks and Trails, and Central Contra Costa County Trails staff with weed abatement projects.
 - Repair, construct, and/or rehabilitate single and double rail fences in Contra Costa parks and along Trails.

**OPERATIONS DIVISION-
PARK OPERATIONS**

SHORELINE UNIT

ROLE

The Shoreline Unit operates sixteen parks and two islands in an area which extends from the City of Hayward in Alameda County to the City of Bay Point in Contra Costa County. These shoreline parks and trails offer the public extensive access to the Bay shoreline, and they protect this sensitive habitat for shorebirds, waterfowl, and many endangered species. The unit encompasses San Francisco Bay, San Pablo Bay, and the Suisun Bay/Delta. Parks within the Shoreline Unit include Bay Point, Brooks Island, Brown's Island, Carquinez Strait, Crockett Hills, Eastshore State Park, Hayward Shoreline, Martin Luther King, Jr. Shoreline, Martinez Shoreline, McNabney's Marsh, Middle Harbor Shoreline Park, Miller-Knox, Oyster Bay, Point Isabel, Point Pinole, Robert W. Crown Memorial State Beach, San Pablo Bay (Wilson Point, Pinole Shores, Gately property, Bayfront Park, Hercules, Lone Tree, Claeys, and Selby), as well as the District's portions of the San Francisco Bay Trail.

BUDGET SUMMARY

	2006 ACTUAL	2007 ACTUAL	2008 BUDGET	2009 BUDGET	Change
OPERATING BUDGET:					
Personnel Services	\$ 4,002,562	\$ 4,467,270	\$ 5,139,316	\$ 5,318,163	3.5%
Supplies	267,039	296,737	402,272	384,766	-4.4%
Services	535,019	656,925	743,956	761,913	2.4%
Equipment	91,796	50,457	149,459	31,800	-78.7%
Total	\$ 4,896,416	\$ 5,471,389	\$ 6,435,003	\$ 6,496,642	1.0%
CAPITAL BUDGET:					
Personnel Services	\$ 27,945	\$ 17,036	\$ -	\$ -	0.0%
Supplies	1,010	49,749	-	-	0.0%
Services	9,217	58,505	-	-	0.0%
Land, Construction	9,607	3,585	-	70,000	0.0%
Total	\$ 47,779	\$ 128,875	\$ -	\$ 70,000	0.0%
UNIT:					
Shoreline	\$ 4,944,195	\$ 5,600,265	\$ 6,435,003	\$ 6,566,642	2.0%
Total	\$ 4,944,195	\$ 5,600,265	\$ 6,435,003	\$ 6,566,642	2.0%
FUNDING SOURCES:					
101 General Fund	\$ 4,143,500	\$ 4,677,687	\$ 5,306,725	\$ 5,357,060	0.9%
220 Two County LLD	636,936	631,143	653,527	769,238	17.7%
226 Measure CC	114,990	160,257	441,347	333,916	-24.3%
333 Capital	28,126	3,585	-	70,000	0.0%
336 OTA Projects	19,653	125,291	-	-	0.0%
402 Eastshore State Park	990	2,302	33,404	36,428	9.1%
Total	\$ 4,944,195	\$ 5,600,265	\$ 6,435,003	\$ 6,566,642	2.0%
STAFFING:					
Regular/Permanent	47.10	47.35	49.10	49.10	0.00
Seasonal/Temporary	3.12	3.12	3.32	4.28	0.96
Total	50.22	50.47	52.42	53.38	0.96

ONGOING OBJECTIVES

1. Coordinate equipment, materials, and resources to maintain and operate the Shoreline Unit parks and trails efficiently and safely, and work with each Park Supervisor to maintain high standards and increase the public accessibility to these parks and facilities.
2. In an effort to ensure that park visitors are satisfied, continue to provide outstanding customer service in all aspects of each park's daily operation. Provide the most current information to park visitors through use of bulletin boards, brochures, and employee contacts.
3. Continue to implement the park operating agreements with California State Parks, the Department of Fish and Game, and the Port of Oakland to operate Eastshore State Park, Middle Harbor Shoreline Park, Hayward Shoreline/Eden Landing Bay Trail, and parts of Martin Luther King, Jr. Shoreline.
4. Ensure that information about the existing features available in the Shoreline Unit is included in the Bay Water Trail (BWT) plan.
5. Improve and extend greening and recycling efforts for the Shoreline Unit staff and park users.
6. Work effectively with Stewardship to provide and improve habitat for threatened and endangered species, and species of special concern.

2009 OBJECTIVES

1. Implement an operating agreement for the new Bay Trail at Eden Landing.
2. Reduce the amount of irrigated turf areas by 10% or more by implementing an evaluation program and, where feasible, replace irrigated turf areas with drought tolerant native plants.
3. Develop or upgrade at least four group picnic sites which include upgrades to approximately fifty family picnic sites and five drinking fountains to comply with ADA guidelines.

PARK SPECIFIC OBJECTIVES

1. Robert W. Crown Memorial State Beach
 - Replace at least one unserviceable concrete barbecue with a new metal style.

-
-
- Replace the deteriorated group barbecues and table tops in the Sand Castle and City View picnic sites.
 - Replace two drinking fountains along Shoreline Drive with ADA compliant fountains.
2. Point Pinole Regional Shoreline, San Pablo Bay, Wildcat Creek Trail
- Complete Phase II of the eucalyptus management project in partnership with the Fire and Stewardship Departments.
 - Replace two picnic tables at the Lone Tree Staging Area with two concrete tables.
 - Replace 250 feet of two-rail wooden fencing at the Lone Tree Staging Area.
 - Add two concrete picnic tables to the amphitheater area at Wildcat Creek Trail Staging Area.
3. Miller-Knox, Point Isabel, Eastshore State Park
- Upgrade at least two group picnic sites and four family picnic sites to ADA standards at Miller-Knox.
 - Remove diseased pine trees and grind the stumps throughout Point Isabel.
 - Replace sections of rusty wrapped-wire fencing fabric, and install a leash transition zone off the Bay Trail near Point Isabel.
 - Maintain the new burrowing owl habitat at the Albany Plateau.
 - Perform non-native invasive plant control in Eastshore State Park at the North Basin Strip and North Point Isabel.
4. Hayward Shoreline
- Incorporate the maintenance and operational responsibilities for the new three mile section of Bay Trail and staging area at the Eden Landing Ecological Reserve into the Hayward Shoreline staff's duties and responsibilities.
 - Use REP funding to maintain the drainage ditch, rock additional access roads, and remove non-native *Spartina alterniflora* in the newly acquired sixteen acre Port of Oakland Wetland Mitigation Enhancement parcel in Oro Loma Marsh.

5. Martin Luther King, Jr. Shoreline, Oyster Bay
 - Rebuild 270 feet of two-rail wooden fencing at the Garretson Point Staging Area.
 - Replace the two existing drinking fountains at the Pelican and Rail reservation picnic sites with ADA compliant drinking fountains.
 - Coordinate with Waste Management, Incorporated staff to provide background information to the Interpretive Department for two interpretive panels describing the landfill capping operation and the methane collection system at Oyster Bay Regional Shoreline.

6. Middle Harbor Shoreline Park
 - Enhance the dunes and develop ADA compliant group picnic sites at the beach lawn area.
 - Oversee a contract to repair the cement treated sand pathways throughout the park.
 - Add plants to the planter beds at the walkway entrance and along the promenade.

7. Martinez Shoreline, Bay Point, Crockett Hills, Waterbird
 - Prune and remove fire damaged trees along 300 feet of the Killdeer Trail.
 - Install an additional 200 feet of one-rail wooden fencing adjacent to the staging area to control off road driving at Bay Point.
 - Remove 200 feet of obsolete wooden fencing at Waterbird.

OPERATIONS DIVISION

INTERPRETIVE & RECREATION SERVICES DEPARTMENT

The Interpretive & Recreation Services Department includes the budgets for the Interpretive Services Administration and Recreation Services units.

	2006 ACTUAL	2007 ACTUAL	2008 BUDGET	2009 BUDGET	Change
OPERATING BUDGET:					
Personnel Services	\$ 6,075,676	\$ 6,533,147	\$ 7,282,386	\$ 8,246,383	13.2%
Supplies	404,788	468,704	470,582	513,025	9.0%
Services	1,228,022	1,217,202	1,358,139	1,442,132	6.2%
Equipment	10,625	-	34,600	-	-100.0%
Total	\$ 7,719,111	\$ 8,219,054	\$ 9,145,707	\$ 10,201,540	11.5%
CAPITAL BUDGET:					
Personnel Services	\$ 47	\$ -	\$ -	\$ -	0.0%
Supplies	727	3,008	-	-	0.0%
Services	-	14,652	-	40,000	0.0%
Land, Construction	43,550	10,318	300,000	-	-100.0%
Total	\$ 44,324	\$ 27,978	\$ 300,000	\$ 40,000	-86.7%
UNITS:					
Administration	\$ 638,190	\$ 640,079	\$ 1,068,118	\$ 750,802	-29.7%
Interpretive Services	5,544,002	5,866,861	6,478,198	6,873,503	6.1%
Recreation	1,581,243	1,740,092	1,899,391	2,617,235	37.8%
Total	\$ 7,763,435	\$ 8,247,032	\$ 9,445,707	\$ 10,241,540	8.4%
FUNDING SOURCES:					
101 General Fund	\$ 7,492,759	\$ 7,993,429	\$ 8,878,870	\$ 9,926,621	11.8%
220 Two County LLD	132,641	124,008	133,543	140,097	4.9%
226 Measure CC	93,711	101,617	133,294	134,822	1.1%
333 Capital	43,550	10,318	300,000	-	-100.0%
336 OTA Projects	774	17,660	-	40,000	0.0%
Total	\$ 7,763,435	\$ 8,247,032	\$ 9,445,707	\$ 10,241,540	8.4%
STAFFING:					
Regular/Permanent	61.30	62.50	69.00	70.00	1.00
Seasonal/Temporary	14.91	14.91	14.91	15.41	0.50
Total	76.21	77.41	83.91	85.41	1.50

**OPERATIONS DIVISION-
INTERPRETIVE & RECREATION SERVICES**

ADMINISTRATION

ROLE

The Interpretive and Recreation Services Department provides educational and recreational programs and services to the residents of Alameda and Contra Costa Counties. The mission of the department is to reach the broadest possible audience with naturalist and recreation services. The department seeks to produce the highest quality environmental education programs and outdoor activities through direct services; it is also responsible for self-guided learning experiences through interpretive publications, wayside panels, and visitor center exhibits. Staff provides support for the District’s mission of educating the public about natural and cultural resources, ecological dependence, environmental responsibility, and healthy recreational uses of parklands.

BUDGET SUMMARY

	2006 ACTUAL	2007 ACTUAL	2008 BUDGET	2009 BUDGET	Change
OPERATING BUDGET:					
Personnel Services	\$ 146,088	\$ 173,672	\$ 264,608	\$ 294,133	11.2%
Supplies	18,944	14,845	9,661	6,993	-27.6%
Services	473,158	451,562	493,849	449,676	-8.9%
Total	\$ 638,190	\$ 640,079	\$ 768,118	\$ 750,802	-2.3%
CAPITAL BUDGET:					
Land, Construction	\$ -	\$ -	\$ 300,000	\$ -	-100.0%
Total	\$ -	\$ -	\$ 300,000	\$ -	-100.0%
UNIT:					
Administration	\$ 638,190	\$ 640,079	\$ 1,068,118	\$ 750,802	-29.7%
Total	\$ 638,190	\$ 640,079	\$ 1,068,118	\$ 750,802	-29.7%
FUNDING SOURCES:					
101 General Fund	\$ 526,499	\$ 531,457	\$ 652,687	\$ 629,600	-3.5%
220 Two County LLD	111,691	108,622	115,431	121,202	5.0%
333 Capital	-	-	300,000	-	-100.0%
Total	\$ 638,190	\$ 640,079	\$ 1,068,118	\$ 750,802	-29.7%
STAFFING:					
Regular/Permanent	1.00	1.00	1.75	1.75	0.00
Seasonal/Temporary	0.00	0.00	0.00	0.00	0.00
Total	1.00	1.00	1.75	1.75	0.00

ONGOING OBJECTIVES

1. Provide a variety of interpretive and recreation programs for the public. Establish new programs that are developed and executed collaboratively within the department. Emphasize collaboration with other District departments; including the Public Safety based Aquatics Unit, Public Affairs, Stewardship, and Design.
2. Increase collaborative partnerships with community organizations to achieve outreach goals by providing outdoor recreation and environmental education experiences for underserved populations.

3. Publish and distribute the "Nature Nearby" newsletter online to promote interpretive programs.
4. Conduct oral and video histories, as time, funding, and priorities permit. Report to the General Manager and Board of Directors on plans and progress.
5. Continue relationship with Bay Nature magazine to produce four articles featuring District habitats or related subjects.

2009 OBJECTIVES

1. Support District 75th Anniversary commemorative signature events by hosting events at visitor center sites, serving on event planning teams and delivering recreation and interpretive programs.
2. Complete a gap analysis of the pricing policy and cost recovery strategy to enhance revenue goals and improve attendance and participation in priority fee and non-fee based programs
3. Establish the framework for aquatic-based recreation and naturalist programming at the Tidewater Aquatics Center through partnership development. Develop strategies to implement programs when Center is completed.
4. Pilot and assess the use of the mobile fish exhibit in collaboration with the Planning and Stewardship Department.
5. Complete the planning, user surveys, purchase and fabrication of a mobile visitor center for use in educational and recreational outreach.
6. Develop a district-wide volunteer management strategy to improve volunteer opportunities and services.

Exhibit Design

ONGOING OBJECTIVES

- Design new outdoor interpretive panels, indoor exhibits, and publications to address specific District needs.
- Make site visits to evaluate to update the information and condition of all existing outdoor panels and visitor center exhibits. Develop work plans for panels and exhibits with regular status reports to park staff.

- Research educational, design, and program opportunities incorporating new technologies and communications standards.(QUEST)

2009 OBJECTIVES

- Collaborate with contractors and District staff on the design and fabrication of interpretive panels and materials for the Mobile Fish Exhibit.
- Complete the interpretive exhibits at the Train Station Visitor Center at Ardenwood.
- Complete the “Water Process Room” at the Tilden Nature Area Visitor Center. Install a new lighting system for the two exhibit halls and renovate existing exhibits.
- Collaborate with contractors and District staff on the design of the Mobile Visitor Center.
- Pilot a community mural project with Museum of Children’s Art (MOCHA) at Middle Harbor and a regional art program with Antioch Cultural Arts Foundation District staff on the design of the Mobile Visitor Center.

OPERATIONS DIVISION- INTERPRETIVE SERVICES UNIT
INTERPRETIVE & RECREATION SERVICES

ROLE

The Interpretive Services Unit operates Ardenwood Historic Farm Regional Preserve and Tilden Nature Area as well as visitor centers at Black Diamond Regional Preserve, Crab Cove Marine Reserve, Coyote Hills Regional Park, and Sunol Regional Wilderness. Interpretive staff members assigned to each of these areas, with the exception of Ardenwood, is responsible for geographic sectors of the District in which they provide interpretive services, conduct environmental education programs, staff special events, maintain active docent programs, and provide technical assistance to other departments and agencies. The Unit conducts oral and video histories and creates a wide array of educational and inspirational opportunities for park visitors and the community. The Unit also operates and maintains interpretive facilities and resource areas. The goal is to bring visitors closer to nature, both natural and cultural resources, and to encourage lifelong stewardship of the environment.

BUDGET SUMMARY

	2006 ACTUAL	2007 ACTUAL	2008 BUDGET	2009 BUDGET	Change
OPERATING BUDGET:					
Personnel Services	\$ 4,707,295	\$ 5,018,077	\$ 5,545,894	\$ 5,928,910	6.9%
Supplies	298,609	355,369	363,362	378,813	4.3%
Services	532,144	483,097	534,342	565,780	5.9%
Equipment	5,000	-	34,600	-	-100.0%
Total	\$ 5,543,048	\$ 5,856,543	\$ 6,478,198	\$ 6,873,503	6.1%
CAPITAL BUDGET:					
Personnel Services	\$ 47	\$ -	\$ -	\$ -	0.0%
Land, Construction	907	10,318	-	-	0.0%
Total	\$ 954	\$ 10,318	\$ -	\$ -	0.0%
DEPARTMENTS:					
Interpretive Services	\$ 5,544,002	\$ 5,866,861	\$ 6,478,198	\$ 6,873,503	6.1%
Total	\$ 5,544,002	\$ 5,866,861	\$ 6,478,198	\$ 6,873,503	6.1%
FUNDING SOURCES:					
101 General Fund	\$ 5,428,387	\$ 5,739,540	\$ 6,326,792	\$ 6,719,786	6.2%
220 Two County LLD	20,950	15,386	18,112	18,895	4.3%
226 Measure CC	93,711	101,617	133,294	134,822	1.1%
333 Capital	907	10,318	-	-	0.0%
336 OTA Projects	47	-	-	-	0.0%
Total	\$ 5,544,002	\$ 5,866,861	\$ 6,478,198	\$ 6,873,503	6.1%
STAFFING:					
Regular/Permanent	47.05	48.25	49.50	50.50	1.00
Seasonal/Temporary	11.41	11.41	11.41	11.91	0.50
Total	58.46	59.66	60.91	62.41	1.50

ONGOING OBJECTIVES

1. Maintain a rating of “highly satisfied” for all interpretive programs delivered to individuals, families, school groups, teachers and community organizations by collecting feedback from participants and incorporating new industry standards.
2. Coordinate special events to compliment the mission of the District; evaluate current special events.
3. Provide monthly training opportunities for naturalists and interpretive student aides to improve style, technique and customer service in the delivery of all programs.
4. Develop the Annual Educators Academy; ensure 100% implementation of all teacher training programs by seeking new schools and teachers, and improving the program development timeline.
5. Coordinate the District Oral History program; establish priorities for recording historical narratives connected to regional parks.
6. Develop a planning framework for creating interpretive panels for parks and trails; collaborate with Exhibit Design and Stewardship.

2009 OBJECTIVES

1. Increase community outreach opportunities 10% for underserved communities by collaborating with the Community Outreach Coordinator to partner with new organizations, community groups and school groups.
2. Develop a standard unit-wide Docent program that includes recognized & approved curriculum, specific training opportunities and unit-wide reporting methods.
3. Evaluate interpretive programs to determine their level of effectiveness in building relationships between residents and natural resources; reduce or eliminate poor performing programs and develop opportunities for emerging markets and regional trends.
4. Increase cost recovery of Visitor Center retail operations 5% by evaluating merchandise sales and product history, inventory and asset policies, and industry trends.
5. Evaluate cost recovery policies and procedures for interpretive programs and special events.

6. Influence the “Program Indicators of Success” at Camp Arroyo by assisting with development of environmental education opportunities and staff training.
7. Implement the pilot program for delivering interpretive services utilizing the Mobile Fish Exhibit; identify staffing support levels, resource equipment, curriculum standards, and deliver two programs a month.
8. Complete the design, development and construction of the Mobile Visitor Center; review draft programming plan and develop final program standards.

INTERPRETIVE UNIT SPECIFIC OBJECTIVES

1. Ardenwood Historic Farm Regional Preserve
 - Complete the Train Station Visitor Center; coordinate a dedication and opening in cooperation with Public Affairs and other District departments.
 - Implement Step 1 of the Action Plan from the 2005 Land Use Plan Amendment by creating a planning team for the development of an indoor interpretive venue, which will allow for an increase in school program use from November through March per the Ardenwood Business Plan. Research utilities infrastructure and picnic shelter development.
 - Research the feasibility of adding new special events that are compatible with the park theme, addressing event parameters, planning teams, revenue generation, and relationship to existing programs.
 - Strengthen Ardenwood’s educational program by revising the current teacher’s evaluation process to improve communication with primary users allowing the interpretive program to remain at capacity by serving over 600 school and youth groups.
2. Northwest Interpretive Sector (based at Tilden Nature Area)
 - Strengthen outreach efforts to under-served youth in West Contra Costa County by piloting ten sessions of a new after-school program at Adams Middle School focusing on environmental stewardship; conduct an assessment of the program’s effectiveness.
 - Increase attendance by 30% for the “Teen Eco-Action Week” service-learning program that introduces youth to resource restoration activities and career exploration in the parks; seek sources of grant funding for the program.
 - Explore the feasibility of a collaborative program option with US Forest Service’s “More Kids in the Woods” outdoors program.

-
- Design, develop and install new interactive milking exhibit at Little Farm to increase visitor understanding of dairy production from the farm to the home.
 - Coordinate the completion of active EEC exhibit hall projects: finish ceiling, flooring and lighting improvements in collaboration with Exhibit Design and Maintenance; replace two photo-murals in watershed hall with custom, hand-painted murals; finalize exhibit plan for “water process” hall by developing exhibit topics, research and text-writing.
3. Northeast Interpretive Sector/Black Diamond Mines Visitor Center
- Expand the Hazel-Atlas Mine tour route from 810 feet to 1,200 feet by March 1, 2009.
 - Increase volunteer/docent service by 25% over 2008 hourly totals by continuing to integrate docents into interpretive programming with naturalist staff.
 - Collaborate with Recreation Services staff to provide two interpretive kayak pilot programs at Big Break Regional Shoreline.
 - Add Big Break Regional Shoreline to the existing Coastal Clean-up venues of Marsh Creek Regional Trail and Bay Point Regional Shoreline in collaboration with Recreation Services staff, local agencies and citizen groups.
 - Plan and implement one new activity during two special events: 75th Mt. Diablo Coalfield Pioneer Monument Anniversary in Rose Hill Cemetery on Sunday, October 11, 2009; and the Mt. Diablo Coalfield Descendant’s bi-annual Picnic on Saturday, May 2, 2009.
 - Collaborate with the Planning Department, Operations staff and Antioch Unified School District to develop a preservation and maintenance plan for the historic Arata Ranch that will support the development of future interpretive programs at the site.
4. Central Interpretive Sector/Crab Cove Visitor Center
- Provide the West Oakland community with a 10% increase in Naturalist services including the number of visits to new participants, scheduled school visits, under-performing schools and total participants; use as a benchmark the data collected during the 2008 pilot of new Middle Harbor Interpretive Program.
 - Restore native vegetation to enhance habitat for endangered Clapper rails; establish new “Seedlings to Plant” program in local middle/high school science

classes where students will raise Grindelia seedlings for the school and public volunteers to plant at the restoration site.

- Implement phase one of three to create a Bay friendly coastal prairie demonstration garden. Phase one will create a landscape plan including budget, implementation and proposed timeline. The garden will restore pride, native insects, and beauty to the exterior of the visitor center.
- Strengthen the enhanced service agreement with Chabot Space and Science Center by increase Ridgeland interpretive programs 10% including general public programs, low-income school participation, and community organizations.
- Explore opportunities to include distance learning programs with interpretive and environmental education.

5. Southwest Interpretive Sector/Coyote Hills Visitor Center

- Enhance Garin visitor center operating hours in the summer by adding weekend evening and holiday weekend hours to increase public visitation and strengthen the relationship of residents and their natural resources.
- Implement two new educational initiatives; expand the current Adopt-A-School program from two schools to four schools in order to create a stronger working relationship with selected local teachers and their students from lower income communities; explore the feasibility of a weeklong nature/science camp with Recreation Services.
- Complete the development and implementation of a resource management/protection and interpretive plan in conjunction with the District's Planning and Stewardship Division and Alameda County Flood Control for the Ohlone Village Site, ALA-328.
- Expand the Coyote Hills Visitor Center operating hours in spring and summer.

6. Southeast Interpretive Sector/Sunol Visitor Center

- Develop two new outreach programs and partnerships targeting local low-income schools and organizations such as the Sustainable Agriculture Education (SAGE) and Bay Area Outreach and Recreation Program (BORP) by offering pre-trip and off-site naturalist programs.
- Collaborate with the recreation unit to provide one new interpretive program that will incorporate technologies such as GPS, PowerPoint, Ipod, digital mapping, digital photography, webcams and questing.

INTERPRETIVE & RECREATION SERVICES

- Explore the feasibility of three new special events in collaboration with recreation including private funding sponsorship sources to support event expenditures and marketing.

**OPERATIONS DIVISION-
INTERPRETIVE & RECREATION SERVICES**

RECREATION SERVICES UNIT

ROLE

The Recreation Services Unit provides recreational services to the public through programs, classes, and support activities. The role of the unit is to promote, produce, and facilitate recreational activities for park visitors that are compatible with the mission of the District. The unit coordinates more than 15 special events each year, serving special populations as well as the general public, and provides a wide variety of recreation programs, including skills classes, adventure trips, and day camp programs. The unit also manages rental facilities, which include the Brazilian Room, Fern Cottage, Martin Luther King Jr. Shoreline Center, and the Temescal Beach House. In addition, it manages the District's campground reservations and program registration systems, the District-wide volunteer program, and the subsidized bus transportation program for groups serving seniors, individuals with disabilities, and low income families.

BUDGET SUMMARY

	2006 ACTUAL	2007 ACTUAL	2008 BUDGET	2009 BUDGET	Change
OPERATING BUDGET:					
Personnel Services	\$ 1,222,293	\$ 1,341,398	\$ 1,471,884	\$ 2,023,340	37.5%
Supplies	87,235	98,491	97,559	127,219	30.4%
Services	222,720	282,543	329,948	426,676	29.3%
Equipment	5,625	-	-	-	0.0%
Total	\$ 1,537,873	\$ 1,722,432	\$ 1,899,391	\$ 2,577,235	35.7%
CAPITAL BUDGET:					
Supplies	\$ 727	\$ 3,008	\$ -	\$ -	0.0%
Services	-	14,652	-	40,000	0.0%
Land, Construction	42,643	-	-	-	0.0%
Total	\$ 43,370	\$ 17,660	\$ -	\$ 40,000	0.0%
DEPARTMENTS:					
Recreation	\$ 1,581,243	\$ 1,740,092	\$ 1,899,391	\$ 2,617,235	37.8%
Total	\$ 1,581,243	\$ 1,740,092	\$ 1,899,391	\$ 2,617,235	37.8%
FUNDING SOURCES:					
101 General Fund	\$ 1,537,873	\$ 1,722,432	\$ 1,899,391	\$ 2,577,235	35.7%
333 Capital	42,643	-	-	-	0.0%
336 OTA Projects	727	17,660	-	40,000	0.0%
Total	\$ 1,581,243	\$ 1,740,092	\$ 1,899,391	\$ 2,617,235	37.8%
STAFFING:					
Regular/Permanent	13.25	13.25	17.75	17.75	0.00
Seasonal/Temporary	3.50	3.50	3.50	3.50	0.00
Total	16.75	16.75	21.25	21.25	0.00

ONGOING OBJECTIVES

1. Provide a wide range of outdoor recreation programs serving the needs of special populations and low-income residents as well as a variety of revenue generating programs and market-oriented recreation.

**OPERATIONS DIVISION-
INTERPRETIVE & RECREATION SERVICES**

RECREATION SERVICES UNIT

2. Collaborate with interpretive and aquatic staff to develop and implement new programs in support of the District's mission.
3. Coordinate with outside agencies and private partners to offer additional outdoor recreation opportunities and joint programs in Regional Parks.
4. Provide a high level (95% satisfaction) of customer service for camping, picnic, special event and facility reservations and program registration through the District's online registration system and reservations staff.
5. Evaluate, coordinate and support expansion of volunteer opportunities throughout the District. Coordinate signature volunteer events such as; Annual Volunteer Recognition Dinner, Coastal Cleanup Day and Earth Day.
6. Ensure high quality bus transportation for qualifying school groups, seniors, youth-at-risk and disabled populations. Provide Fishing Derbies for Disabled, underserved and senior populations.
7. Coordinate, support and evaluate District-wide special events such as; Senior Picnic and music festivals.

2009 OBJECTIVES

1. Provide day camp opportunities to more than 500 youth through the District's own Park'n It Summer Day Camp, and Park'n It Leader in Training programs. Explore the feasibility of a weeklong nature/science camp with interpretive services.
2. Offer nine overnight youth leadership development camps in partnership with community organizations serving at-risk and low-income youth.
3. Plan and implement the Trails Challenge program in collaboration with community wellness/fitness programs and Public Affairs.
4. Increase transportation services to underserved populations by 5%.
5. Complete a Reservations Services department desk manual and develop a formal training program including ongoing training for veteran staff.
6. Implement the recommendations of the Reservations Business Process Review including standards for data entry, regular maintenance of customer records and online organization.

INTERPRETIVE & RECREATION SERVICES

7. Increase use of reservable facilities during off peak hours; develop a facilities improvement priorities plan in collaboration with the Maintenance and Skilled Trades Department.
8. Revise the 1993 Special Event Policy to reflect current trends in special events and park use.
9. Evaluate all 2008 recreation program offerings to modify and develop the 2010 recreation program framework.

OPERATIONS DIVISION
MAINTENANCE & SKILLED TRADES DEPARTMENT

The Maintenance and Skilled Trades Department is staffed by 68 predominately journey-level regular employees. They maintain and make upgrades to the District's roads, trails, equipment, buildings and utilities year round in support of the District's mission to provide suitable and safe facilities for both the public and District employees. In support of that mission, the Department is guided by and adheres to building and health codes, environmental regulations and District policy. The Department is decentralized and operates out of the District main office and the North and South County Corporation Yards. It is divided into three units: Maintenance Administration, Fleet Management, Roads and Sanitation and Trades.

	2006 ACTUAL	2007 ACTUAL	2008 BUDGET	2009 BUDGET	Change
OPERATING BUDGET:					
Personnel Services	\$ 5,913,910	\$ 5,973,574	\$ 7,675,152	\$ 8,175,190	6.5%
Supplies	1,698,648	1,923,282	1,954,022	2,056,455	5.2%
Services	1,059,166	1,555,657	1,473,181	1,569,954	6.6%
Equipment	845,963	1,056,940	1,866,598	2,019,836	8.2%
Total	\$ 9,517,687	\$ 10,509,453	\$ 12,968,953	\$ 13,821,435	6.6%
CAPITAL BUDGET:					
Personnel Services	\$ 236,861	\$ 507,295	\$ 309,739	\$ 294,507	-4.9%
Supplies	355,886	140,871	-	-	0.0%
Services	145,246	806,789	354,497	1,179,920	232.8%
Land, Construction	409,901	574,236	437,688	100,000	-77.2%
Total	\$ 1,147,894	\$ 2,029,192	\$ 1,101,924	\$ 1,574,427	42.9%
UNITS:					
Administration	\$ 1,282,840	\$ 1,812,794	\$ 1,959,480	\$ 1,466,578	-25.2%
Fleet Mgmt, Roads & Sanitation	6,268,769	7,465,713	7,976,968	9,159,848	14.8%
Trades	3,113,972	3,260,138	4,134,429	4,769,436	15.4%
Total	\$ 10,665,581	\$ 12,538,645	\$ 14,070,877	\$ 15,395,862	9.4%
FUNDING SOURCES:					
101 General Fund	\$ 9,205,513	\$ 9,964,823	\$ 12,142,333	\$ 12,240,771	0.8%
220 Two County LLD	311,381	528,654	606,357	732,479	20.8%
221 ECCC LLD	793	15,977	36,391	53,671	47.5%
226 Measure CC	-	-	183,872	194,514	5.8%
333 Capital	543,776	964,009	550,000	100,000	-81.8%
336 OTA Projects	604,118	1,065,183	551,924	1,474,427	167.1%
554 Equip Replacement	-	-	-	600,000	0.0%
Total	\$ 10,665,581	\$ 12,538,645	\$ 14,070,877	\$ 15,395,862	9.4%
STAFFING:					
Regular/Permanent	63.69	63.98	69.93	70.23	0.30
Seasonal/Temporary	0.00	0.00	0.00	1.00	1.00
Total	63.69	63.98	69.93	71.23	1.30

**OPERATIONS DIVISION-
MAINTENANCE & SKILLED TRADES**

ADMINISTRATION UNIT

ROLE

The Maintenance Administration Unit located at the District main office provides management and direction for policies and practices relating to maintenance, contracting and encroachments. The unit administers and prioritizes work requests; maintains a database of completed work to provide task and cost analyses for each job; maintains a database of District's structures for condition assessment and maintenance planning; issues encroachment permits to neighbors and associated agencies; contracts out major maintenance work and provides professional maintenance and construction advice to District staff.

BUDGET SUMMARY

	2006 ACTUAL	2007 ACTUAL	2008 BUDGET	2009 BUDGET	Change
OPERATING BUDGET:					
Personnel Services	\$ 527,824	\$ 558,306	\$ 625,358	\$ 564,225	-9.8%
Supplies	35,909	31,981	56,560	59,388	5.0%
Services	341,538	757,589	485,377	528,647	8.9%
Equipment	-	-	-	29,150	0.0%
Total	\$ 905,271	\$ 1,347,875	\$ 1,167,295	\$ 1,181,410	1.2%
CAPITAL BUDGET:					
Personnel Services	\$ 4,090	\$ 168	\$ -	\$ 85,168	0.0%
Supplies	300,482	58,642	-	-	0.0%
Services	9,700	43,296	354,497	100,000	-71.8%
Land, Construction	63,297	362,812	437,688	100,000	-77.2%
Total	\$ 377,569	\$ 464,918	\$ 792,185	\$ 285,168	-64.0%
UNIT:					
Administration	\$ 1,282,840	\$ 1,812,794	\$ 1,959,480	\$ 1,466,578	-25.2%
Total	\$ 1,282,840	\$ 1,812,794	\$ 1,959,480	\$ 1,466,578	-25.2%
FUNDING SOURCES:					
101 General Fund	\$ 905,271	\$ 1,347,875	\$ 1,167,295	\$ 1,181,410	1.2%
333 Capital	67,387	362,980	437,688	100,000	-77.2%
336 OTA Projects	310,182	101,938	354,497	185,168	-47.8%
Total	\$ 1,282,840	\$ 1,812,794	\$ 1,959,480	\$ 1,466,578	-25.2%
STAFFING:					
Regular/Permanent	5.00	5.00	5.00	5.00	0.00
Seasonal/Temporary	0.00	0.00	0.00	0.00	0.00
Total	5.00	5.00	5.00	5.00	0.00

ONGOING OBJECTIVES

1. Review all requests from District staff for repairs or replacement of structures, infrastructure and equipment. Prioritize those projects on a District-wide basis, focusing on public service and employee safety.

2. Manage projects funded through the capital and grants programs that fall within the scope of the Maintenance & Skilled Trades Department. Complete or be under contract for 50% of the Major Maintenance projects by June and 85% by October every year.
3. Maintain procedures to ensure that maintenance projects and approved encroachments are accomplished in accordance with environmental and jurisdictional regulations.
4. Advocate the use of green building design, construction, and materials and seek more efficient, alternative fueled vehicles.
5. Provide assistance to District staff with maintenance, contracting and encroachment permit procedures and issues. Provide updated contracting and encroachment permit training for all Operations units and other District staff as requested. Ensure that all associated paperwork follows District policy and procedures. Maintain database of completed projects.

2009 OBJECTIVES

1. Act as lead department for the Sustainability Committee and work with other District staff to complete a Board adopted policy to reduce waste District-wide.
2. Work with Legal and Construction Departments to further update and standardize District Contract forms and contracting protocols.
3. Purchase and inaugurate CarteGraph's Work Director Software program to track progress and costs on work orders and project future maintenance needs.
4. Implement changes as required by Contra Costa County Environmental Health for the facilities at Little Hills Park.
5. Refine encroachment permit process to include website application information.

**OPERATIONS DIVISION-
MAINTENANCE & SKILLED TRADES**

**FLEET MANAGEMENT, ROADS &
SANITATION UNIT**

ROLE

The Fleet Management, Roads & Sanitation Unit has District-wide responsibilities and duties in five major areas - Fleet Management Services, Pavement Maintenance and Preservation Program, Roads and Trails Maintenance and Construction, Sanitation services, and the Recycling Program. The thirteen member Roads and Trails crew performs grading, paving, erosion control, and drainage repair and maintenance. The crew also supports capital construction and special projects. The five member Sanitation crew services and maintains chemical toilets, holding tanks, septic systems, and manages the District-wide Recycling Program. The fourteen member Equipment Maintenance staff manages and services, in two service and repair facilities, a fleet of over 550 vehicles, landscaping equipment, trailers, heavy equipment, police vehicles, and fire apparatus. The three member Administrative staff oversees activities, manages several budgets, and ensures compliance of numerous regulatory requirements.

BUDGET SUMMARY

	2006 ACTUAL	2007 ACTUAL	2008 BUDGET	2009 BUDGET	Change
OPERATING BUDGET:					
Personnel Services	\$ 3,126,762	\$ 3,349,632	\$ 3,908,548	\$ 4,280,494	9.5%
Supplies	1,297,009	1,523,112	1,550,913	1,634,490	5.4%
Services	459,997	464,449	672,565	713,194	6.0%
Equipment	834,284	1,016,504	1,732,630	1,951,750	12.6%
Total	\$ 5,718,052	\$ 6,353,698	\$ 7,864,656	\$ 8,579,928	9.1%
CAPITAL BUDGET:					
Personnel Services	\$ 185,527	\$ 132,264	\$ 112,312	\$ -	-100.0%
Supplies	49,826	82,060	-	-	0.0%
Services	134,947	756,183	-	579,920	0.0%
Land, Construction	180,417	141,508	-	-	0.0%
Total	\$ 550,717	\$ 1,112,015	\$ 112,312	\$ 579,920	416.3%
DEPARTMENTS:					
Fleet Mgmt, Roads & Sanitation	\$ 6,268,769	\$ 7,465,713	\$ 7,976,968	\$ 9,159,848	14.8%
Total	\$ 6,268,769	\$ 7,465,713	\$ 7,976,968	\$ 9,159,848	14.8%
FUNDING SOURCES:					
101 General Fund	\$ 5,407,221	\$ 5,809,068	\$ 7,081,173	\$ 7,047,150	-0.5%
220 Two County LLD	310,038	528,654	605,103	731,162	20.8%
221 ECCC LLD	793	15,977	18,139	33,363	83.9%
226 Measure CC	-	-	160,241	168,253	5.0%
333 Capital	289,681	156,860	112,312	-	-100.0%
336 OTA Projects	261,036	955,156	-	579,920	0.0%
554 Equip Replacement	-	-	-	600,000	0.0%
Total	\$ 6,268,769	\$ 7,465,713	\$ 7,976,968	\$ 9,159,848	14.8%
STAFFING:					
Regular/Permanent	34.91	34.91	36.04	36.21	0.17
Seasonal/Temporary	0.00	0.00	0.00	0.00	0.00
Total	34.91	34.91	36.04	36.21	0.17

ONGOING OBJECTIVES

1. Coordinate staff, equipment, and resources to maintain the District's infrastructure and equipment fleet. Replace vehicles and equipment on a planned basis making a determined effort to purchase more fuel-efficient and lower emission engines.
2. Comply with all applicable codes, laws, and agreements that regulate the activities of the Unit. Submit annual reports to the Regional Water Quality Control Board, the Bureau of Automotive Repair, local Sanitary Districts, and County Environmental Health departments. Maintain required documents and training records for the annual and biennial inspections conducted by oversight agencies.
3. Maintain fire roads, paved trails, roads, and parking lots in a serviceable condition. Reduce soil erosion and improve drainage structures. Perform preventive maintenance as funding allows. Undertake maintenance and renovation projects utilizing funding as may be available through various sources, such as Measure CC, tenant and concessionaire maintenance funds, capital project funds and grants.
4. Actively manage and expand the District's Recycling Program.
5. Administer the Pavement Maintenance and Preservation Program. Annually forecast asphalt paving budget needs. Initiate and manage pavement repair and preservation contracts.

2009 OBJECTIVES

1. Convert chemical toilets to vault toilets at various parks to reduce Sanitation trucking costs, and to provide better facilities for the public.
2. Comply with on-road and off-road diesel engine regulations. Develop three-year action plan with estimated costs. Remove from the fleet all non-compliant diesel-powered vehicles and equipment that can't be retrofitted at a reasonable cost.
3. Finalize plans and drawings for the new South County Equipment Shop.
4. Assist the Interpretive staff with the construction of the Mobile Fish Exhibit and Mobile Visitor Center.
5. Assist Stewardship with pond dredging study and planning.

6. Retrofit underground fuel storage tanks at Tilden and Lake Chabot service yards to comply with Enhanced Vapor Recovery (EVR) Phase II rules by April 1, 2009.
7. Repair or replace the septic system at the Skyline Gate park residence.

**OPERATIONS DIVISION-
MAINTENANCE & SKILLED TRADES**

TRADES

ROLE

The Trades Unit is comprised of 25 journey-level Skilled Trades' staff members on three crews who work with other District staff to manage and maintain the District's buildings and utilities infrastructure. Trades staff responds to all maintenance emergencies, performs preventative maintenance, and makes upgrades as needed to systems and structures to improve accessibility, to meet building codes, and to expand public use opportunities in support of the District's mission. The two-member Administrative staff oversees the aforementioned activities; tracks data entry for work requests; maintains a database of all work completed via the Work Request system; manages budgets; and addresses compliance and regulatory requirements. The Administrative staff is also responsible for annual inspections of District residences and concessions.

BUDGET SUMMARY

	2006 ACTUAL	2007 ACTUAL	2008 BUDGET	2009 BUDGET	Change
OPERATING BUDGET:					
Personnel Services	\$ 2,259,324	\$ 2,065,636	\$ 3,141,246	\$ 3,330,471	6.0%
Supplies	365,730	368,189	346,549	362,577	4.6%
Services	257,631	333,619	315,239	328,113	4.1%
Equipment	11,679	40,436	133,968	38,936	-70.9%
Total	\$ 2,894,364	\$ 2,807,880	\$ 3,937,002	\$ 4,060,097	3.1%
CAPITAL BUDGET:					
Personnel Services	\$ 47,244	\$ 374,864	\$ 197,427	\$ 209,339	6.0%
Supplies	5,578	168	-	-	0.0%
Services	599	7,310	-	500,000	0.0%
Land, Construction	166,187	69,916	-	-	0.0%
Total	\$ 219,608	\$ 452,258	\$ 197,427	\$ 709,339	259.3%
UNIT:					
Trades	\$ 3,113,972	\$ 3,260,138	\$ 4,134,429	\$ 4,769,436	15.4%
Total	\$ 3,113,972	\$ 3,260,138	\$ 4,134,429	\$ 4,769,436	15.4%
FUNDING SOURCES:					
101 General Fund	\$ 2,893,021	\$ 2,807,880	\$ 3,893,865	\$ 4,012,211	3.0%
220 Two County LLD	1,343	-	1,254	1,317	5.0%
221 ECCC LLD	-	-	18,252	20,308	11.3%
226 Measure CC	-	-	23,631	26,261	11.1%
333 Capital	186,708	444,169	-	-	0.0%
336 OTA Projects	32,900	8,089	197,427	709,339	259.3%
Total	\$ 3,113,972	\$ 3,260,138	\$ 4,134,429	\$ 4,769,436	15.4%
STAFFING:					
Regular/Permanent	24.07	24.07	28.89	29.02	0.13
Seasonal/Temporary	0.00	0.00	0.00	1.00	1.00
Total	24.07	24.07	28.89	30.02	1.13

ONGOING OBJECTIVES

1. Ensure permit and safety compliance for construction and maintenance projects. Work with Risk Management to implement standard operating procedures and work rules for District employees.
2. Immediately respond to health and safety emergencies to ensure continual operation of District facilities and structures.
3. Evaluate and prioritize work requested from District staff. Estimate the time and materials required for each request for maintenance, improvements and new construction.
4. Work with the Revenue Manager and Unit Managers to yearly inspect concessions, residences and other District structures. Identify existing District structures that should be remodeled and/or repaired for code compliance and future revenue enhancement.
5. Practice good customer service to District staff and the public. Request feedback from customers and respond appropriately to comments and concerns.

2009 OBJECTIVES

1. Replace or make extensive repairs to the Del Valle Water Treatment Plant clarifier including a shelter to keep debris from entering the system.
2. Complete at least three major "A-1" priority ADA projects as identified by the District's ADA Transition plan.
3. Bring the Kennedy Grove public restroom into ADA compliance and expand the capacity by remodeling the existing restrooms utilizing the obsolete vending machine area.
4. Upgrade the Dairy Glen group campsite at Coyote Hills in support of the existing camping task force recommendations.
5. Schedule and hold monthly meetings with Operations staff, Water Management, and the Water Utility Maintenance Supervisor to plan and implement upgrades to District water treatment systems.
6. Upgrade the water systems at Brushy Peak and Sunol Park.

OPERATIONS DIVISION

BUDGET BY UNIT/PARK LOCATION

	Personnel					
Unit/Location	Services	Supplies	Services	Equipment	Total	
OPERATIONS DIVISION						
Administration						
Budget 2008	821,210	1,989	45,088	0	868,287	
Budget 2009	1,104,596	20,375	67,341	16,144	1,208,456	
% Change	34.5%	924.4%	49.4%	0.0%	39.2%	
PARK OPERATIONS DEPARTMENT						
Administration						
Budget 2008	234,408	145,471	352,051	0	731,930	
Budget 2009	251,471	174,745	369,655	0	795,871	
% Change	7.3%	20.1%	5.0%	0.0%	8.7%	
INTERPRETIVE PARKLANDS UNIT						
Administrative						
Budget 2008	184,427	4,585	2,948	10,500	202,460	
Budget 2009	270,310	4,814	3,096	4,750	282,970	
% Change	46.6%	5.0%	5.0%	-54.8%	39.8%	
Bishop Ranch Open Space Regional Preserve						
Budget 2008	0	0	2,071	0	2,071	
Budget 2009	0	0	2,175	0	2,175	
% Change	0.0%	0.0%	5.0%	0.0%	5.0%	
Black Diamond Mines Regional Preserve						
Budget 2008	385,948	18,542	59,069	0	463,559	
Budget 2009	400,703	19,471	62,022	0	482,196	
% Change	3.8%	5.0%	5.0%	0.0%	4.0%	
Briones Regional Park						
Budget 2008	428,435	39,088	32,886	0	500,409	
Budget 2009	468,987	46,044	34,281	0	549,312	
% Change	9.5%	17.8%	4.2%	0.0%	9.8%	
Calaveras Ridge Trail						
Budget 2008	49,990	1,632	30,000	0	81,622	
Budget 2009	51,037	1,714	0	12,600	65,351	
% Change	2.1%	5.0%	-100.0%	0.0%	-19.9%	
Coyote Hills Regional Park						
Budget 2008	539,644	39,415	87,462	0	666,521	
Budget 2009	572,241	46,387	80,807	0	699,435	
% Change	6.0%	17.7%	-7.6%	0.0%	4.9%	
Dry Creek Pioneer Regional Park						
Budget 2008	182,814	14,469	10,261	0	207,544	
Budget 2009	192,590	15,692	10,775	0	219,057	
% Change	5.3%	8.5%	5.0%	0.0%	5.5%	
Dublin Hills						
Budget 2008	22,756	2,000	0	0	24,756	
Budget 2009	23,239	2,100	0	0	25,339	
% Change	2.1%	5.0%	0.0%	0.0%	2.4%	
Garin Regional Park						
Budget 2008	404,441	31,568	31,347	123,600	590,956	
Budget 2009	422,621	34,037	39,367	77,280	573,305	
% Change	4.5%	7.8%	25.6%	-37.5%	-3.0%	

OPERATIONS DIVISION

BUDGET BY UNIT/PARK LOCATION

Unit/Location	Personnel					Total
	Services	Supplies	Services	Equipment		
Las Trampas Wilderness Regional Preserve						
Budget 2008	319,210	23,145	78,845	0		421,200
Budget 2009	326,250	23,673	81,788	0		431,711
% Change	2.2%	2.3%	3.7%	0.0%		2.5%
Las Trampas to Mt. Diablo						
Budget 2008	4,500	600	0	0		5,100
Budget 2009	4,635	630	0	0		5,265
% Change	3.0%	5.0%	0.0%	0.0%		3.2%
Mission Peak Regional Preserve						
Budget 2008	95,390	5,509	14,858	0		115,757
Budget 2009	103,628	5,782	15,601	0		125,011
% Change	8.6%	5.0%	5.0%	0.0%		8.0%
Morgan Territory Regional Preserve						
Budget 2008	91,556	3,864	10,044	0		105,464
Budget 2009	94,908	4,059	10,547	0		109,514
% Change	3.7%	5.0%	5.0%	0.0%		3.8%
Pleasanton Ridge Regional Park						
Budget 2008	351,708	18,516	28,323	2,000		400,547
Budget 2009	339,724	17,342	29,740	0		386,806
% Change	-3.4%	-6.3%	5.0%	-100.0%		-3.4%
Round Valley Regional Preserve						
Budget 2008	110,717	3,770	5,647	0		120,134
Budget 2009	114,321	3,959	5,929	0		124,209
% Change	3.3%	5.0%	5.0%	0.0%		3.4%
Sunol/Ohlone Regional Wilderness						
Budget 2008	492,184	27,150	31,927	0		551,261
Budget 2009	523,642	28,967	33,065	0		585,674
% Change	6.4%	6.7%	3.6%	0.0%		6.2%
Sycamore Valley Open Space Regional Preserve						
Budget 2008	94,416	2,092	3,138	0		99,646
Budget 2009	108,115	2,197	3,295	0		113,607
% Change	14.5%	5.0%	5.0%	0.0%		14.0%
Total Interpretive Parklands Unit						
Budget 2008	3,758,136	235,945	428,826	136,100		4,559,007
Budget 2009	4,016,951	256,868	412,488	94,630		4,780,937
% Change	6.9%	8.9%	-3.8%	-30.5%		4.9%
LAKES UNIT						
Administrative						
Budget 2008	271,465	1,254	3,686	27,300		303,705
Budget 2009	280,639	1,317	3,869	19,400		305,225
% Change	3.4%	5.0%	5.0%	-28.9%		0.5%
Arroyo Del Valle Camp						
Budget 2008	146,460	28,167	56,375	0		231,002
Budget 2009	152,312	29,576	59,194	0		241,082
% Change	4.0%	5.0%	5.0%	0.0%		4.4%

OPERATIONS DIVISION

BUDGET BY UNIT/PARK LOCATION

Unit/Location	Personnel					Total
	Services	Supplies	Services	Equipment		
Brushy Peak Regional Preserve						
Budget 2008	102,149	1,574	6,579	0		110,302
Budget 2009	105,812	1,653	6,908	0		114,373
% Change	3.6%	5.0%	5.0%	0.0%		3.7%
Del Valle Regional Park						
Budget 2008	1,245,024	137,779	181,490	0		1,564,293
Budget 2009	1,245,913	144,668	190,564	19,300		1,600,445
% Change	0.1%	5.0%	5.0%	0.0%		2.3%
Lake Chabot Regional Park						
Budget 2008	778,241	48,180	71,684	0		898,105
Budget 2009	796,719	50,589	75,268	0		922,576
% Change	2.4%	5.0%	5.0%	0.0%		2.7%
Quarry Lakes						
Budget 2008	694,382	59,822	88,391	0		842,595
Budget 2009	723,122	62,814	92,812	0		878,748
% Change	4.1%	5.0%	5.0%	0.0%		4.3%
Shadow Cliffs						
Budget 2008	873,076	64,925	127,580	0		1,065,581
Budget 2009	924,285	83,172	118,960	0		1,126,417
% Change	5.9%	28.1%	-6.8%	0.0%		5.7%
Willow Park Golf Course						
Budget 2008	0	1,781	46,318	0		48,099
Budget 2009	0	1,870	48,634	0		50,504
% Change	0.0%	5.0%	5.0%	0.0%		5.0%
Total Lakes Unit						
Budget 2008	4,110,797	343,482	582,103	27,300		5,063,682
Budget 2009	4,228,802	375,659	596,209	38,700		5,239,370
% Change	2.9%	9.4%	2.4%	41.8%		3.5%
MINING OPERATIONS UNIT						
Black Diamond Mines Regional Preserve						
Budget 2008	504,101	94,519	22,074	0		620,694
Budget 2009	524,331	49,245	23,178	0		596,754
% Change	4.0%	-47.9%	5.0%	0.0%		-3.9%
PARKLAND UNIT						
Administrative						
Budget 2008	276,750	2,197	4,784	24,700		308,431
Budget 2009	272,871	2,307	5,024	16,430		296,632
% Change	-1.4%	5.0%	5.0%	-33.5%		-3.8%
Anthony Chabot Regional Park						
Budget 2008	798,012	52,227	104,580	0		954,819
Budget 2009	864,217	54,839	109,809	0		1,028,865
% Change	8.3%	5.0%	5.0%	0.0%		7.8%
Botanic Garden						
Budget 2008	692,325	23,664	16,826	0		732,815
Budget 2009	729,668	24,649	17,866	0		772,183
% Change	5.4%	4.2%	6.2%	0.0%		5.4%

OPERATIONS DIVISION

BUDGET BY UNIT/PARK LOCATION

Unit/Location	Personnel				Total
	Services	Supplies	Services	Equipment	
Leona Canyon					
Budget 2008	0	3,222	0	0	3,222
Budget 2009	0	3,383	0	0	3,383
% Change	0.0%	5.0%	0.0%	0.0%	5.0%
Redwood Regional Park					
Budget 2008	531,422	27,334	41,343	0	600,099
Budget 2009	560,241	28,703	43,410	0	632,354
% Change	5.4%	5.0%	5.0%	0.0%	5.4%
Sibley/Claremont/Huckleberry Regional Preserves					
Budget 2008	395,040	16,334	24,566	9,400	445,340
Budget 2009	412,348	17,153	25,795	9,840	465,136
% Change	4.4%	5.0%	5.0%	4.7%	4.4%
Tilden Regional Park					
Budget 2008	982,347	57,932	233,661	0	1,273,940
Budget 2009	1,036,958	60,829	250,343	0	1,348,130
% Change	5.6%	5.0%	7.1%	0.0%	5.8%
Wildcat Canyon/Alvarado Regional Parks					
Budget 2008	511,415	22,933	28,707	0	563,055
Budget 2009	531,662	25,082	29,142	0	585,886
% Change	4.0%	9.4%	1.5%	0.0%	4.1%
Total Parkland Unit					
Budget 2008	4,187,311	205,843	454,467	34,100	4,881,721
Budget 2009	4,407,965	216,945	481,389	26,270	5,132,569
% Change	5.3%	5.4%	5.9%	-23.0%	5.1%
RECREATION AREAS UNIT					
Administrative					
Budget 2008	307,765	4,305	4,243	0	316,313
Budget 2009	245,071	4,522	4,455	0	254,048
% Change	-20.4%	5.0%	5.0%	0.0%	-19.7%
Cull Canyon Regional Recreation Area					
Budget 2008	461,865	44,788	54,715	0	561,368
Budget 2009	492,566	47,028	57,450	0	597,044
% Change	6.6%	5.0%	5.0%	0.0%	6.4%
Contra Loma Regional Park (moved from Lakes Unit in 2009)					
Budget 2008	894,886	109,757	156,505	0	1,161,148
Budget 2009	935,632	116,874	162,699	0	1,215,205
% Change	4.6%	6.5%	4.0%	0.0%	4.7%
Diablo Foothills Regional Park					
Budget 2008	286,973	50,209	58,713	46,900	442,795
Budget 2009	313,670	46,649	64,149	0	424,468
% Change	9.3%	-7.1%	9.3%	-100.0%	-4.1%
Don Castro Regional Recreation Area					
Budget 2008	478,069	61,192	84,981	0	624,242
Budget 2009	535,370	64,253	79,922	0	679,545
% Change	12.0%	5.0%	-6.0%	0.0%	8.9%

OPERATIONS DIVISION

BUDGET BY UNIT/PARK LOCATION

Unit/Location	Personnel					Total
	Services	Supplies	Services	Equipment		
Kennedy Grove Regional Recreation Area						
Budget 2008	394,469	28,624	41,830	0		464,923
Budget 2009	426,960	30,057	43,921	0		500,938
% Change	8.2%	5.0%	5.0%	0.0%		7.7%
Roberts Regional Recreation Area						
Budget 2008	450,296	34,419	85,000	0		569,715
Budget 2009	497,577	41,142	94,252	0		632,971
% Change	10.5%	19.5%	10.9%	0.0%		11.1%
Temescal Regional Recreation Area						
Budget 2008	476,780	39,379	104,768	0		620,927
Budget 2009	616,828	45,264	109,506	0		771,598
% Change	29.4%	14.9%	4.5%	0.0%		24.3%
Volunteer Resources						
Budget 2008	108,487	28,778	2,909	0		140,174
Budget 2009	106,596	30,217	3,055	0		139,868
% Change	-1.7%	5.0%	5.0%	0.0%		-0.2%
Total Recreation Areas Unit						
Budget 2008	3,859,590	401,451	593,664	46,900		4,901,605
Budget 2009	4,170,270	426,006	619,409	0		5,215,685
% Change	8.0%	6.1%	4.3%	-100.0%		6.4%
REGIONAL TRAILS UNIT						
Administrative						
Budget 2008	191,455	840	1,783	0		194,078
Budget 2009	153,987	882	1,872	6,950		163,691
% Change	-19.6%	5.0%	5.0%	0.0%		-15.7%
Alameda County Trails						
Budget 2008	423,866	21,224	13,936	0		459,026
Budget 2009	440,262	22,287	14,633	0		477,182
% Change	3.9%	5.0%	5.0%	0.0%		4.0%
Alternative Work Program - Alameda County						
Budget 2008	114,854	4,280	3,760	0		122,894
Budget 2009	119,364	4,493	3,948	0		127,805
% Change	3.9%	5.0%	5.0%	0.0%		4.0%
Alternative Work Program - Contra Costa County						
Budget 2008	115,938	4,459	3,168	0		123,565
Budget 2009	115,339	4,682	3,326	0		123,347
% Change	-0.5%	5.0%	5.0%	0.0%		-0.2%
Antioch-Oakley Regional Shoreline						
Budget 2008	128,002	32,622	14,537	0		175,161
Budget 2009	131,342	34,254	15,264	0		180,860
% Change	2.6%	5.0%	5.0%	0.0%		3.3%
Bay Point Regional Shoreline (moved from Shoreline Unit 2009)						
Budget 2008	64,660	6,800	6,100	18,600		96,160
Budget 2009	69,403	7,140	6,405	0		82,948
% Change	7.3%	5.0%	5.0%	-100.0%		-13.7%

OPERATIONS DIVISION

BUDGET BY UNIT/PARK LOCATION

Unit/Location	Personnel				Total
	Services	Supplies	Services	Equipment	
Big Break Regional Shoreline					
Budget 2008	149,404	22,205	60,025	37,000	268,634
Budget 2009	173,018	23,316	63,026	14,700	274,060
% Change	15.8%	5.0%	5.0%	-60.3%	2.0%
CA State Riding & Hiking Trail					
Budget 2008	0	1,150	0	0	1,150
Budget 2009	0	1,208	0	0	1,208
% Change	0.0%	5.0%	0.0%	0.0%	5.0%
Contra Costa Trails					
Budget 2008	840,025	38,689	82,071	1,000	961,785
Budget 2009	855,840	40,625	86,175	0	982,640
% Change	1.9%	5.0%	5.0%	-100.0%	2.2%
Delta de Anza Trail					
Budget 2008	8,950	4,773	5,436	0	19,159
Budget 2009	9,125	5,011	5,708	0	19,844
% Change	2.0%	5.0%	5.0%	0.0%	3.6%
East Contra Costa Trails					
Budget 2008	437,850	20,096	22,818	0	480,764
Budget 2009	441,332	21,101	23,959	0	486,392
% Change	0.8%	5.0%	5.0%	0.0%	1.2%
Marsh Creek Trail					
Budget 2008	0	3,075	0	0	3,075
Budget 2009	0	3,229	0	0	3,229
% Change	0.0%	5.0%	0.0%	0.0%	5.0%
Iron Horse Trail					
Budget 2008	0	0	10,767	0	10,767
Budget 2009	0	0	11,305	0	11,305
% Change	0.0%	0.0%	5.0%	0.0%	5.0%
Tassajarra Creek Trail					
Budget 2008	0	2,723	0	0	2,723
Budget 2009	0	2,859	0	0	2,859
% Change	0.0%	5.0%	0.0%	0.0%	5.0%
Vasco Caves Regional Preserve					
Budget 2008	0	3,024	42,034	11,595	56,653
Budget 2009	0	3,175	44,137	12,175	59,487
% Change	0.0%	5.0%	5.0%	5.0%	5.0%
Total Regional Trails Unit					
Budget 2008	2,475,004	165,960	266,435	68,195	2,975,594
Budget 2009	2,509,012	174,262	279,758	33,825	2,996,857
% Change	1.4%	5.0%	5.0%	-50.4%	0.7%
REVENUE UNIT (Dept. reorganized in 2008; 2009 budget resides in various depts.)					
Administrative					
Budget 2008	803,581	46,692	71,606	15,375	937,254
Budget 2009	0	0	0	0	0
% Change	-100.0%	-100.0%	-100.0%	-100.0%	-100.0%

OPERATIONS DIVISION

BUDGET BY UNIT/PARK LOCATION

Unit/Location	Personnel				
	Services	Supplies	Services	Equipment	Total
Total Revenue Management					
Budget 2008	803,581	46,692	71,606	15,375	937,254
Budget 2009	0	0	0	0	0
% Change	-100.0%	-100.0%	-100.0%	-100.0%	-100.0%
SHORELINE UNIT					
Administrative					
Budget 2008	285,199	1,342	1,341	11,000	298,882
Budget 2009	295,300	532	2,285	16,800	314,917
% Change	3.5%	-60.4%	70.4%	52.7%	5.4%
Brooks Island					
Budget 2008	0	2,406	48,203	0	50,609
Budget 2009	0	2,525	50,613	0	53,138
% Change	0.0%	4.9%	5.0%	0.0%	5.0%
Carquinez Strait Regional Shoreline					
Budget 2008	257,552	10,982	16,735	0	285,269
Budget 2009	281,538	11,529	17,571	0	310,638
% Change	9.3%	5.0%	5.0%	0.0%	8.9%
Crockett Hill Regional Park					
Budget 2008	74,799	5,448	5,437	0	85,684
Budget 2009	75,832	5,721	5,709	0	87,262
% Change	1.4%	5.0%	5.0%	0.0%	1.8%
Crown Regional Shoreline					
Budget 2008	826,932	60,506	157,416	25,000	1,069,854
Budget 2009	860,679	63,031	165,286	0	1,088,996
% Change	4.1%	4.2%	5.0%	-100.0%	1.8%
Eastshore State Park					
Budget 2008	172,475	4,815	12,206	0	189,496
Budget 2009	186,365	5,055	9,667	0	201,087
% Change	8.1%	5.0%	-20.8%	0.0%	6.1%
Hayward Regional Shoreline					
Budget 2008	422,356	20,018	57,556	0	499,930
Budget 2009	423,205	21,020	58,023	0	502,248
% Change	0.2%	5.0%	0.8%	0.0%	0.5%
Martin Luther King Jr. Regional Shoreline					
Budget 2008	709,485	77,868	77,660	75,000	940,013
Budget 2009	743,744	37,663	78,393	0	859,800
% Change	4.8%	-51.6%	0.9%	-100.0%	-8.5%
Martinez Regional Shoreline					
Budget 2008	314,823	20,507	61,489	0	396,819
Budget 2009	326,677	21,532	69,564	0	417,773
% Change	3.8%	5.0%	13.1%	0.0%	5.3%
Middle Harbor Shoreline Park					
Budget 2008	565,719	85,381	71,035	19,859	741,994
Budget 2009	570,268	89,650	74,585	15,000	749,503
% Change	0.8%	5.0%	5.0%	-24.5%	1.0%

OPERATIONS DIVISION

BUDGET BY UNIT/PARK LOCATION

Unit/Location	Personnel				Total
	Services	Supplies	Services	Equipment	
Miller/Knox Regional Shoreline					
Budget 2008	583,528	16,428	83,954	0	683,910
Budget 2009	621,383	17,250	88,153	0	726,786
% Change	6.5%	5.0%	5.0%	0.0%	6.3%
Oyster Bay Regional Shoreline					
Budget 2008	205,793	4,809	51,558	0	262,160
Budget 2009	213,751	10,048	49,136	0	272,935
% Change	3.9%	108.9%	-4.7%	0.0%	4.1%
Point Isabel Regional Shoreline					
Budget 2008	0	49,315	38,153	0	87,468
Budget 2009	0	51,781	40,060	0	91,841
% Change	0.0%	5.0%	5.0%	0.0%	5.0%
Point Pinole Regional Shoreline					
Budget 2008	633,197	28,007	48,485	0	709,689
Budget 2009	694,360	39,407	45,909	0	779,676
% Change	9.7%	40.7%	-5.3%	0.0%	9.9%
San Pablo Bay Regional Shoreline					
Budget 2008	0	2,517	2,403	0	4,920
Budget 2009	0	2,643	2,523	0	5,166
% Change	0.0%	5.0%	5.0%	0.0%	5.0%
Water Bird Regional Preserve					
Budget 2008	22,798	2,723	2,725	0	28,246
Budget 2009	22,939	2,859	2,861	0	28,659
% Change	0.6%	5.0%	5.0%	0.0%	1.5%
Wildcat Creek Trail					
Budget 2008	0	2,400	1,500	0	3,900
Budget 2009	0	2,520	1,575	0	4,095
% Change	0.0%	5.0%	5.0%	0.0%	5.0%
Total Shoreline Unit					
Budget 2008	5,074,656	395,472	737,856	130,859	6,338,843
Budget 2009	5,316,041	384,766	761,913	31,800	6,494,520
% Change	4.8%	-2.7%	3.3%	-75.7%	2.5%

INTERPRETIVE & RECREATION SERVICES DEPARTMENT

Administrative					
Budget 2008	264,608	5,177	49,364	0	319,149
Budget 2009	294,133	2,285	36,083	0	332,501
% Change	11.2%	-55.9%	-26.9%	0.0%	4.2%
Community Resources					
Budget 2008	0	943	403,934	0	404,877
Budget 2009	0	990	371,014	0	372,004
% Change	0.0%	5.0%	-8.1%	0.0%	-8.1%
Special Events					
Budget 2008	0	3,541	40,551	0	44,092
Budget 2009	0	3,718	42,579	0	46,297
% Change	0.0%	5.0%	5.0%	0.0%	5.0%

OPERATIONS DIVISION

BUDGET BY UNIT/PARK LOCATION

Personnel					
Unit/Location	Services	Supplies	Services	Equipment	Total
Total Interpretive & Recreation Administrative					
Budget 2008	264,608	9,661	493,849	0	768,118
Budget 2009	294,133	6,993	449,676	0	750,802
% Change	11.2%	-27.6%	-8.9%	0.0%	-2.3%
INTERPRETIVE SERVICES UNIT					
Administrative					
Budget 2008	192,104	22,430	36,595	0	251,129
Budget 2009	336,184	23,334	38,643	0	398,161
% Change	75.0%	4.0%	5.6%	0.0%	58.5%
Ardenwood Historic Farm Regional Preserve					
Budget 2008	1,347,872	66,390	293,236	13,600	1,721,098
Budget 2009	1,425,754	73,209	304,397	0	1,803,360
% Change	5.8%	10.3%	3.8%	-100.0%	4.8%
Black Diamond Mines Interpretive Center					
Budget 2008	720,628	29,276	31,740	21,000	802,644
Budget 2009	734,371	22,740	41,328	0	798,439
% Change	1.9%	-22.3%	30.2%	-100.0%	-0.5%
Coyote Hills Interpretive Center					
Budget 2008	586,015	43,052	16,481	0	645,548
Budget 2009	619,986	45,206	17,306	0	682,498
% Change	5.8%	5.0%	5.0%	0.0%	5.7%
Crab Cove Interpretive Center					
Budget 2008	603,146	31,468	29,962	0	664,576
Budget 2009	628,566	34,042	31,460	0	694,068
% Change	4.2%	8.2%	5.0%	0.0%	4.4%
Exhibit Labs					
Budget 2008	351,444	53,549	64,522	0	469,515
Budget 2009	361,282	56,227	67,748	0	485,257
% Change	2.8%	5.0%	5.0%	0.0%	3.4%
Middle Harbor Interpretive Center					
Budget 2008	105,569	16,197	5,566	0	127,332
Budget 2009	127,636	17,007	5,845	0	150,488
% Change	20.9%	5.0%	5.0%	0.0%	18.2%
Sunol Interpretive Center					
Budget 2008	519,972	23,527	13,632	0	557,131
Budget 2009	548,583	25,703	14,314	0	588,600
% Change	5.5%	9.2%	5.0%	0.0%	5.6%
Tilden Nature Area Center					
Budget 2008	1,119,144	77,473	42,608	0	1,239,225
Budget 2009	1,146,548	81,345	44,739	0	1,272,632
% Change	2.4%	5.0%	5.0%	0.0%	2.7%
Total Interpretive Services Unit					
Budget 2008	5,545,894	363,362	534,342	34,600	6,478,198
Budget 2009	5,928,910	378,813	565,780	0	6,873,503
% Change	6.9%	4.3%	5.9%	-100.0%	6.1%

OPERATIONS DIVISION

BUDGET BY UNIT/PARK LOCATION

	Personnel				
Unit/Location	Services	Supplies	Services	Equipment	Total
RECREATION UNIT					
Administrative					
Budget 2008	191,822	2,931	2,944	0	197,697
Budget 2009	197,031	3,078	3,090	0	203,199
% Change	2.7%	5.0%	5.0%	0.0%	2.8%
Community/Volunteer Program					
Budget 2008	79,320	28,761	11,808	0	119,889
Budget 2009	92,760	32,662	9,934	0	135,356
% Change	16.9%	13.6%	-15.9%	0.0%	12.9%
Outdoor Recreation					
Budget 2008	396,900	43,034	102,579	0	542,513
Budget 2009	420,295	49,336	103,558	0	573,189
% Change	5.9%	14.6%	1.0%	0.0%	5.7%
Park Express					
Budget 2008	144,836	12,861	146,073	0	303,770
Budget 2009	177,893	12,504	154,376	0	344,773
% Change	22.8%	-2.8%	5.7%	0.0%	13.5%
Reservations					
Budget 2008	659,006	9,972	66,544	0	735,522
Budget 2009	692,510	2,311	100,531	0	795,352
% Change	5.1%	-76.8%	51.1%	0.0%	8.1%
Recreation Facilities (2008 budget was included in Revenue Unit)					
Budget 2008	0	0	0	0	0
Budget 2009	442,851.00	27,328.00	55,187.00	-	525,366.00
% Change	0.0%	0.0%	0.0%	0.0%	0.0%
Total Recreation Unit					
Budget 2008	1,471,884	97,559	329,948	0	1,899,391
Budget 2009	2,023,340	127,219	426,676	0	2,577,235
% Change	37.5%	30.4%	29.3%	0.0%	35.7%
MAINTENANCE & SKILLED TRADES DEPARTMENT					
Maintenance Operations Administration					
Budget 2008	625,358	4,071	42,946	0	672,375
Budget 2009	564,225	4,274	64,094	29,150	661,743
% Change	-9.8%	5.0%	49.2%	0.0%	-1.6%
Equipment Unit Administration					
Budget 2008	401,754	5,700	17,616	0	425,070
Budget 2009	424,970	5,986	18,497	0	449,453
% Change	5.8%	5.0%	5.0%	0.0%	5.7%
Equipment Maintenance					
Budget 2008	1,672,032	1,251,939	289,576	127,000	3,340,547
Budget 2009	1,805,824	1,295,567	311,055	158,750	3,571,196
% Change	8.0%	3.5%	7.4%	25.0%	6.9%
Major Maintenance					
Budget 2008	0	52,489	442,431	0	494,920
Budget 2009	0	55,114	464,553	0	519,667
% Change	0.0%	5.0%	5.0%	0.0%	5.0%
New/Replacement Vehicles					
Budget 2008	0	0	0	1,092,030	1,092,030

OPERATIONS DIVISION

BUDGET BY UNIT/PARK LOCATION

Unit/Location	Personnel				Total
	Services	Supplies	Services	Equipment	
Budget 2009	0	0	0	1,637,732	1,637,732
% Change	0.0%	0.0%	0.0%	50.0%	50.0%
Residence Maintenance					
Budget 2008	0	51,059	90,029	0	141,088
Budget 2009	0	53,612	94,530	0	148,142
% Change	0.0%	5.0%	5.0%	0.0%	5.0%
Road & Trails					
Budget 2008	1,314,922	260,408	316,937	266,700	2,158,967
Budget 2009	1,500,328	298,427	332,785	110,968	2,242,508
% Change	14.1%	14.6%	5.0%	-58.4%	3.9%
Sanitation					
Budget 2008	519,840	32,866	48,436	246,900	848,042
Budget 2009	549,372	34,510	50,857	44,300	679,039
% Change	5.7%	5.0%	5.0%	-82.1%	-19.9%
Trades					
Budget 2008	3,141,246	295,490	225,210	133,968	3,795,914
Budget 2009	3,330,471	308,965	233,583	38,936	3,911,955
% Change	6.0%	4.6%	3.7%	-70.9%	3.1%
Total Maintenance & Skilled Trades					
Budget 2008	7,675,152	1,954,022	1,473,181	1,866,598	12,968,953
Budget 2009	8,175,190	2,056,455	1,569,954	2,019,836	13,821,435
% Change	6.5%	5.2%	6.6%	8.2%	6.6%
GRAND TOTAL					
Budget 2008	40,786,332	4,461,428	6,385,490	2,360,027	53,993,277
Budget 2009	42,951,012	4,648,351	6,623,426	2,261,205	56,483,994
% Change	5.3%	4.2%	3.7%	-4.2%	4.6%

Note: Reflects Operating Budget only.

Page Intentionally Left Blank

PLANNING/STEWARDSHIP & DEVELOPMENT DIVISION

The Planning/Stewardship & Development Division plans, develops and monitors the public use of the District lands, balancing use with the integrity, health and solitude of these places. Success in this effort is defined as barrier-free public access, which allows the parklands to preserve their intrinsic natural and cultural values.

	2006 ACTUAL	2007 ACTUAL	2008 BUDGET	2009 BUDGET	Change
OPERATING BUDGET:					
Personnel Services	\$ 4,510,062	\$ 5,021,471	\$ 5,700,431	\$ 3,698,831	-35.1%
Supplies	471,218	510,435	657,175	655,325	-0.3%
Services	575,794	690,910	1,115,234	1,150,265	3.1%
Equipment	125,119	39,374	82,416	14,654	-82.2%
Total	\$ 5,682,193	\$ 6,262,190	\$ 7,555,256	\$ 5,519,075	-27.0%
CAPITAL BUDGET:					
Personnel Services	\$ 1,303,834	\$ 1,350,174	\$ 1,602,502	\$ 3,948,117	146.4%
Supplies	91,300	86,608	-	-	0.0%
Services	1,236,239	507,449	580,000	609,000	5.0%
Land, Construction	8,658,166	9,457,415	50,000	3,224,320	6348.6%
Total	\$ 11,289,539	\$ 11,401,647	\$ 2,232,502	\$ 7,781,437	248.6%
DEPARTMENTS:					
Administration	\$ 371,925	\$ 467,022	\$ 519,663	\$ 988,027	90.1%
Design & Construction	12,012,699	12,526,556	4,455,574	6,947,136	55.9%
Planning & Stewardship	4,587,108	4,670,258	4,812,521	5,365,349	11.5%
Total	\$ 16,971,732	\$ 17,663,836	\$ 9,787,758	\$ 13,300,512	35.9%
FUNDING SOURCES:					
101 General Fund	\$ 5,643,484	\$ 6,205,052	\$ 7,493,672	\$ 5,454,903	-27.2%
220 Two County LLD	1,908	-	529	555	4.9%
226 Measure CC	33,281	57,137	61,055	63,617	4.2%
333 Capital	9,766,497	10,642,189	1,591,050	4,384,541	175.6%
336 OTA Projects	1,523,042	759,458	641,452	3,396,896	429.6%
Total	\$ 16,971,732	\$ 17,663,836	\$ 9,787,758	\$ 13,300,512	35.9%
STAFFING:					
Regular/Permanent	52.67	52.65	55.65	55.65	0.00
Seasonal/Temporary	0.00	0.00	0.50	0.50	0.00
Total	52.67	52.65	56.15	56.15	0.00

ROLE

The Planning/Stewardship & Development Division plans, develops and monitors the public use of the District lands, balancing use with the integrity, health and solitude of these places. Success in this effort is defined as barrier-free public access, which preserves the parklands intrinsic natural and cultural resources.

BUDGET SUMMARY

	2006 ACTUAL	2007 ACTUAL	2008 BUDGET	2009 BUDGET	Change
OPERATING BUDGET:					
Personnel Services	\$ 334,269	\$ 393,740	\$ 396,804	\$ 409,025	3.1%
Supplies	100	13,587	2,414	2,534	5.0%
Services	28,021	30,321	120,445	126,468	5.0%
Equipment	-	29,374	-	-	0.0%
Total	\$ 362,390	\$ 467,022	\$ 519,663	\$ 538,027	3.5%
CAPITAL BUDGET:					
Land, Construction	\$ 9,535	\$ -	\$ -	\$ 450,000	0.0%
Total	\$ 9,535	\$ -	\$ -	\$ 450,000	0.0%
DEPARTMENTS:					
Administration	\$ 371,925	\$ 467,022	\$ 519,663	\$ 988,027	90.1%
Total	\$ 371,925	\$ 467,022	\$ 519,663	\$ 988,027	90.1%
FUNDING SOURCES:					
101 General Fund	\$ 362,390	\$ 467,022	\$ 519,134	\$ 537,472	3.5%
220 Two County LLD	-	-	529	555	4.9%
333 Capital	9,535	-	-	450,000	0.0%
Total	\$ 371,925	\$ 467,022	\$ 519,663	\$ 988,027	90.1%
STAFFING:					
Regular/Permanent	3.50	2.53	2.53	2.53	0.00
Seasonal/Temporary	0.00	0.00	0.00	0.00	0.00
Total	3.50	2.53	2.53	2.53	0.00

ONGOING OBJECTIVES

1. Coordinate the efforts of the Division to provide an efficient process of project planning, design, construction and resource stewardship throughout the District.
2. Provide administrative oversight and guidance to Division Department heads.
3. Communicate the concerns and interests of the Board of Directors and the General Manager to the staff of the Division.
4. Process requests for training, memberships and overtime for the Division staff.

5. Provide clerical support for the Division staff.
6. Provide staff support for the Board Natural and Cultural Resources Committee, the Richmond Liaison Committee, the Hayward Area Shoreline Planning Agency (HASPA), Ecology committee and the Alameda Creek Policy Advisory Committee.
7. Participate in the annual Board Workshops on finances, capital projects and land acquisition.
8. Implement the use of Microsoft Project software for the scheduling and tracking of Capital Projects Division-wide.

2009 OBJECTIVES

1. Work with the appropriate stakeholders to facilitate:
 - Approval and implementation of the Delta Science Center building plan.
 - Start of the Master Plan amendment process.
 - Provision of resources and staff for the District's participation in the Eastern Contra Costa County Habitat Conservation Plan.
 - Implementation of the of the District's Americans with Disabilities Act Transition Plan.
 - Development of the Dumbarton Quarry recreation area of Coyote Hills Regional Park by generating a viable plan to move water from the Alameda Creek Channel to the future lake at the Quarry.
 - Administration and implementation of the Regional Park Bond extension projects.
 - Development of the Gateway Park plan.
 - Implementation of the Eastshore State Park plan for Brickyard cove.

**PLANNING/STEWARDSHIP
& DEVELOPMENT DIVISION**

DESIGN & CONSTRUCTION

ROLE

The Design and Construction Department works cooperatively with other District departments, public agencies and community interest groups to create safe and accessible park and trail facilities that optimize recreational opportunities for a diverse public while preserving natural and cultural resources. Design and Construction Administration prepares, updates and administers the Five-year Capital Improvement Plan (CIP), tracks the CIP budget, coordinates project priorities based upon staff input and available funding, supports the Capital Project Grants Program, processes and administers consultant contracts and oversees project management to assure quality and efficiency. The design section generates and maintains plans and development standards that specify the use, design and appearance of park and trail facilities, implements the Capital Improvement Plan, prepares detailed construction plans and documents and implements the public bidding process. The construction section prepares, administers and maintains construction documentation to ensure a consistent process for all major District construction work, ensures that state laws, quality of materials and workmanship standards are met and that bid documents are effectively implemented. Develops topographic base mapping and performs boundary line mapping and survey support for other departments.

BUDGET SUMMARY

	2006 ACTUAL	2007 ACTUAL	2008 BUDGET	2009 BUDGET	Change
OPERATING BUDGET:					
Personnel Services	\$ 1,705,060	\$ 1,943,565	\$ 2,181,081	\$ 32,121	-98.5%
Supplies	32,746	29,452	86,868	40,392	-53.5%
Services	27,025	35,004	63,541	50,443	-20.6%
Equipment	89,135	10,000	44,416	9,887	-77.7%
Total	\$ 1,853,966	\$ 2,018,021	\$ 2,375,906	\$ 132,843	-94.4%
CAPITAL BUDGET:					
Personnel Services	\$ 1,152,143	\$ 1,305,535	\$ 1,529,668	\$ 3,863,353	152.6%
Supplies	1,188	1,743	-	-	0.0%
Services	615,586	22,950	550,000	176,620	-67.9%
Land, Construction	8,389,816	9,178,308	-	2,774,320	0.0%
Total	\$ 10,158,733	\$ 10,508,536	\$ 2,079,668	\$ 6,814,293	227.7%
DEPARTMENTS:					
Design & Construction	\$ 12,012,699	\$ 12,526,556	\$ 4,455,574	\$ 6,947,136	55.9%
Total	\$ 12,012,699	\$ 12,526,556	\$ 4,455,574	\$ 6,947,136	55.9%
FUNDING SOURCES:					
101 General Fund	\$ 1,853,693	\$ 2,018,021	\$ 2,375,906	\$ 132,843	-94.4%
220 Two County LLD	273		-	-	0.0%
333 Capital	9,491,214	10,421,049	1,529,668	3,934,541	157.2%
336 OTA Projects	667,519	87,487	550,000	2,879,752	423.6%
Total	\$ 12,012,699	\$ 12,526,556	\$ 4,455,574	\$ 6,947,136	55.9%
STAFFING:					
Regular/Permanent	26.50	27.00	29.00	29.00	0.00
Seasonal/Temporary	0.00	0.00	0.00	0.00	0.00
Total	26.50	27.00	29.00	29.00	0.00

ONGOING OBJECTIVES

1. Prepare, update and administer the Five-year Capital Improvement Plan, monitor construction costs and trends and participate in and support the Capital Projects Workshop presentation to the Board of Directors.
2. Develop the documentation needed for Capital Project Grant Program applications.
3. Support efforts to foster direct and open communication District-wide, including working with Planning, Stewardship, Grants, Finance, Operations, Interpretation, Maintenance and Public Safety to ensure that design input from staff is incorporated into project design and that capital projects are properly scoped and funded.
4. Assist the Finance Division in obtaining documentation of construction improvement values for the capitalization of existing and new assets as necessary for compliance with the Governmental Accounting Standards Board (GASB) Statement 34.
5. Promote the District's interests in the development of Tidewater Aquatic Center, the Delta Science Center, Gateway Park (at the easterly touchdown of the Bay Bridge) Bay Point, Eastshore State Park and the Dumbarton Quarry site.
6. Work with Legal Counsel to improve and upgrade construction documents for consistency with new laws and practices.
7. Assist in the implementation of the District's Americans with Disabilities Act (ADA) Transition Plan.
8. Revise and update the District Standard Details Manual with adaptations to reflect changing materials, manufactured items and ADA requirements and to incorporate design improvements. Develop a procedure for electronic file access for use by District staff, outside agencies and developers.
9. Participate in the development and implementation of a centralized function for design and construction input, plan checking, construction document management and inspection of projects to be built by outside agencies or private developers for ultimate operation by the District. Major ongoing projects include: City of Berkeley/Gillman Street Sports Fields, Garin/Stonebrae Trail Improvements, Marsh Creek Trail/Cypress Road Pedestrian Bridge and Oyster Bay Fill Project.

2009 OBJECTIVES

1. Design and construct capital projects in conformance with the year 2009 project schedule of the Five-year Capital Improvement Plan.
2. Facilitate the design and installation of night event lighting at Temescal Beach House and the Brazilian Room.
3. Implement the timely expenditure of State Proposition 40 grant awards and Measure CC Parcel Tax funds.
4. Assist Grants department in the completion of grant applications for State Proposition 84 and 1C bond funds, including project scoping and preliminary estimates.
5. Participate in the management and implementation of the capital projects part of the Regional Park Bond extension.
6. Develop design solutions and affect the bidding and construction of “large scale projects” as approved through the Federal Emergency Management Administration (FEMA) assessment process and assigned to Design and Construction.
7. Implement a study of flood control levees within District boundaries that may need improvements to meet FEMA requirements for certification and determine the level of District responsibility.
8. Implement a records and document management system in order to catalog, file, track, archive and retrieve electronic and hardcopy design, construction and survey documentation.

MAJOR CHANGES

2009 marks a change for the tracking of personnel costs for Design and Construction employees. Personnel costs associated with the initial planning of projects will be tracked in the “Other Than Asset Fund”, for possible transfer to the Capital Projects fund when the status of the project is clear. This change is being considered a pilot program for other departments whose staff initiate projects and is intended to standardize the capture of capitalizable costs associated with GASB 34 reporting.

**PLANNING/STEWARDSHIP
& DEVELOPMENT DIVISION**

PLANNING & STEWARDSHIP

ROLE

The Planning & Stewardship Department prepares and updates the District Master Plan and park land use and resource management plans; conducts public review of District plans and environmental review and permitting for plans and capital projects; prescribes resource management practices for wildland vegetation, wildlife, fisheries, water resources and integrated pest management, and represents the District in matters affecting resource management with local, state, and federal agencies; maintains the District's Geographic Information System (GIS) to support District-wide data and mapping needs; and creates GIS applications that support planning and resource management strategies and other District programs.

BUDGET SUMMARY

	2006 ACTUAL	2007 ACTUAL	2008 BUDGET	2009 BUDGET	Change
OPERATING BUDGET:					
Personnel Services	\$ 2,470,733	\$ 2,684,165	\$ 3,122,546	\$ 3,257,685	4.3%
Supplies	438,372	467,397	567,893	612,399	7.8%
Services	520,748	625,585	931,248	973,354	4.5%
Equipment	35,984	-	38,000	4,767	-87.5%
Total	\$ 3,465,837	\$ 3,777,147	\$ 4,659,687	\$ 4,848,205	4.0%
CAPITAL BUDGET:					
Personnel Services	\$ 151,691	\$ 44,639	\$ 72,834	\$ 84,764	16.4%
Supplies	90,112	84,865	-	-	0.0%
Services	620,653	484,499	30,000	432,380	1341.3%
Land, Construction	258,815	279,108	50,000	-	-100.0%
Total	\$ 1,121,271	\$ 893,111	\$ 152,834	\$ 517,144	238.4%
DEPARTMENTS:					
Planning & Stewardship	\$ 4,587,108	\$ 4,670,258	\$ 4,812,521	\$ 5,365,349	11.5%
Total	\$ 4,587,108	\$ 4,670,258	\$ 4,812,521	\$ 5,365,349	11.5%
FUNDING SOURCES:					
101 General Fund	\$ 3,427,401	\$ 3,720,010	\$ 4,598,632	\$ 4,784,588	4.0%
220 Two County LLD	1,635	-	-	-	0.0%
221 ECCC LLD	1,555	-	-	-	0.0%
226 Measure CC	33,281	57,137	61,055	63,617	4.2%
257 Mitigation	1,965	-	-	-	0.0%
333 Capital	265,748	221,140	61,382	-	-100.0%
336 OTA Projects	855,523	671,971	91,452	517,144	465.5%
Total	\$ 4,587,108	\$ 4,670,258	\$ 4,812,521	\$ 5,365,349	11.5%
STAFFING:					
Regular/Permanent	22.67	23.12	24.12	24.12	0.00
Seasonal/Temporary	0.00	0.00	0.50	0.50	0.00
Total	22.67	23.12	24.62	24.62	0.00

ONGOING OBJECTIVES

1. Prepare land use plans and amendments as required to reflect the addition of new property, facilities or uses, and maintain park plans in an up-to-date condition. Maintain and update naming list for parks, trails and facilities; implement the Board's process for naming new facilities.
2. Work with the Design and Construction, Park Operations and Maintenance Departments to ensure that all construction and maintenance projects are reviewed for CEQA compliance and resource agency permit requirements. Provide technical and field support for all construction and maintenance projects.
3. Support the Design, Construction, Maintenance and other Departments by facilitating major environmental permits and coordinating routine maintenance permits, monitoring District maintenance and operations projects, and developing quarterly and annual reports to US Army Corps of Engineers, Regional Water Quality Control Board, California Department of Fish and Game.
4. Map and maintain a District-wide GIS database of natural and cultural resources in order to ensure their protection and guide management decisions. Provide GIS data and maps to support land use and resource management plans, development projects, infrastructure tracking and other departmental and District-wide applications.
5. Provide timely, responsive staff support for the Board Natural and Cultural Resources and Ecology Committees, the Park Advisory Committee, the Alameda County Storm Water Technical Advisory Committee, State Water Project Recreation Coordinating Committee, Alameda Creek Steelhead Restoration Policy Advisory Committee, Alameda Creek Comprehensive Resources Management Plan Committee, Contra Costa-Alameda Counties Cattlemen's Association and Regional Weed Management Area Program Committee.
6. Prepare and submit required reports for Hayward Marsh, Swim Beach Water Quality Monitoring Program, Integrated Pest Management (IPM) programs, and fish survey data. Develop and implement management prescriptions for controlling invasive weed populations, including artichoke thistle, yellow and purple star thistle, French broom and *Spartina alterniflora*. Implement feral and invasive animal control programs to minimize impacts to native wildlife.
7. Represent the District at public hearings and meetings concerning park planning, land use and natural resource stewardship issues.
8. Support other District departments and programs with planning, environmental review, permitting and monitoring and GIS / mapping services as required.

2009 OBJECTIVES

1. Provide planning, stewardship, environmental review (CEQA / NEPA) and regulatory permit support for the 2009 capital development projects, focusing on FEMA, Measure AA projects and Measure CC and Prop. 84 projects.
2. Determine a strategy for improving the District's effectiveness in the inventory and stewardship of natural and cultural resources.
3. Planning
 - Review and evaluate the District's mountain bike trail access policies.
 - Coordinate a bicycle checklist evaluation process for two trails.
 - Complete development and public review of the East Bay Hills Fire Hazard Reduction and Resource Management Plan and EIR.
 - Implement an engineering study to clear non-controversial dredging projects through regulatory permit procedures.
 - Implement an engineering and hydrological study of available water in the Shadow Cliffs area.
 - Prepare land use and resource management plans as follows:
 - Complete an interim land use plan amendment for Garin Regional Park and assess the feasibility of continuing with a full Land Use Plan for lands to be acquired in the future from the adjacent Stonebrae and Bailey Ranch developments.
 - Initiate a Land Use Plan for Pleasanton Ridge Regional Park.
 - Prepare a Land Use Plan Amendment to increase the capacity of the staging area at Alvarado Park.
 - Complete CEQA review for all of the above land use plans, along with other Operations, Maintenance, Design and Construction projects, as required.
4. Stewardship / Ecological Services
 - Participate in Alameda Creek Watershed Habitat Conservation Plan and Comprehensive Watershed Management Plan with the San Francisco Public Utilities Commission.

- Provide technical and staff support for FEMA, Measure CC Fuels Management and Fire/Resource Management EIR through field surveys, monitoring and regulatory compliance.
- Manage the Alameda whipsnake research program at Tilden Regional Park as mandatory mitigation for the East Bay Hills FEMA vegetation management project.
- Provide environmental reviews for:
 - Pleasanton Ridge LUP
 - Shadow Cliffs LUP Amendment
 - Garin LUP
 - Other Operations, Maintenance, Design and Construction projects, as required.

5. Wildlife Program

- Begin wildlife survey data standardization and integration with GIS-based systems.
- Establish or continue wildlife surveys and habitat monitoring for the following projects:
 - Vegetation restoration for the Measure CC Fuels Management Program
 - Alameda Creek wildlife surveys to assess watershed habitat health
 - California least tern colony and nesting snowy plover at Hayward Shoreline
 - California clapper rail at various shoreline parks, to assess effects of Invasive Spartina project on shoreline habitat.
- Publish the District's report on research into assessing impacts of wind turbines on burrowing owls and other raptors at the Souza/Vasco Caves property on the California Energy Commission's (CEC) website. Continue surveys of nesting raptors, emphasizing eagles and the banding and radio-tracking of prairie falcons in the east county areas to support land acquisition, planning, and vegetation management decisions. Draft a

report for the Southern Alameda Birds of Prey Reserve Foundation, based on the aforementioned efforts.

- Participate in the United States Fish & Wildlife Service Recovery Team for Alameda Whipsnake, California Red-legged Frog, California Tiger Salamander, San Joaquin Kit Fox, Western Snowy Plover and California clapper Rail and advisory committees for the California Least Tern and California Gull Adaptive Management Program of the South Bay Salt Pond Restoration Project.
- Participate in disseminating management-based research at the Stewardships' annual meeting and at scientific and professional society meetings.
- Continue the Volunteer Program for wildlife resource monitoring, enhancement / restoration efforts and coordinate with local agencies and the Regional Parks Foundation on program development.
- Continue habitat restoration for Black rail and California clapper rail.
- Implement pond restoration at Pleasanton Ridge Regional Park and Garin Regional Park to enhance habitat for native aquatic species.
- Coordinate feral animal control (pigs, red fox) with the US Department of Agriculture Animal Plant Health Inspection Service (APHIS) and independent contractors. Coordinate with APHIS to provide protection for least tern colony during the nesting season at Hayward Regional Shoreline. Reestablish permitted control via egg-addling of Canada Geese at selected District Lake units.

6. Water Quality Program

- Continue to implement District-wide water quality monitoring program to ensure regulatory compliance of all District water resources including:
 - Monitoring and implementing new regulations and requirements affecting the Briones and Del Valle drinking water systems.
 - Improving monitoring procedures at all District swim beaches and lagoons and expanded weekly monitoring for swimmer's itch
 - Continuing monitoring of Kirker Creek (Black Diamond) pH remediation project.

- Monitoring surface waters associated with Fuels Management Program.
- Work closely with the Operations Division / Water Utility Maintenance Department to establish new potable water systems at Brushy Peak and Vargas Plateau; renovate/rehabilitate systems at Sunol/Ohlone, Briones, Del Valle, Morgan Territory, Round Valley and Mission Peak.
- Continue to monitor and report on effectiveness of the bioventing system for the storage tank site remediation at Redwood Regional Park.
- Develop and provide technical & field support the FEMA and Measure CC Wildfire Hazard Reduction and Resource Management Plan.

7. Wildland Vegetation Management Program

- Continue to develop priority resource infrastructure improvements at Sunol Regional Wilderness, Briones Regional Park, the Gelderman property at Garin Regional Park and Brushy Peak Regional Preserve.
- Prepare Grazing Management Plans for Dublin Hills and Pleasanton Ridge Regional Parks.
- Support vegetation inventory, mapping and analysis for the Measure CC Wildfire Hazard Reduction and Resource Management Plan.
- Advise the Operations Division on vegetation management and related resource improvement activities, and support their management of grazing leases.
- Monitor and document rare plant populations District wide.
- Present selected grazing licenses to the Board for renewal from month-to-month to five-year term status.
- Procure the Agency Permits to implement the Serpentine Prairie Restoration Plan in Redwood Regional Park including tree removal and grassland enhancement.
- Implement a range utilization monitoring program to help adjust livestock stocking levels and periods of grazing.
- Complete eighth year of the Native Grassland Monitoring Project with UC Berkeley researchers.

- Restore native coastal grassland at Pt. Pinole

8. Integrated Pest Management (IPM) Program

- Develop and provide technical & field support the FEMA and Measure CC Wildlands Fuels Management Programs.
- Continue and expand the invasive weed management program on all District properties, targeting yellow starthistle, purple starthistle, artichoke thistle, French broom, oblong spurge, cape ivy, fennel and medusahead.
- Complete the Tilden Golf Course IPM Program and facilitate a Water Quality Assessment Project for that section of Wildcat Creek that lies within the Tilden Golf Course as a complementary study to this pest management program.
- Continue to implement an enhancement program for the endangered Santa Cruz Tarplant with Federal, State, and University of California specialists.
- Continue participation in the Alameda Creek Riparian Monitoring Project with an emphasis on stream macro invertebrate inventory as an assessment in health of the watershed.
- Continue to facilitate a two year Risk Assessment study by the University of California on the Sudden Oak Death (SOD) infestation in Tilden Regional Park with a focus on developing best management practices for District staff and contractors to reduce SOD expansion within the District.

9. Fisheries Program

- Coordinate \$400,000+ annual recreational fishing program on 11 District lakes and shoreline parks. Monitor game fish populations in recreational fishing lakes and recommend enhancement techniques.
- Develop and enhance District warm water fisheries. Monitor black bass population response to restoration efforts. Coordinate restoration projects with area volunteers.
- Support/implement 25+ annual fishing derbies and clinics.
- Represent District interests in the technical and policy advisory committees of the Alameda Creek Steelhead Restoration program. Coordinate fisheries surveys within Sunol Regional Park and steelhead rescues at the Bay Area Rapid Transit weir.

- Administer program to control non-native Spartina on District's Bay shorelines. Coordinate with the Coastal Conservancy Invasive Spartina Project.
- Research and implement management recommendations to protect native rainbow trout habitat in Wildcat and Redwood Creeks. Monitor and manage native Sacramento Perch populations in District ponds. Research and implement the transfer of specific populations to other suitable water bodies.
- Work with Interpretive staff to develop and administer the Mobile Fish Exhibit program for public education and recreational outreach. Hire a 6 month Fisheries Resource Analyst to facilitate fisheries program including: fish procurement; transport; and holding.
- Maintain equipment necessary to fisheries management program, including electro-shock boat.
- Work with Recreation on the purchase and implementation of a patio boat for use in fishing derbies, classes and events.

10. Geographic Information System (GIS) Services

- Develop a publicly accessible ParkView (park finder) application.
- Continue to provide access and enhancements to ParkView for all District Staff.
- Continue to provide GIS support for FEMA and Measure CC Fuels Management Plans.
- Integrate the Public Safety Computer Aided Dispatch System (CAD) with GIS.
- Implement a pavement management tracking system using ParkView.
- Implement a Fixed Asset Tracking System for GASB 34 using ParkView.
- Continue to maintain and upgrade GIS-related hardware, software, network and data layers.
- Continue to provide GIS support to all District departments and coordinate appropriate data sharing with other agencies.
- Continue to train District staff in the proper use of GIS technologies.

PUBLIC AFFAIRS DIVISION

The Public Affairs Division budget includes the Public Affairs and Environmental Graphics departments.

	2006 ACTUAL	2007 ACTUAL	2008 BUDGET	2009 BUDGET	Change
OPERATING BUDGET:					
Personnel Services	\$ 1,302,833	\$ 1,465,340	\$ 1,955,590	\$ 1,976,585	1.1%
Supplies	180,121	148,245	140,375	197,393	40.6% *
Services	891,396	916,719	981,435	1,044,808	6.5%
Equipment	5,220	-	4,141	4,348	5.0%
Total	\$ 2,379,570	\$ 2,530,304	\$ 3,081,541	\$ 3,223,134	4.6%
CAPITAL BUDGET:					
Services	\$ -	\$ 85,690	\$ -	\$ -	0.0%
Total	\$ -	\$ 85,690	\$ -	\$ -	0.0%
DEPARTMENTS:					
Public Affairs	\$ 2,379,570	\$ 2,615,994	\$ 3,081,541	\$ 3,223,134	4.6%
Total	\$ 2,379,570	\$ 2,615,994	\$ 3,081,541	\$ 3,223,134	4.6%
FUNDING SOURCES:					
101 General Fund	\$ 2,373,892	\$ 2,530,304	\$ 3,081,541	\$ 3,223,134	4.6%
220 Two County LLD	5,678	-	-	-	0.0%
336 OTA Projects	-	85,690	-	-	0.0%
Total	\$ 2,379,570	\$ 2,615,994	\$ 3,081,541	\$ 3,223,134	4.6%
STAFFING:					
Regular/Permanent	14.20	14.20	16.20	16.20	0.00
Seasonal/Temporary	0.00	0.00	0.00	0.00	0.00
Total	14.20	14.20	16.20	16.20	0.00

* A onetime budget increase to provide 75th Anniversary activities including education and multi-cultural outreach is included in the 2009 Public Affairs budget. This accounts for the 40.6% increase in supplies, compared to the 2008 adopted budget.

PUBLIC AFFAIRS DIVISION

ROLE

The Public Affairs Division is a vital communication link between the public and the East Bay Regional Park District. Its mission is to promote the District's parklands, programs, and image. Audiences consist of the public, staff, underserved populations, public and private organizations, and the media. The division accomplishes its mission through effective and creative publications, signage, media relations, community outreach and fundraising.

ONGOING OBJECTIVES

1. Proactively encourage positive media coverage of the Park District, its parks, trails, programs and services to all media through press releases, public service announcements, sponsorships, and program development. Coordinate a speakers' bureau.
2. Produce six issues of the "*Regional in Nature*" newspaper insert program guide.
3. Produce six issues of an e-newsletter to an opt-in customer database.
4. Update and reprint individual park map brochures as needed; design and print new park brochures as requested.
5. Plan and produce District parkland dedications and other commemorative and outreach events as requested.
6. Help implement the District's Cultural Diversity Policy by planning, organizing, and coordinating community outreach activities such as District participation in local, regional, and cultural fairs, festivals, and special events: by developing non-English language collateral materials, as appropriate; and by communicating with community-based organizations serving the ethnically diverse East Bay.
7. Maintain, update and enhance the District's website to provide information on educational and recreational opportunities and events, employment opportunities, acquisitions, Board meeting agendas and minutes, and other District news.
8. Support internal communication by producing monthly employee e-mail newsletter "*The Leaf*."
9. Design and produce signs from the Signage Manual, as well as specialty and promotional signs, banners, posters, displays, and commemorative pieces.
10. Support the Regional Parks Foundation, consistent with the terms of agreement between the District and the Foundation. Develop and implement fund-raising

PUBLIC AFFAIRS DIVISION

programs including managing all aspects of the Membership Program and the Foundation's website.

11. Create and maintain a strong, focused, mission-oriented Public Affairs staff that fully incorporates new staff members as contributing team members through orientation, team-building retreats, monthly staff meetings and staff planning meetings.
12. Work with the General Manager to increase direct and open communication between the General Manager and District staff about projects, strategy and future directions.

2009 OBJECTIVES

1. By January 2009, with input from the Board of Directors, General Manager and staff, begin to implement a year-long, multi-faceted commemoration of the Park District's 75th anniversary.
2. By October 2009, with input from the Board of Directors, General Manager and Regional Parks Foundation Board of Directors, plan and implement a joint Park District/ Foundation anniversary signature event which includes corporate/ donor underwriting support.
3. Public Affairs will continue its efforts in community outreach and communication to multi-cultural audiences through new initiatives with Spanish and African American focused broadcast and print media, translation of select brochures, and partnerships with diverse community groups and corporate sponsors.
4. By December 2009, the Environmental Graphics Studio will create an updated sign manual that will be available online. Additionally, an online sign request form will be developed and implemented online in order to receive and process requests more efficiently.

This page intentionally left blank.

PUBLIC SAFETY DIVISION

The Public Safety Division budget includes the Office of the Chief, Aquatics, Fire and Police departments.

	2006 ACTUAL	2007 ACTUAL	2008 BUDGET	2009 BUDGET	Change
OPERATING BUDGET:					
Personnel Services	\$ 13,925,046	\$ 15,397,144	\$ 17,674,968	\$ 18,739,253	6.0%
Supplies	474,895	599,789	830,746	874,972	5.3%
Services	1,178,145	1,350,824	1,586,141	1,635,250	3.1%
Equipment	1,136,456	1,371,087	1,141,026	979,400	-14.2%
Debt Service/Leases	-	-	795,000	795,000	0.0%
Total	\$ 16,714,542	\$ 18,718,845	\$ 22,027,881	\$ 23,023,875	4.5%
CAPITAL BUDGET:					
Personnel Services	\$ 298,728	\$ 332,091	\$ 221,653	\$ 275,832	24.4%
Supplies	16,620	13,011	-	-	0.0%
Services	153,235	416,085	500,000	100,000	-80.0%
Land, Construction	82,747	569,749	-	350,000	0.0%
Total	\$ 551,330	\$ 1,330,936	\$ 721,653	\$ 725,832	0.6%
DEPARTMENTS:					
Administration	\$ 3,293,177	\$ 3,728,827	\$ 3,862,522	\$ 4,501,502	16.5%
Aquatics	1,563,221	1,804,530	1,930,536	2,024,537	4.9%
Fire	2,846,628	3,445,298	4,204,236	3,394,883	-19.3%
Police	9,562,846	11,071,126	12,752,240	13,828,785	8.4%
Total	\$ 17,265,872	\$ 20,049,780	\$ 22,749,534	\$ 23,749,707	4.4%
FUNDING SOURCES:					
101 General Fund	16,534,486	\$ 18,583,158	\$ 21,782,765	\$ 22,749,812	4.4%
226 Measure CC	180,056	135,686	245,116	274,063	11.8%
333 Capital	48,454	569,749	-	350,000	0.0%
336 OTA Projects	502,876	761,187	721,653	375,832	-47.9%
Total	\$ 17,265,872	\$ 20,049,780	\$ 22,749,534	\$ 23,749,707	4.4%
STAFFING:					
Regular/Permanent	105.33	107.73	111.44	111.76	0.32
Seasonal/Temporary	37.59	35.67	39.58	40.78	1.20
Total	142.92	143.40	151.02	152.54	1.52

ROLE

Administration of the Public Safety Division oversees policy formulation for the Police and Fire Departments, allocates staff resources to achieve objectives, manages the division's operating budget, coordinates the hiring of police officers and fire fighters to reflect the diversity of the community, and manages training of all personnel. Public Safety Administration also manages the District's communications center, coordinates with other departments on projects or problems of mutual concern, and maintains good working relationships with police and fire agencies inside and outside of the District.

BUDGET SUMMARY

	2006 ACTUAL	2007 ACTUAL	2008 BUDGET	2009 BUDGET	Change
OPERATING BUDGET:					
Personnel Services	\$ 2,405,539	\$ 2,459,919	\$ 2,937,552	\$ 3,258,667	10.9%
Supplies	162,238	213,172	225,036	178,201	-20.8%
Services	622,555	557,237	629,699	625,483	-0.7%
Equipment	102,845	73,647	70,235	89,151	26.9%
Total	\$ 3,293,177	\$ 3,303,975	\$ 3,862,522	\$ 4,151,502	7.5%
CAPITAL BUDGET:					
Land, Construction	\$ -	\$ 424,852	\$ -	\$ 350,000	0.0%
Total	\$ -	\$ 424,852	\$ -	\$ 350,000	0.0%
DEPARTMENTS:					
Administration	\$ 3,293,177	\$ 3,728,827	\$ 3,862,522	\$ 4,501,502	16.5%
Total	\$ 3,293,177	\$ 3,728,827	\$ 3,862,522	\$ 4,501,502	16.5%
FUNDING SOURCES:					
101 General Fund	\$ 3,293,177	\$ 3,303,975	\$ 3,862,522	\$ 4,151,502	7.5%
333 Capital	-	424,852	-	350,000	0.0%
Total	\$ 3,293,177	\$ 3,728,827	\$ 3,862,522	\$ 4,501,502	16.5%
STAFFING:					
Regular/Permanent	21.00	21.00	23.00	23.00	0.00
Seasonal/Temporary	4.75	4.75	4.75	4.75	0.00
Total	25.75	25.75	27.75	27.75	0.00

ONGOING OBJECTIVES

1. Maintain cooperative working relations with police, fire, and criminal justice agencies in both counties.
2. Ensure compliance with all legal, professional and standards issued by the Police Officers Standards and Training Commission (POST).
3. Evaluate division programs to ensure high levels of efficiency and effectiveness.

4. Regularly inform other District departments about issues related to Public Safety and ongoing departmental activities, and ensure regular liaison with Park Operations at all staff levels.
5. Continue to work with the General Manager to increase direct and open communication between the General Manager and District staff about current projects and long-term strategic directions.
6. Assist the Finance Division with obtaining an inventory of structures, infrastructure and other assets necessary for compliance with the Governmental Accounting Standards Board (GASB) Statement 34.

2009 OBJECTIVES

1. Create a procedure manual to compliment the department policy manual in accordance with **Commission on Accreditation for Law Enforcement Agencies, Inc., (CALEA) Standards.**
2. Prepare and conduct two mock CALEA assessments in 2009.
3. To replace current obsolete Autocite citation machines and ability to push data to field.
4. Develop and implement recruitment and retention strategies in anticipation of future staffing needs.
5. To complete rollout of in-car camera video systems.

ROLE

Reporting under the Fire Department, the Aquatics Unit manages lifeguard services, aquatic programs and District-wide training in emergency medical services. The unit also plays an important role in educating the community about swimming and boating safety through public contacts, educational booths and safety presentations. Lifeguard services are provided at ten locations for recreational swimming as well as special events, including open water swims and triathlons. The aquatic program at Roberts and Contra Loma includes a range of "learn to swim" classes. Roberts also offers lap and recreational swimming and exclusive recreational pool use one day each week for the disabled community. The Open Water Junior Lifeguard program for youth is offered throughout the summer at six facilities. The Aquatics Unit also provides instruction and certification to police officers, firefighters and park field staff in first aid, CPR and blood borne pathogens.

BUDGET SUMMARY

	2006 ACTUAL	2007 ACTUAL	2008 BUDGET	2009 BUDGET	Change
OPERATING BUDGET:					
Personnel Services	\$ 1,473,165	\$ 1,676,346	\$ 1,808,841	\$ 1,911,927	7.9%
Supplies	61,066	84,104	86,564	75,723	2.9%
Services	28,990	44,080	35,131	36,887	-20.3%
Total	\$ 1,563,221	\$ 1,804,530	\$ 1,930,536	\$ 2,024,537	7.0%
CAPITAL BUDGET:					
Total	\$ -	\$ -	\$ -	\$ -	0.0%
DEPARTMENTS:					
Aquatics	\$ 1,563,221	\$ 1,804,530	\$ 1,930,536	\$ 2,024,537	7.0%
FUNDING SOURCES:					
101 General Fund	\$ 1,563,221	\$ 1,804,530	\$ 1,930,536	\$ 2,024,537	7.0%
Total	\$ 1,563,221	\$ 1,804,530	\$ 1,930,536	\$ 2,024,537	7.0%
STAFFING:					
Regular/Permanent	3.00	4.50	4.50	4.50	0.00
Seasonal/Temporary	31.74	29.82	33.73	34.93	1.20
Total	34.74	34.32	38.23	39.43	1.20

ONGOING OBJECTIVES

1. Provide safe and enjoyable swimming environments through active observation, and take appropriate action to prevent accidents during recreational swimming and special events. Perform rescue, medical aid, and search and recovery as needed.
2. Maintain high standards for staff, facility preparedness, equipment, training and operational methods for quality programs and services. Update the Lifeguard Service, Lifeguard Academy, and In-service Training Manuals to reflect these standards.

3. Conduct certification and training programs that meet or exceed American Red Cross and United States Lifesaving Association guidelines through the Lifeguard Academy and operational procedures.
4. Provide aquatic programs that exceed participant expectations in their content and quality.
5. Plan, develop, organize and conduct emergency medical services training and instructor development.

2009 OBJECTIVES

1. Evaluate the 2008 swim test wrist band pilot program and incorporate at appropriate swimming areas.
2. Conduct five (5) rescue drills during lifeguard service using peer agency personnel and ten recognition drills at each swimming area. Evaluate performance and incorporate feedback into operations.
3. Develop lesson plans for six (6) in-service training topics. Produce and administer five (5) quizzes for seasonal supervisory staff to identify training needs.
4. Produce new guidelines for swimming special events that address changing requests by outside organizations.
5. Refine water safety outreach program and increase the number of students reached in local school districts by 10% above 2008 levels.
6. Improve lifeguard check-in process by updating file sharing procedures and flow charting steps for seasonal staff to follow.

ROLE

The Fire Department manages fire prevention, fire suppression and wildland fire mitigation efforts throughout the District. It also provides the first response for medical calls in parklands not served by local agencies. Other major responsibilities include: response and management of hazardous materials incidents; search and rescue; resource management and habitat improvement through a program of prescribed burning; coordination with other fire service agencies, including the California Department of Forestry; review and evaluation of fire-related design and environmental impact issues; and incident command for major emergencies.

BUDGET SUMMARY

	2006 ACTUAL	2007 ACTUAL	2008 BUDGET	2009 BUDGET	Change
OPERATING BUDGET:					
Personnel Services	\$ 1,761,158	\$ 2,038,052	\$ 2,163,221	\$ 2,310,532	6.8%
Supplies	81,103	134,839	158,449	109,882	-30.7%
Services	264,640	380,599	430,813	452,354	5.0%
Equipment	228,895	125,600	730,100	146,283	-80.0%
Total	\$ 2,335,796	\$ 2,679,090	\$ 3,482,583	\$ 3,019,051	-13.3%
CAPITAL BUDGET:					
Personnel Services	\$ 298,728	\$ 332,091	\$ 221,653	\$ 275,832	24.4%
Supplies	16,620	13,011	-	-	0.0%
Services	153,235	416,085	500,000	100,000	-80.0%
Land, Construction	42,249	5,021	-	-	0.0%
Total	\$ 510,832	\$ 766,208	\$ 721,653	\$ 375,832	-47.9%
DEPARTMENTS:					
Fire	\$ 2,846,628	\$ 3,445,298	\$ 4,204,236	\$ 3,394,883	-19.3%
Total	\$ 2,846,628	\$ 3,445,298	\$ 4,204,236	\$ 3,394,883	-19.3%
FUNDING SOURCES:					
101 General Fund	\$ 2,335,796	\$ 2,679,090	\$ 3,482,583	\$ 3,019,051	-13.3%
333 Capital	7,956	5,021	-	-	0.0%
336 OTA Projects	502,876	761,187	721,653	375,832	-47.9%
Total	\$ 2,846,628	\$ 3,445,298	\$ 4,204,236	\$ 3,394,883	-19.3%
STAFFING:					
Regular/Permanent	14.75	14.75	15.75	15.75	0.00
Seasonal/Temporary	0.00	0.00	0.00	0.00	0.00
Total	14.75	14.75	15.75	15.75	0.00

ONGOING OBJECTIVES

1. Mitigate the effects of wildland fire within the District by using prescribed fire, mechanical fuels treatment, hand crew treatments, strategic goat grazing, contract crews, and other methods that are compatible with the District's resource management goals.

2. Coordinate District fire, emergency response and wildfire mitigation issues with cooperating agencies by maintaining active participation in the Alameda and Contra Costa County Fire Chief's Associations, the Bay Area Air Quality Management District, Diablo Fire Safe Council and the Hills Emergency Forum.
3. Meet monthly with the Stewardship Department and with Park Operations to ensure that fire department resources are allocated for special needs or problems.
4. Ensure that Fire Services is in conformance with all equipment and training mandates.
5. Support efforts to foster direct and open communications District-wide.

2009 OBJECTIVES

1. Coordinate Emergency Medical Services data and training issues with other Contra Costa and Alameda County first responders and health care providers.
2. Utilize a variety of fuel management crews and contractors to address a minimum of three (3) fire management projects in the fuel break area.
3. Continue the Fire Stations #1 and #2 renovation projects in cooperation with the Maintenance and Skilled Trades Department to provide needed weatherproof secure garaging and storage space.
4. Complete replacement, installation and data displays for the four (4) new remote automatic weather stations (RAWS) on EBRPD lands.
5. Continue to integrate the Fire and Lifeguard services operational functions including, EMS training and equipment procurement, lost person incidents and Fire Watches.

ROLE

The Police Department provides basic law enforcement services for District property, East Bay Municipal Utilities District (EBMUD) properties under a Joint Powers Agreement, and San Francisco Water Department (SFWD) land operated by the District under a long-term lease. The department is also responsible for criminal investigations, crime analysis and crime prevention. Police Services uses a variety of patrol methods to meet the needs of the District's diverse facilities and user populations, including patrol teams, an Investigations Unit, and a Helicopter Unit. The Helicopter Unit also provides specialized support to other District divisions.

BUDGET SUMMARY

	2006 ACTUAL	2007 ACTUAL	2008 BUDGET	2009 BUDGET	Change
OPERATING BUDGET:					
Personnel Services	\$ 8,285,184	\$ 9,222,827	\$ 10,765,354	\$ 11,258,127	4.6%
Supplies	170,488	167,675	360,697	511,166	41.7%
Services	261,960	368,908	490,498	520,526	6.1%
Equipment	804,716	1,171,840	340,691	743,966	118.4%
Debt Service/Leases	-	-	795,000	795,000	0.0%
Total	\$ 9,522,348	\$ 10,931,250	\$ 12,752,240	\$ 13,828,785	8.4%
CAPITAL BUDGET:					
Land, Construction	\$ 40,498	\$ 139,876	\$ -	\$ -	0.0%
Total	\$ 40,498	\$ 139,876	\$ -	\$ -	0.0%
DEPARTMENTS:					
Police	\$ 9,562,846	\$ 11,071,126	\$ 12,752,240	\$ 13,828,785	8.4%
Total	\$ 9,562,846	\$ 11,071,126	\$ 12,752,240	\$ 13,828,785	8.4%
FUNDING SOURCES:					
101 General Fund	\$ 9,342,292	\$ 10,795,564	\$ 12,507,124	\$ 13,554,722	8.4%
226 Measure CC	180,056	135,686	245,116	274,063	11.8%
333 Capital	40,498	139,876	-	-	0.0%
Total	\$ 9,562,846	\$ 11,071,126	\$ 12,752,240	\$ 13,828,785	8.4%
STAFFING:					
Regular/Permanent	66.58	67.48	68.19	68.51	0.32
Seasonal/Temporary	1.10	1.10	1.10	1.10	0.00
Total	67.68	68.58	69.29	69.61	0.32

ONGOING OBJECTIVES

1. Through the monthly liaison meeting with the Operations Division, ensure that resources are allocated for special needs or problems.
2. Analyze incidents routinely to identify emerging problems and major trends and resolve them in a timely manner.

3. Maximize the use of volunteers to educate trail users about trail safety and etiquette, dog rules and etiquette, and marine safety information.
4. Maintain close working relationships with police agencies in both Alameda and Contra Costa counties.
5. Support efforts to foster direct and open communications District-wide.

2009 OBJECTIVES

1. Research and develop the capability to store digital media on a secure server for evidentiary purposes in criminal and administrative investigations.
2. Re-establish a special response team for response to critical incidents on District lands.
3. Complete training and orientation in the use of night vision devices by Air Support Unit personnel.
4. Train additional patrol personnel in off-road motorcycle operations for increased enforcement patrols of parkland interiors.
5. Enhance the police department's covert video surveillance capabilities to impact identified crime trends.
6. Conduct four bicycle safety checkpoints, staffed by volunteers, consisting of equipment give-a-ways of helmets, bicycle bells and safety brochures for minors.
7. Expand the Volunteer Trail Safety Patrols by forty members.

NONDEPARTMENTAL

The Nondepartmental budget includes debt service, grants to local agencies, retiree benefits and miscellaneous other costs that are not directly related to the operation of any single department of the District.

	2006 ACTUAL	2007 ACTUAL	2008 BUDGET	2009 BUDGET	Change
OPERATING BUDGET:					
Personnel Services	\$ 1,421,797	\$ 6,261,912	\$ 2,494,232	\$ 3,017,557	21.0%
Supplies	(3,593)	840	8,500	-	-100.0%
Contingency	-	-	77,644	75,000	-3.4%
Services	3,032,215	3,966,525	2,626,695	2,593,301	-1.3%
Grants to Local Agencies	200,000	-	200,000	-	-100.0%
Equipment	214,880	602,342	610,000	3,733	-99.4%
Debt Service/Leases	42,235,600	25,745,222	26,613,200	32,338,150	21.5%
Total	47,100,899	36,576,841	32,630,271	38,027,741	16.5%
CAPITAL BUDGET:					
Land, Construction	\$ -	\$ 200,000	\$ -	\$ -	0.0%
Total	-	200,000	-	-	0.0%
DEPARTMENTS:					
Nondepartmental	47,100,899	36,776,841	32,630,271	38,027,741	16.5%
Total	47,100,899	36,776,841	32,630,271	38,027,741	16.5%
FUNDING SOURCES:					
101 General Fund	1,311,492	6,453,456	2,078,588	2,492,318	19.9%
220 Two County LLD	306,483	308,502	350,000	350,000	0.0%
221 ECCC LLD	126,988	15,930	140,000	140,000	0.0%
222 Five Canyon Zone	1,128	385	-	-	0.0%
226 Measure CC	-	100,000	-	-	0.0%
255 MLK Jr Program	-	-	8,500	-	-100.0%
333 Capital	-	200,000	-	-	0.0%
552 Workers' Comp	2,613,435	3,761,338	2,764,983	2,817,273	1.9%
554 Equip Replacement	49,987	-	585,000	-	-100.0%
555 General Liability	414,000	282,000	-	-	0.0%
810 '2002' Bonds	1,248,290	1,208,435	1,214,200	1,213,750	0.0%
812 '1998' AA Bonds	41,029,096	24,446,794	25,489,000	31,014,400	21.7%
Total	47,100,899	36,776,841	32,630,271	38,027,741	16.5%
STAFFING:					
Regular/Permanent	-	-	-	-	0.00
Seasonal/Temporary	-	-	-	-	0.00
Total	-	-	-	-	0.00

SECTION E-1
SUPPLEMENTAL INFORMATION
FISCAL POLICIES
DEBT AND APPROPRIATION LIMITS
LIVERMORE AREA RECREATION AND PARK DISTRICT
VOLUNTEER SUPPORT

Basis of Accounting

The District's basis of accounting is consistent with Generally Accepted Accounting Principles (GAAP). The budgets of governmental funds (General Fund, Special Revenue Funds, and Debt Service Funds) are prepared on a modified accrual basis whereby revenues are recognized when they become measurable and available, and expenditures are recorded when the related liability is incurred; except that principal and interest payments on general long-term debt are recognized when due. Revenue availability criteria are defined as collectible within the current period or soon enough thereafter to be used to pay liabilities of the current period (i.e., sixty days after the fiscal year end).

Budgets for proprietary funds (Internal Service Funds) are prepared on a full accrual basis whereby revenues are recognized when earned, and expenses are recognized when they are incurred. The Capital Projects Funds are budgeted on a cash basis, whereby revenues are recognized when collected, and expenses are recorded when paid. The Capital Projects Funds are budgeted on a project length basis, and therefore fluctuate from year-to-year depending upon the timing and completion of a project. Revenues susceptible to accrual are taxes, grants, aid from private parties, interest, rents and leases, and charges for services. The District may fund programs with a combination of cost-reimbursement grants or service contracts with other agencies. Certain indirect costs are included in program expenses and reported for individual functions.

District budgets are generally consistent with the basis of accounting for their fund. However, the depreciation expense is not budgeted or shown for proprietary or permanent funds in the budget presentation. The budget presentation also does not include book entries for possible interest losses or gains if an investment is not held until maturity. Actual expenditures for a year do not include encumbrances, which rollover and are spent in the following year. Finally, the budget presentation will be different from District financial statements for prior years in those instances when a departmental reorganization has occurred in the current year. The restatement of revenues and expenditures from one department to another improves the consistency of the budget information when comparing the current budget year data to earlier years.

Budget Process

The District's budget is a vital tool for establishing public policy, maintaining control over the management of resources, and implementing fiscal plans. Almost every decision, activity and program is expressed within the context of the budget. Budget planning begins in March with the first of three Board Workshops and the last one in May to address capital, land acquisitions and trail projects. At the workshops, the Board of Directors and staff discuss the priorities for these projects for the upcoming budget, including the 5-year Capital Improvement Plan.

Throughout the year, the public is invited to comment on the District's long and short term plans including the budget, via public board meetings held on the first and third Tuesday of each month. The Board Finance, Board Operations and Board Legislative sub-committees also offer monthly opportunities for public comment. A schedule of all public hearings is posted on the District website and at District headquarters. In addition, the public can contact District staff to provide input and feedback.

The preparation of budget requests varies, depending on the source, use and availability of funds. For example, capital projects are largely funded by Measure AA and grant sources, relying less on General Fund resources. The General Fund is essential for financing the

District’s ongoing operational needs, whereas capital funds fluctuate depending upon the amount of available funds, but are tempered by the General Fund’s capacity to absorb additional expenses for new facilities.

Departments generally submit budget requests through their chain of command to the General Manager for consideration by early September. Budget requests usually are required to correlate with a budget objective, as noted in the budget document. During September, the General Manager and Executive Management Team discuss and prioritize budget requests. These discussions conclude by the end of September, and the Finance Department prepares a “Proposed Budget” for consideration by the Board of Directors.

The next step of the budget process is Board Committee and public review of the District’s proposed budget. The Park Advisory Committee and the Board Finance Committee are presented with the proposed budget during November and asked to make comments and recommend its adoption by the Board of Directors. During this stage of the process, recommendations and priorities may shift, causing the proposed budget to be amended. The First Public Hearing on the budget is held during the first Board meeting in December. The Second Public Hearing is held during the second Board meeting in December, at which time the Board of Directors considers approving the budget. The approved budget becomes effective on January 1.

Budget Calendar

January-March	Board of Director Workshops on Finance and Capital.
May	Review prior year end audit results. Formulate budget strategies with General Manager.
June	Board of Director Workshop on Land Acquisition. Review position allocations between General Fund, Special Revenue Funds and Capital Project Funds.
July	Develop budget objectives by Division, Department and Unit.
August	Distribute base budget instructions to field.
September	Review and prioritize budget requests.
October	Prepare budget, review preliminary budget with Board Finance Committee and Park Advisory Committee.
November	Present proposed budget to Board Finance Committee and Park Advisory Committee.
December	Present proposed budget at the first Board of Director meeting in December. This is a public hearing. The budget is adopted at the second meeting in December.
January	The budget becomes effective January 1.

Each quarter the Internal Audit Unit provides the Board Finance Committee and the Board of Directors with unaudited quarterly financial reports as an update on the status of the budget. The reports provide budget versus actual comparisons in the current year and comparisons of like quarters from the prior year. An analysis of significant variances is included for each major revenue and expenditure section of the reports.

Budget Policies

The District operates on a calendar year basis beginning on January 1 and ending on December 31. The budget can be amended during the year as approved by the Board of Directors or in accordance with the Board Operating Guidelines. Board action is required to make budget adjustments in the following cases:

1. A budget transfer from one fund to another for amounts exceeding \$25,000.
2. Adjustments between expenditure categories of personnel services, supplies and services, capital outlay and debt service for amounts exceeding \$25,000.
3. Adjustments to Capital Project accounts exceeding \$25,000. The subdivision of a Capital Project into related subprojects that does not change the scope of the project does not require Board approval. Land Acquisition Capital Project accounts that have authority to negotiate can be increased up to \$25,000 from other appropriated and available Land Acquisition Capital Project accounts.
4. Transfers of the Board contingency funds exceeding \$5,000.

The General Manager or his designee may, by notice in writing to the Chief Financial Officer/Controller, adjust operating funds, expenditure categories, and capital accounts not to exceed \$25,000 or conflict with the intentions or directives of the Board. A summary of such transfer activity is provided for the Finance Committee to review on a quarterly basis. The General Manager or his designee is specifically authorized to subdivide Board-approved Capital Projects into one or more subprojects as may be required to efficiently account for multiple funding sources, project phases, departmental assignments or similar project criteria provided that the subprojects do not expand, move to other locations, or modify a Capital Project from the original project scope.

Investment Policies

The District adopts a Statement of Investment Policy on an annual basis in accordance with State law. The purpose of this policy is to provide guidance and direction for the prudent investment of District funds, and to foster the creation of a systematic and controlled investment process. The ultimate goal is to maximize the efficiency of the District's cash management system, and to enhance the economic status of the District while protecting its pooled cash. The District's policy is to invest public funds in a prudent manner, providing the highest yield with the maximum security of principal invested, while also meeting the daily cash flow requirements of the District. Also, the District's policy is to conform to all applicable federal, state and local statutes governing the investment of public funds. The investment of funds is governed by the California Government Code Section 53601 et seq., and by California Government Code Section 53630 et seq. Funds on deposit in banks must be federally insured or collateralized in accordance with the provisions of California Government Code, Sections 53630 et seq.

Reserve Policies

The District has a policy to establish a Reserve for Economic Uncertainty equal to approximately 10% of the District's budget for General Fund property tax revenue. The purpose of this reserve is to buffer the District against severe budget reductions and minimize the impact on District services and programs. A use of this reserve may become necessary if there is an unexpected decrease in property valuations or impacts from the State budget process. A majority vote of the Board of Directors is required to appropriate this reserve.

Debt Policies

The District is limited, like other public agencies, to primarily three choices in financing their operations and funding public facilities: pay-as-you-go, debt financing, and public-private ventures. The District has entered into bond covenants that obligate the District to appropriate funds for debt service, provide secondary market disclosure, and report the balances of outstanding debt in its audited financial statements. The District generally incurs long-term debt to finance projects or purchase assets which will have useful lives equal to or greater than the related debt. The District is empowered and is obligated to levy ad valorem taxes, without limitation as to rate or amount upon certain property subject to taxation, within the District for the payment of interest and principal of the Measure AA bonds. The District's credit ratings for its General Obligation Bonds are "Aa1" from Moody's Investor Services and "AA+" from Standard & Poor's Corporation.

Legal Debt Limitations

The Public Resources Code Section 5568 specifies the debt limits of the District. According to this section, the District may, for the purpose of acquiring, constructing, or completing any improvement or improvements authorized, or for the purpose of acquiring any land or other property necessary or useful therefore, the Board of Directors may incur an indebtedness not to exceed 5 percent of the assessed valuation of the real and personal property situated in the District. The District may issue bonds for the indebtedness under and in full compliance with the provisions of Article 1 (commencing with Section 43600) of Chapter 4 of Division 4 of Title 4 of the Government Code. The provisions of that chapter, as they may exist from time to time and insofar as they may be applicable, shall govern all District bond issues, and the Board of Directors, as the legislative branch of the District, as authorized to do all acts and things which may be done by the legislative branch of cities, towns, and municipal corporations in the incurring of indebtedness and the issuance and sale of bonds. The District's total debt of \$126,845,000 is less than the \$18.4 billion (5% of \$367.9 billion of assessed valuation).

Appropriation Limit

The voters of California during a special election in 1979 approved Article XIII-B of the State of California Constitution. This legislation, commonly referred to as either "Proposition 4" or the "Gann Initiative," restricts the total amount of appropriations allowed in any given fiscal year from the "proceeds of taxes." In 1980, the State Legislature added Section 9710 to the Government Code which required the governing body of each local jurisdiction to establish, by resolution, an appropriations limit for the following year. The appropriation limit for any fiscal year was equal to the previous year limit, adjusted for population changes and the change in the U.S. Consumer Price Index (or California per Capita Personal Income, if less). The necessary statistical information is provided each year by the California Department of Finance.

In June 1990, the voters modified the original Article XIII-B (Proposition 4) with the passage of Proposition 111 and its implementing legislation (Senate Bill 88). Beginning with the 1990-91 appropriations limit, an agency may choose annual adjustment factors. The adjustment factors include the growth in the California Per Capita Income or the growth in non-residential assessed valuation due to construction within the jurisdiction and population growth within the County. Under Proposition 4, if an agency ends the fiscal year having more proceeds of taxes than the limit allows, it must return the excess to the taxpayers within two years (either by reducing taxes levied or fees charged).

Calculation of Limitation

Appropriation Limit for 2008	\$ 266,853,024
Adjustment Factors:	
Population Factor (Alameda/Contra Costa Combined)	1.34%
Economic Factor	4.29%
Calculation of Factor for 2007 (Population x Economic Factors)	5.75%
Appropriation Limit for 2009	\$ 282,197,073

The appropriation limit of \$282,197,073 far exceeds the applicable District appropriations of \$101,989,703 in the 2009 budget. The District remains well below its State-mandated appropriations limit for 2009.

EAST BAY REGIONAL PARK DISTRICT

RESOLUTION NO.: 2008-12- 329

December 16, 2008

ADOPTION OF THE 2009 BUDGET FOR THE
EAST BAY REGIONAL PARK DISTRICT

WHEREAS, staff has prepared and submitted a 2009 Proposed budget in accordance with the requirements of state law and the Board Operating Guidelines; and

WHEREAS, on November 24, 2008 the Park Advisory Committee reviewed and commented on the 2008 Proposed Budget and recommended its adoption by the Board of Directors; and

WHEREAS, on November 26, 2008 the Board Finance Committee reviewed and commented on the 2009 Proposed Budget and unanimously recommended its adoption by the Board of Directors; and

WHEREAS, the District duly noticed and held public hearings on the 2009 Proposed Budget on December 2 and December 16, 2008, in the Board Room located at 2950 Peralta Oaks Court in Oakland, California;

NOW THEREFORE, BE IT RESOLVED that the Board of Directors of the East Bay Regional Park District hereby:

1. Approves the 2009 budget in substantially final form as presented to the Board of Directors on December 2 and December 16, 2008;
2. Authorizes the total appropriation of \$162,111,229 for the General Fund, Special Revenue Funds, Debt Service Funds, Internal Service Funds and Capital Project Funds;
3. Authorizes the General Manager or his designee to increase appropriations in the 2009 Budget in an amount not to exceed the "Reserve for Encumbrances: to be established at the end of the 2008 fiscal year;

BE IT FURTHER RESOLVED, that a copy of this resolution be transmitted to the Board of Supervisors of Alameda and Contra Costa Counties requesting said counties collect and apportion to the District its due share of property tax revenues for 2009, in accordance with Article XIII of the State of California; and

Livermore Area Recreation and Park District

In the fall of 1992, the District annexed the eastern portion of Alameda County. This 276-square mile annexation allowed the District to expand and provide regional parks, open space and trail services throughout all of Alameda County. The annexation was negotiated through a liaison committee consisting of Livermore Area Recreation and Park District (LARPD) and District Board members. LARPD and the District worked together and determined that the most effective, appropriate means for providing a proper level of parks, recreation and open space facilities and services to the people of Murray Township was for each agency to take primary responsibility for facilities most in alignment with its core mission.

This liaison resulted in an ongoing cooperative effort by both agencies. The District assumed responsibility for acquisition and development of future regional parks, open space areas and trails within Murray Township and for related maintenance and operations. LARPD continued to assume primary responsibility for existing LARPD facilities and programs as well as for all future Murray Township community and local parks and recreation facilities, and related maintenance and operations. The Liaison Committee meets regularly to address matters of concern with respect to implementation of the cooperative and complementary functions of the two districts.

Since 1993, the District has received a share of Murray Township property tax revenues as General Fund revenue to support this program. This financial approach has not and will not increase the tax burden of Murray Township residents, and represents a 3% allocation of the assessed valuation that exceeds the Base Year. In 2008, the District intends to continue operating several major parks and facilities within and directly serving Murray Township, including Del Valle, Camp Arroyo at Del Valle, Shadow Cliffs and the newly opened Brushy Peak. The District budgets operating funding for trail grading and paving, maintenance and repairs, mowing, sanitation, police and fire services, lifeguards, utilities, signage, brochures, and similar park expenses. Operating budgets for Del Valle and Shadow Cliffs Recreation areas currently exceed \$2.5 million per year.

Starting from a small LARPD acquisition in the early 1990s, both agencies have been focused on the acquisition, restoration, planning, construction and opening of a major new regional park at Brushy Peak. In 2006, after 10-years of acquiring over 1,500 acres at a cost of \$5 million, the District completed the long awaited initial public access improvements at the site, including parking, fencing, roadway and trail improvements. The 2009 budget includes a General Fund operating grant of \$200,000 to LARPD to continue supporting priority projects and to provide operating support for our cooperative interests in the area.

The District's Volunteer Program is comprised of 16 volunteer programs: 15 programs are park or program specific; one is District-wide. All of the programs have set ambitious goals for 2009. Inter-departmental coordination is provided through bi-annual coordinators meetings facilitated by the Recreation Services Manager. Several key program objectives are specifically described in each department's budget objectives. Program highlights have been summarized below to demonstrate inter-departmental coordination and recognize the significant contributions made by volunteers. The Park District anticipates the 16 programs will contribute over 100,000 hours of volunteer service to the community in 2009.

Ardenwood Historic Farm Volunteer Program

Interpretive Staff will conduct docent trainings in February, early summer and host a volunteer/docent recognition BBQ in May. Docents will continue to provide hands-on activities for families and schoolchildren on weekdays, weekends and for each of Ardenwood's ten Special Events, while volunteers will lend a hand in the garden and with farm machinery restoration.

Black Diamond Mines

Docents continue to support a multitude of interpretive programs and special events, including Descendants Day picnic, summer concerts and open houses. Interpretive staff will organize periodic docent training and enhancement opportunities. Staff will carry on and expand the volunteer Bluebird Biologists Program and involve volunteers to help in Rose Hill Cemetery restoration, artifact accessioning and other projects.

Botanic Garden

Volunteers lend support to several areas of the Botanic Garden. Botanic Garden Docents lead tours of the Garden for weekend visitors and special groups. Garden Volunteers assist staff by doing light gardening work such as weeding, raking or nursery work. Plant Sale Volunteers help propagate and maintain potted California native plants offered for sale to the public to support the Botanic Garden. The board of the Garden's *Friends* group helps publicize and raise funds for the Garden through many different types of activities.

Community Volunteer Resources Program

Staff will coordinate District volunteer participation in several community-wide events, including Earth Day and Coastal Cleanup Day. The Community Volunteer Resources Program also coordinates the annual Volunteer Recognition Dinner.

Coyote Hills Regional Park

Staff will continue to recruit and train docents to assist with nature walks, Ohlone cultural programs and youth programs. Docents will support the Apple Festival, Gathering of Ohlone Peoples and the Butterfly Festival. Volunteers will help park staff in resource management projects, such as enhancement of the native plants and butterfly garden, control cattail growth, invasive plant removal and assisting in the maintenance of structures at the Tuibun Village Site.

Crab Cove Marine Protected Area

Docents will assist with school programs interpreting the marine environment. Tasks will include storytelling, facilitating marine related nature games, aquarium talks and pond observations.

Ivan Dickson Volunteer Trail Maintenance Program

The Ivan Dickson program, funded primarily by an endowment, provides a wide range of opportunities for volunteers under staff supervision to assist in maintaining the District's trail system. Annual events include California Trail Day, National Trail Day, and a variety of other half day trail maintenance projects. Often, Ivan Dickson projects are co-sponsored by local and national organizations such as REI, Inc., Power Bar and the Bay Area Ridge Trail Council.

Operations' Volunteer Program

A host of projects are planned for 2009. Projects will range from a variety of District-managed improvement and maintenance activities to a number of Eagle Scout projects. Projects will include monthly removal of French Broom at Redwood Regional Park, Habitat restoration work at Martin Luther King Jr. Regional Shoreline, Annual Volunteer Tool Repair and Sharpening at Lake Chabot and Gardening tasks at the Meyers Estate Historical Garden, volunteer project coordination with several school groups and East Bay Trail Dogs will also be scheduled.

Regional Park Ambassador

Volunteers will go through four hours of training by District staff to learn about the Park District. Regional Park Ambassador Volunteers will participate in special events by representing the District in educating the public on the Park District.

Sunol-Ohlone Regional Wilderness Volunteer Program

Volunteers will assist in the Spring Wildflower Festival in April, the Rattlesnake Rendezvous in May, a folk music program in June and the second annual Cowboy Culture Extravaganza in October. These special events would not be possible without the able assistance of volunteers. Several volunteer training and resource protection opportunities will also be provided by the naturalist staff in 2009.

Tilden Nature Area

Docents will assist naturalists with educational programs at the Little Farm, Native Plant Butterfly Garden, and the Environmental Educational Center. Docents will also help children handle small, live animals in the farm classroom.

Wildlife Volunteer Program

Stewardship staff will work with volunteers throughout the year to protect the District's natural resources. Volunteers not only perform many indispensable on-the-ground habitat conservation projects, but also participate in cutting-edge field research. Trained volunteers help monitor riparian woodland songbirds, wetland nesting birds, and grassland dwelling reptile and small mammal populations. Volunteer projects also include re-vegetating channels with native trees and shrubs to improve an area's ecological value, creating and managing nesting habitat for endangered birds, planting tree seedlings to enhance the regeneration of oak woodlands, placing and maintaining nest structures for a variety of wildlife, and controlling noxious weeds.

Volunteer Trail Safety Patrol

The 2009 budget includes a separate budget program for volunteer safety patrollers, which enhances the volunteer coordinator's ability to track program expenses and support the needs of the volunteers. The Volunteer Trail Safety Patrol is comprised of volunteer hikers, equestrians, bicyclists and companion dog patrollers. The Volunteer Trail Safety Patrols contributes over 25,000 of hours annually assisting the Public Safety Department and the park district.

SECTION E-2
SUPPLEMENTAL INFORMATION
PERSONNEL
BY
DEPARTMENT

SUPPLEMENTAL INFORMATION

PERSONNEL BY DEPARTMENT

DEPARTMENT/LOCATION/DESCRIPTION			2006	2007	2008	2009	Change
GENERAL MANAGER							
2010	000	Administration					
		General Manager	1.00	1.00	1.00	1.00	0.00
		Asst Gen Manager - Public Affairs	0.50	0.50	0.50	0.50	0.00
		Community Relations Manager	0.50	0.50	0.50	0.50	0.00
		Legislative Admin. Assistant	1.00	1.00	1.00	1.00	0.00
		Administrative Assistant	1.00	1.00	1.00	1.00	0.00
		^Legal Assistant	0.00	0.00	1.00	1.00	0.00
		^Confidential Secretary	4.00	4.00	3.00	3.00	0.00
		Dept Totals	8.00	8.00	8.00	8.00	0.00
		Permanent Staff	8.00	8.00	8.00	8.00	0.00
		Seasonal/Temporary Staff	0.00	0.00	0.00	0.00	0.00
		All Personnel	8.00	8.00	8.00	8.00	0.00
HUMAN RESOURCES DIVISION							
2210	000	Human Resources					
		Assistant General Manager	1.00	1.00	1.00	1.00	0.00
		Human Resources Officer	3.00	3.00	3.00	3.00	0.00
		Benefits Manager	1.00	1.00	1.00	1.00	0.00
		Human Res Tech, Confidential	1.00	1.00	1.00	1.00	0.00
		Human Resources Assistant	1.75	1.75	2.00	2.00	0.00
		Office Specialist	2.00	2.00	2.00	2.00	0.00
		*Intern	2.00	2.00	2.00	3.80	1.80
		Dept Totals	11.75	11.75	12.00	13.80	1.80
		Permanent Staff	9.75	9.75	10.00	10.00	0.00
		Seasonal/Temporary Staff	2.00	2.00	2.00	3.80	1.80
		All Personnel	11.75	11.75	12.00	13.80	1.80
LAND DIVISION							
6310	000	Administration					
		Assistant General Manager	1.00	1.00	1.00	1.00	0.00
		Secretary	1.00	1.00	1.00	1.00	0.00
		Office Assistant	0.50	0.50	0.50	0.50	0.00
		Dept Totals	2.50	2.50	2.50	2.50	0.00
		Permanent Staff	2.50	2.50	2.50	2.50	0.00
		Seasonal/Temporary Staff	0.00	0.00	0.00	0.00	0.00
		All Personnel	2.50	2.50	2.50	2.50	0.00
6350	000	GIS & Environmental Review					
		Environmental Program Manager	1.00	1.00	1.00	1.00	0.00
		Senior Planner	0.00	1.00	1.00	1.00	0.00
		GIS Analyst	1.00	1.00	1.00	1.00	0.00
		GIS Technician	1.00	1.00	1.00	1.00	0.00
		Dept Totals	3.00	4.00	4.00	4.00	0.00

SUPPLEMENTAL INFORMATION

PERSONNEL BY DEPARTMENT

DEPARTMENT/LOCATION/DESCRIPTION			2006	2007	2008	2009	Change
		Permanent Staff	3.00	4.00	4.00	4.00	0.00
		Seasonal/Temporary Staff	0.00	0.00	0.00	0.00	0.00
		All Personnel	3.00	4.00	4.00	4.00	0.00
6320	000	Interagency Planning					
		Interagency Planning Manager	1.00	1.00	1.00	1.00	0.00
		Senior Planner	2.00	2.00	2.00	2.00	0.00
		Dept Totals	3.00	3.00	3.00	3.00	0.00
		Permanent Staff	3.00	3.00	3.00	3.00	0.00
		Seasonal/Temporary Staff	0.00	0.00	0.00	0.00	0.00
		All Personnel	3.00	3.00	3.00	3.00	0.00
6330	000	Land Acquisition					
		Land Acquisition Manager	1.00	1.00	1.00	1.00	0.00
		^Senior Right of Way Agent	0.00	0.00	1.00	1.00	0.00
		^Right of Way Agent	3.50	3.50	3.00	3.00	0.00
		Resource Analyst	0.28	0.28	0.00	0.00	0.00
		Administrative Analyst II	1.00	1.00	1.00	1.00	0.00
		Dept Totals	5.78	5.78	6.00	6.00	0.00
		Permanent Staff	5.78	5.78	6.00	6.00	0.00
		Seasonal/Temporary Staff	0.00	0.00	0.00	0.00	0.00
		All Personnel	5.78	5.78	6.00	6.00	0.00
6340	000	Trails Development					
		Trails Development Manager	1.00	1.00	1.00	1.00	0.00
		Trails Coordinator	1.00	1.00	1.00	1.00	0.00
		^Resource Analyst	0.00	0.00	0.00	1.00	1.00
		^Senior Planner	1.00	1.00	1.00	0.00	-1.00
		Dept Totals	3.00	3.00	3.00	3.00	0.00
		Permanent Staff	3.00	3.00	3.00	3.00	0.00
		Seasonal/Temporary Staff	0.00	0.00	0.00	0.00	0.00
		All Personnel	3.00	3.00	3.00	3.00	0.00
LEGAL DIVISION							
2120	000	District Counsel					
		Asst Gen Manager	1.00	1.00	1.00	1.00	0.00
		Asst District Counsel	1.00	1.00	1.00	1.00	0.00
		Dept Totals	2.00	2.00	2.00	2.00	0.00
2130	000	Risk Management					
		Risk Manager	1.00	1.00	1.00	1.00	0.00
		Confidential Secretary	1.00	1.00	1.00	1.00	0.00
		Administrative Analyst II	2.00	2.00	2.00	2.00	0.00
		*WC Backfill Temporary	3.45	3.45	3.45	3.45	0.00
		Dept Totals	7.45	7.45	7.45	7.45	0.00

SUPPLEMENTAL INFORMATION

PERSONNEL BY DEPARTMENT

DEPARTMENT/LOCATION/DESCRIPTION			2006	2007	2008	2009	Change
		Permanent Staff	6.00	6.00	6.00	6.00	0.00
		Seasonal/Temporary Staff	3.45	3.45	3.45	3.45	0.00
		All Personnel	9.45	9.45	9.45	9.45	0.00
FINANCE AND MANAGEMENT SERVICES DIVISION							
4110	000	Administration/Grants					
		Assistant General Manager	1.00	1.00	1.00	1.00	0.00
		Clerk of the Board	1.00	1.00	1.00	1.00	0.00
		Confidential Secretary	1.00	1.00	1.00	1.00	0.00
		Grant Manager	1.00	1.00	1.00	1.00	0.00
		Admin Analyst II	1.00	1.00	2.00	2.00	0.00
		Account Clerk	1.00	1.00	1.00	1.00	0.00
		Dept Totals	6.00	6.00	7.00	7.00	0.00
2310	000	Finance					
		Chief Financial Officer	1.00	1.00	1.00	1.00	0.00
		Assist Financial Officer	1.00	1.00	1.00	1.00	0.00
		Audit Manager	1.00	1.00	1.00	1.00	0.00
		Budget Manager	1.00	1.00	1.00	1.00	0.00
		Confidential Secretary	1.00	1.00	1.00	1.00	0.00
		Administrative Analyst I	1.00	1.00	1.00	0.00	-1.00
		Administrative Analyst II	0.00	0.00	0.00	1.00	1.00
		Accountant Supervisor	3.00	3.00	3.00	3.00	0.00
		Accountant	1.00	1.00	1.00	1.00	0.00
		Account Clerk	8.159	8.159	8.284	8.284	0.00
		Dept Totals	18.159	18.159	18.284	18.284	0.000
4150	000	Information Services					
		Unit Manager	1.00	1.00	1.00	1.00	0.00
		Development Manager	1.00	1.00	1.00	1.00	0.00
		Network Administrator	0.00	0.00	1.00	1.00	0.00
		Programmer Analyst	1.00	1.00	1.00	1.00	0.00
		Support Technician II	3.00	3.00	3.00	3.00	0.00
		Dept Totals	6.00	6.00	7.00	7.00	0.00
4160	000	Office Services					
		Facilities Manager	1.00	1.00	1.00	1.00	0.00
		Building and Grounds Aide	1.00	1.00	1.00	1.00	0.00
		Messenger	1.00	1.00	1.00	1.00	0.00
		Switchboard/Receptionist	2.00	2.00	2.00	2.00	0.00
		Office Services Assistant	1.00	1.00	1.00	1.00	0.00
		*Office Assistant Temporary	0.72	0.72	0.72	0.72	0.00
		Dept Totals	6.72	6.72	6.72	6.72	0.00
4340	000	Central Stores					
		Supervisor	1.00	1.00	1.00	1.00	0.00
		Stock Clerk/Driver	2.00	2.00	2.00	2.00	0.00
		Dept Totals	3.00	3.00	3.00	3.00	0.00

SUPPLEMENTAL INFORMATION

PERSONNEL BY DEPARTMENT

DEPARTMENT/LOCATION/DESCRIPTION			2006	2007	2008	2009	Change
		Permanent Staff	39.16	39.16	41.28	41.28	0.00
		Seasonal/Temporary Staff	0.72	0.72	0.72	0.72	0.00
		All Personnel	39.88	39.88	42.00	42.00	0.00
OPERATIONS DIVISION-							
5010	000	Administration					
		Assistant General Manager	1.00	1.00	1.00	1.00	0.00
		Executive Secretary	1.00	1.00	1.00	1.00	0.00
		^Revenue Manager	0.00	0.00	0.00	1.00	1.00
		^Revenue Analyst II	0.00	0.00	0.00	1.00	1.00
		Administrative Analyst II	1.00	1.00	1.00	1.00	0.00
		Secretary	2.00	2.00	2.00	2.00	0.00
		Office Specialist	1.00	1.00	1.00	1.00	0.00
		*Temporary Fish Exhibit Naturalist	0.00	0.00	0.50	0.00	-0.50
		Dept Totals	6.00	6.00	6.50	8.00	1.50
		Permanent Staff	6.00	6.00	6.00	8.00	2.00
		Seasonal/Temporary Staff	0.00	0.00	0.50	0.00	-0.50
		All Personnel	6.00	6.00	6.50	8.00	1.50
PARK OPERATIONS DEPARTMENT							
5110	000	Park Operations Administration					
		Chief	1.00	1.00	1.00	1.00	0.00
		Park Ranger I	0.00	0.00	0.00	5.00	5.00
		*^Park Ranger I	0.00	0.00	1.60	0.00	-1.60
		Dept Totals	1.00	1.00	2.60	6.00	3.40
		Permanent Staff	1.00	1.00	1.00	6.00	5.00
		Seasonal/Temporary Staff	0.00	0.00	1.60	0.00	-1.60
		All Personnel	1.00	1.00	2.60	6.00	3.40
INTERPRETIVE PARKLANDS UNIT							
5160	000	Interpretive Parklands Unit Manager					
		Unit Manager	1.00	1.00	1.00	1.00	0.00
		Senior Office Assistant	0.00	0.00	0.00	1.00	1.00
		Dept Totals	1.00	1.00	1.00	2.00	1.00
5161	102	Black Diamond					
		Park Supervisor	1.00	1.00	1.00	1.00	0.00
		Park Ranger II	2.75	2.75	2.75	2.75	0.00
		*Gate Attendant	0.28	0.28	0.28	0.28	0.00
		Dept Totals	4.03	4.03	4.03	4.03	0.00
5161	130	Briones					
		Park Supervisor	1.00	1.00	1.00	1.00	0.00
		Park Ranger II	2.75	2.75	2.75	3.00	0.25
		*Gate Attendant	0.75	0.75	0.75	0.75	0.00
		Dept Totals	4.50	4.50	4.50	4.75	0.25

SUPPLEMENTAL INFORMATION**PERSONNEL BY DEPARTMENT**

DEPARTMENT/LOCATION/DESCRIPTION			2006	2007	2008	2009	Change
5161	603	Calaveras Ridge Trail Park Ranger II	0.05	0.05	0.55	0.55	0.00
		Dept Totals	0.05	0.05	0.55	0.55	0.00
5161	136	Coyote Hills Park Supervisor	1.00	1.00	1.00	1.00	0.00
		Park Ranger II	2.78	2.78	2.78	2.78	0.00
		Park Ranger I	1.00	1.00	1.00	1.00	0.00
		Gardener	0.75	0.75	0.75	0.75	0.00
		*Gate Attendant	0.00	0.00	0.10	0.35	0.25
		Dept Totals	5.53	5.53	5.63	5.88	0.25
5161	157	Dry Creek/Pioneer Park Ranger II	1.00	1.00	1.00	1.00	0.00
		Gardener	1.00	1.00	1.00	1.00	0.00
		*Gate Attendant	0.00	0.00	0.25	0.25	0.00
		Dept Totals	2.00	2.00	2.25	2.25	0.00
5161	160	Dublin Hills Park Ranger II	0.00	0.00	0.25	0.25	0.00
		Dept Totals	0.00	0.00	0.25	0.25	0.00
5161	125	Garin Park Supervisor	1.00	1.00	1.00	1.00	0.00
		Park Ranger II	2.75	2.75	2.75	2.75	0.00
		*Gate Attendant	0.38	0.38	0.38	0.38	0.00
		Dept Totals	4.13	4.13	4.13	4.13	0.00
5161	170	Las Trampas Park Supervisor	1.00	1.00	1.00	1.00	0.00
		Park Ranger II	2.00	2.00	2.00	2.00	0.00
		Dept Totals	3.00	3.00	3.00	3.00	0.00
5161	114	Mission Peak Park Ranger II	1.00	1.00	1.00	1.00	0.00
		Dept Totals	1.00	1.00	1.00	1.00	0.00
5161	118	Morgan Territory Park Ranger II	1.00	1.00	1.00	1.00	0.00
		Dept Totals	1.00	1.00	1.00	1.00	0.00
5161	159	Pleasanton Ridge Park Supervisor	1.00	1.00	1.00	1.00	0.00
		Park Ranger II	2.05	2.05	2.05	2.05	0.00
		Dept Totals	3.05	3.05	3.05	3.05	0.00
5161	117	Round Valley Park Ranger II	1.00	1.25	1.25	1.25	0.00
		Dept Totals	1.00	1.25	1.25	1.25	0.00

SUPPLEMENTAL INFORMATION

PERSONNEL BY DEPARTMENT

DEPARTMENT/LOCATION/DESCRIPTION			2006	2007	2008	2009	Change
5161	162	Sunol/Ohlone					
		Park Supervisor	1.00	1.00	1.00	1.00	0.00
		Park Craft Specialist	0.00	1.00	1.00	1.00	0.00
		Park Ranger II	3.00	2.00	2.00	2.00	0.00
		Park Ranger I	0.75	0.75	0.75	0.75	0.00
		*Gate Attendant	0.70	0.70	0.85	0.85	0.00
		Dept Totals	5.45	5.45	5.60	5.60	0.00
5161	171	Sycamore Valley					
		Park Ranger II	1.00	1.00	1.00	1.00	0.00
		Dept Totals	1.00	1.00	1.00	1.00	0.00
		Permanent Staff	34.63	34.88	35.63	36.88	1.25
		Seasonal/Temporary Staff	2.11	2.11	2.61	2.86	0.25
		All Personnel	36.74	36.99	38.24	39.74	1.50
LAKES UNIT							
5140	000	Lake Unit Manager					
		Unit Manager	1.00	1.00	1.00	1.00	0.00
		Senior Office Specialist	1.00	1.00	1.00	1.00	0.00
		Dept Totals	2.00	2.00	2.00	2.00	0.00
5141	150	Brushy Peak					
		Park Ranger II	1.00	1.00	1.00	1.00	0.00
		Dept Totals	1.00	1.00	1.00	1.00	0.00
5141	204	Arroyo Del Valle Camp					
		Park Craft Specialist	1.00	1.00	1.00	1.00	0.00
		*Park Ranger II	0.50	0.50	0.50	0.50	0.00
		Dept Totals	1.50	1.50	1.50	1.50	0.00
5141	203	Del Valle					
		Park Supervisor IV	1.00	1.00	1.00	1.00	0.00
		Park Supervisor I	0.00	0.00	0.00	1.00	1.00
		Park Craft Specialist	1.00	1.00	1.00	1.00	0.00
		Park Ranger II	5.75	5.75	5.75	5.25	-0.50
		Park Ranger I	3.50	3.50	3.50	3.50	0.00
		Office Assistant	1.00	1.00	1.00	1.00	0.00
		Gardener	1.00	1.00	1.00	1.00	0.00
		*Gate Attendant	1.05	1.05	1.30	1.30	0.00
		*Student Laborer	0.75	0.75	0.75	0.75	0.00
		Dept Totals	15.05	15.05	15.30	15.80	0.50

SUPPLEMENTAL INFORMATION

PERSONNEL BY DEPARTMENT

DEPARTMENT/LOCATION/DESCRIPTION			2006	2007	2008	2009	Change
5141	216	Lake Chabot					
		Park Supervisor	1.00	1.00	1.00	1.00	0.00
		Park Craft Specialist	1.00	1.00	1.00	1.00	0.00
		Park Ranger II	3.75	3.75	3.75	3.75	0.00
		Park Ranger I	1.50	1.50	1.75	1.75	0.00
		*Gate Attendant	0.50	0.50	0.75	0.75	0.00
		*Student Laborer	0.40	0.40	0.40	0.40	0.00
		Dept Totals	8.15	8.15	8.65	8.65	0.00
5141	242	Quarry Lakes					
		Park Supervisor	1.00	1.00	1.00	1.00	0.00
		Gardener	0.00	1.00	1.00	1.00	0.00
		Park Ranger II	3.00	2.00	2.00	2.00	0.00
		Park Ranger I	2.75	2.75	2.75	2.75	0.00
		*Gate Attendant	1.17	1.17	1.42	1.42	0.00
		*Student Laborer	0.75	0.75	0.75	0.75	0.00
		Dept Totals	8.67	8.67	8.92	8.92	0.00
5141	260	Contra Loma (moved to Recreation Parks Unit)					
		Park Supervisor	1.00	1.00	1.00	0.00	-1.00
		Park Craft Specialist	1.00	1.00	1.00	0.00	-1.00
		Park Ranger II	4.25	4.25	4.25	0.00	-4.25
		Park Ranger I	2.75	2.75	3.00	0.00	-3.00
		*Gate Attendant	0.75	0.75	0.85	0.00	-0.85
		*Student Laborer	0.50	0.50	0.50	0.00	-0.50
		Dept Totals	10.25	10.25	10.60	0.00	-10.60
5141	281	Shadow Cliffs					
		Park Supervisor	1.00	1.00	1.00	1.00	0.00
		Park Ranger II	3.83	3.83	3.83	3.83	0.00
		Park Ranger I	4.25	4.25	4.25	4.25	0.00
		*Gate Attendant	2.01	2.01	0.16	0.16	0.00
		*Student Laborer	0.75	0.75	0.75	0.75	0.00
		Dept Totals	11.84	11.84	9.99	9.99	0.00
		Permanent Staff	49.33	49.33	49.83	41.08	-8.75
		Seasonal/Temporary Staff	9.13	9.13	8.13	6.78	-1.35
		All Personnel	58.46	58.46	57.96	47.86	-10.10
MINING OPERATIONS UNIT							
5112	102	Mining Operations					
		Manager	1.00	1.00	1.00	1.00	0.00
		Supervisor	1.00	1.00	1.00	1.00	0.00
		Maintenance Technician	2.00	2.00	2.00	2.00	0.00
		Dept Totals	4.00	4.00	4.00	4.00	0.00
		Permanent Staff	4.00	4.00	4.00	4.00	0.00
		Seasonal/Temporary Staff	0.00	0.00	0.00	0.00	0.00
		All Personnel	4.00	4.00	4.00	4.00	0.00

SUPPLEMENTAL INFORMATION**PERSONNEL BY DEPARTMENT**

DEPARTMENT/LOCATION/DESCRIPTION			2006	2007	2008	2009	Change
PARKLAND UNIT							
5120	000	Parkland Unit Mgr					
		Unit Manager	1.00	1.00	1.00	1.00	0.00
		Senior Office Assistant	1.00	1.00	1.00	1.00	0.00
		Dept Totals	2.00	2.00	2.00	2.00	0.00
5121	175	Anthony Chabot					
		Park Supervisor	1.00	1.00	1.00	1.00	0.00
		Park Craft Specialist	1.00	1.00	1.00	1.00	0.00
		Park Ranger II	3.75	3.75	3.75	3.75	0.00
		Park Ranger I	2.50	2.50	2.50	2.50	0.00
		Office Assistant	0.00	0.375	0.375	0.375	0.00
		*Gate Attendant	0.50	0.50	0.50	0.50	0.00
		*Student Laborer	0.25	0.25	0.25	0.25	0.00
		Dept Totals	9.00	9.38	9.38	9.38	0.00
5121	149	Botanic Garden					
		Park Supervisor	2.00	2.00	2.00	2.00	0.00
		Sr. Office Assistant	0.50	0.50	0.50	0.50	0.00
		Gardener	3.75	3.75	3.75	3.75	0.00
		*Interpretive Student Aide	0.67	0.67	0.865	0.865	0.00
		*Student Laborer	0.50	0.50	0.350	0.350	0.00
		Dept Totals	7.42	7.42	7.465	7.465	0.00
5121	112	Redwood					
		Park Supervisor	1.00	1.00	1.00	1.00	0.00
		Park Craft Specialist	1.00	1.00	1.00	1.00	0.00
		Park Ranger II	2.75	2.75	2.75	2.75	0.00
		*Gate Attendant	0.34	0.34	0.34	0.34	0.00
		Dept Totals	5.09	5.09	5.09	5.09	0.00
5121	134	Sibley/Claremont					
		Park Supervisor	1.00	1.00	1.00	1.00	0.00
		Park Ranger II	2.00	2.75	2.75	2.75	0.00
		Dept Totals	3.00	3.75	3.75	3.75	0.00
5121	105	Tilden					
		Park Supervisor	1.00	1.00	1.00	1.00	0.00
		Park Craft Specialist	1.00	1.00	1.00	1.00	0.00
		Park Ranger II	5.75	6.50	6.50	6.50	0.00
		Park Ranger I	1.50	0.00	0.00	0.00	0.00
		Gardener	1.00	1.00	1.00	1.00	0.00
		Office Assistant	0.00	0.375	0.375	0.375	0.00
		*Gate Attendant	0.83	0.83	0.83	0.83	0.00
		*Student Laborer	0.25	0.25	0.170	0.420	0.25
		Dept Totals	11.33	10.955	10.875	11.125	0.25

SUPPLEMENTAL INFORMATION

PERSONNEL BY DEPARTMENT

DEPARTMENT/LOCATION/DESCRIPTION			2006	2007	2008	2009	Change
5131	151	Kennedy Grove					
		Park Supervisor	1.00	1.00	1.00	1.00	0.00
		Park Ranger II	2.83	2.83	2.83	2.75	-0.08
		*Gate Attendant	0.35	0.35	0.35	0.35	0.00
		*Student Laborer	0.15	0.25	0.30	0.76	0.46
		Dept Totals	4.33	4.43	4.48	4.86	0.38
5131	124	Roberts					
		Park Supervisor	1.00	1.00	1.00	1.00	0.00
		Park Ranger II	2.75	2.75	2.75	3.50	0.75
		*Temporary Park Ranger II	0.50	0.50	0.50	0.00	-0.50
		*Gate Attendant	0.75	0.75	0.75	0.75	0.00
		*Student Laborer	0.25	0.25	0.25	0.25	0.00
		Dept Totals	5.25	5.25	5.25	5.50	0.25
5131	240	Temescal					
		Park Supervisor	1.00	1.00	1.00	1.00	0.00
		^Gardener	0.00	0.00	1.00	1.00	0.00
		Park Ranger II	3.00	3.00	3.00	3.00	0.00
		Park Ranger I	0.00	0.00	0.00	0.00	0.00
		Lead Gate Attendant	0.50	0.50	0.50	0.50	0.00
		*Gate Attendant	1.00	1.00	1.00	1.00	0.00
		*Student Laborer	0.75	0.75	0.75	0.75	0.00
		Dept Totals	6.25	6.25	7.25	7.25	0.00
5132	000	Volunteer Resources					
		Park Ranger II	1.00	1.00	1.00	1.00	0.00
		Dept Totals	1.00	1.00	1.00	1.00	0.00
		Permanent Staff	24.83	25.83	28.58	37.61	9.03
		Seasonal/Temporary Staff	5.50	5.60	6.03	7.84	1.81
		All Personnel	30.33	31.43	34.61	45.45	10.84
REGIONAL TRAILS & WORK PROGRAM UNIT							
5170	000	Regional Trails Unit Manager					
		Unit Manager	1.00	1.00	1.00	1.00	0.00
		Dept Totals	1.00	1.00	1.00	1.00	0.00
5171	308	Alameda County Regional Trails					
		Park Supervisor	1.00	1.00	1.00	1.00	0.00
		Park Ranger II	3.00	3.00	3.00	3.00	0.00
		Dept Totals	4.00	4.00	4.00	4.00	0.00
5171	498	Antioch					
		Park Ranger II	1.50	1.25	1.25	1.25	0.00
		Dept Totals	1.50	1.25	1.25	1.25	0.00

SUPPLEMENTAL INFORMATION

PERSONNEL BY DEPARTMENT

DEPARTMENT/LOCATION/DESCRIPTION			2006	2007	2008	2009	Change
5171	405	Bay Point Park Ranger II	0.00	0.00	0.75	0.75	0.00
		Dept Totals	0.00	0.00	0.75	0.75	0.00
5171	429	Big Break Park Ranger II	0.50	0.75	1.75	1.75	0.00
		Dept Totals	0.50	0.75	1.75	1.75	0.00
5171	651	Contra Costa Trails Park Supervisor Park Craft Specialist Park Ranger II Office Assistant	1.00 1.00 5.70 0.50	1.00 1.00 5.70 0.50	1.00 1.00 5.80 0.50	1.00 1.00 5.80 0.50	0.00 0.00 0.00 0.00
		Dept Totals	8.20	8.20	8.30	8.30	0.00
5171	606	Delta DeAnza Park Ranger II	0.10	0.10	0.10	0.10	0.00
		Dept Totals	0.10	0.10	0.10	0.10	0.00
5171	654	East Contra Costa Trails Park Supervisor Park Ranger II	1.00 2.85	1.00 2.95	1.00 2.95	1.00 2.95	0.00 0.00
		Dept Totals	3.85	3.95	3.95	3.95	0.00
5172	308	Alternative Work-Ala. Supervisor	1.00	1.00	1.00	1.00	0.00
		Dept Totals	1.00	1.00	1.00	1.00	0.00
5173	310	Alternative Work-CCC Supervisor	1.00	1.00	1.00	1.00	0.00
		Dept Totals	1.00	1.00	1.00	1.00	0.00
		Permanent Staff	21.15	21.25	23.10	23.10	0.00
		Seasonal/Temporary Staff	0.00	0.00	0.00	0.00	0.00
		All Personnel	21.15	21.25	23.10	23.10	0.00
REVENUE UNIT							
5111	000	Revenue Manager Revenue Analyst II ^Facilities Supervisor ^Building & Grounds Aide Office Assistant ^Gardener	1.00 1.00 1.00 3.50 1.00 1.00	1.00 1.00 1.00 3.50 0.00 1.00	1.00 1.00 0.00 0.00 0.00 0.00	0.00 0.00 0.00 0.00 0.00 0.00	-1.00 -1.00 0.00 0.00 0.00 0.00
		Dept Totals	8.50	7.50	2.00	0.00	-2.00
		Permanent Staff	8.50	7.50	2.00	0.00	-2.00
		Seasonal/Temporary Staff	0.00	0.00	0.00	0.00	0.00
		All Personnel	8.50	7.50	2.00	0.00	-2.00

SUPPLEMENTAL INFORMATION**PERSONNEL BY DEPARTMENT**

DEPARTMENT/LOCATION/DESCRIPTION			2006	2007	2008	2009	Change
SHORELINE UNIT							
5150	000	Shoreline Unit Manager					
		Unit Manager	1.00	1.00	1.00	1.00	0.00
		Senior Office Specialist	1.00	1.00	1.00	1.00	0.00
		Dept Totals	2.00	2.00	2.00	2.00	0.00
5151	469	Carquinez Strait					
		Park Ranger II	2.00	2.00	2.00	2.00	0.00
		Park Ranger I	0.75	0.75	0.75	0.75	0.00
		Dept Totals	2.75	2.75	2.75	2.75	0.00
5151	484	Crockett Hills (C&H)					
		Park Ranger II	0.75	0.75	0.75	0.75	0.00
		Dept Totals	0.75	0.75	0.75	0.75	0.00
5151	409	Crown Beach					
		Park Supervisor	1.00	1.00	1.00	1.00	0.00
		Park Ranger II	6.00	6.00	6.75	6.75	0.00
		Park Ranger I	0.00	0.00	0.00	0.00	0.00
		*Gate Attendant	0.87	0.87	0.87	0.87	0.00
		*Student Laborer	0.75	0.75	0.75	0.75	0.00
		Dept Totals	8.62	8.62	9.37	9.37	0.00
5151	423	East Shore State Park					
		Park Ranger II	1.00	2.00	2.00	2.00	0.00
		Park Ranger I	0.75	0.00	0.00	0.00	0.00
		Dept Totals	1.75	2.00	2.00	2.00	0.00
5151	468	Hayward Shoreline					
		Park Supervisor	1.00	1.00	1.00	1.00	0.00
		Park Ranger II	3.25	3.25	3.00	3.00	0.00
		Dept Totals	4.25	4.25	4.00	4.00	0.00
5151	437	Martin Luther King Jr.					
		Park Supervisor	1.00	1.00	1.00	1.00	0.00
		Park Ranger II	4.00	4.00	5.00	5.00	0.00
		Park Ranger I	1.00	1.00	1.00	1.00	0.00
		*Student Laborer	0.75	0.75	0.75	0.75	0.00
		Dept Totals	6.75	6.75	7.75	7.75	0.00
5151	483	Martinez Shoreline					
		Park Supervisor	1.00	1.00	1.00	1.00	0.00
		Park Ranger II	1.80	1.80	1.80	1.80	0.00
		*Student Laborer	0.00	0.00	0.00	0.25	0.25
		Dept Totals	2.80	2.80	2.80	3.05	0.25

SUPPLEMENTAL INFORMATION

PERSONNEL BY DEPARTMENT

DEPARTMENT/LOCATION/DESCRIPTION			2006	2007	2008	2009	Change
5151	415	Middle Harbor					
		Park Supervisor	1.00	1.00	1.00	1.00	0.00
		Park Craft Specialist	0.00	0.00	1.00	1.00	0.00
		Park Ranger II	3.50	3.50	2.50	2.50	0.00
		Gardener	1.00	1.00	1.00	1.00	0.00
		*Student Laborer	0.25	0.25	0.25	0.25	0.00
		Dept Totals	5.75	5.75	5.75	5.75	0.00
5151	465	Miller/Knox					
		Park Supervisor	1.00	1.00	1.00	1.00	0.00
		Park Ranger II	3.55	3.55	3.55	3.55	0.00
		Gardener	1.00	1.00	1.00	1.00	0.00
		*Student Laborer	0.50	0.50	0.50	0.75	0.25
		Dept Totals	6.05	6.05	6.05	6.30	0.25
5151	473	Oyster Bay					
		Park Ranger II	2.00	2.00	2.00	2.00	0.00
		Dept Totals	2.00	2.00	2.00	2.00	0.00
5151	496	Pt. Pinole					
		Park Supervisor	1.00	1.00	1.00	1.00	0.00
		Park Ranger II	3.75	3.75	4.00	4.00	0.00
		Park Ranger I	1.75	1.75	1.75	1.75	0.00
		*Gate Attendant	0.00	0.00	0.20	0.20	0.00
		*Student Laborer	0.00	0.00	0.00	0.46	0.46
		Dept Totals	6.50	6.50	6.95	7.41	0.46
5151	133	Waterbird					
		Park Ranger II	0.25	0.25	0.25	0.25	0.00
		Dept Totals	0.25	0.25	0.25	0.25	0.00
		Permanent Staff	47.10	47.35	49.10	49.10	0.00
		Seasonal/Temporary Staff	3.12	3.12	3.32	4.28	0.96
		All Personnel	50.22	50.47	52.42	53.38	0.96

OPERATIONS DIVISION

INTERPRETIVE & RECREATION SERVICES DEPARTMENT

5210	000	Interpretive & Recreation Administration					
		Chief	1.00	1.00	1.00	1.00	0.00
		^Outreach Coordinator	0.00	0.00	0.75	0.75	0.00
		Dept Totals	1.00	1.00	1.75	1.75	0.00
		Permanent Staff	1.00	1.00	1.75	1.75	0.00
		Seasonal/Temporary Staff	0.00	0.00	0.00	0.00	0.00
		All Personnel	1.00	1.00	1.75	1.75	0.00

SUPPLEMENTAL INFORMATION**PERSONNEL BY DEPARTMENT**

DEPARTMENT/LOCATION/DESCRIPTION			2006	2007	2008	2009	Change
INTERPRETIVE SERVICES UNIT							
5240	000	Interpretive Services Manager					
		Manager	1.00	1.00	1.00	1.00	0.00
		Senior Office Assistant	0.00	0.50	0.50	0.50	0.00
		Supervising Naturalist I	0.00	0.00	0.00	1.00	1.00
		*Temp Naturalist Fish Exhibit	0.00	0.00	0.00	0.50	0.50
		Dept Totals	1.00	1.50	1.50	3.00	1.50
5241	585	Ardenwood					
		Supervising Naturalist	1.00	1.00	1.00	1.00	0.00
		Senior Office Assistant	1.00	1.00	1.00	1.00	0.00
		Park Supervisor	1.00	1.00	1.00	1.00	0.00
		Naturalist	3.00	3.00	3.00	3.00	0.00
		Park Ranger II	2.00	2.00	2.00	2.00	0.00
		Park Ranger I	1.75	1.75	1.75	1.75	0.00
		Farm Technician	1.75	1.75	1.75	1.75	0.00
		Gardener	1.00	1.00	1.00	1.00	0.00
		Naturalist Aide	0.00	0.00	0.00	0.00	0.00
		*Interpretive Student Aide	1.76	1.76	1.76	1.76	0.00
		*Gate Attendant	0.48	0.48	0.48	0.48	0.00
		*Student Laborer	0.25	0.25	0.25	0.25	0.00
		Dept Totals	14.99	14.99	14.99	14.99	0.00
5241	502	Black Diamond Center					
		Supervising Naturalist	1.00	1.00	1.00	1.00	0.00
		Senior Office Assistant	0.75	0.75	0.75	0.75	0.00
		*Office Assistant-Oral History Project	0.218	0.218	0.218	0.218	0.00
		Naturalist	2.75	2.75	3.75	3.75	0.00
		Park Ranger I	0.75	0.75	0.75	0.75	0.00
		*Interpretive Student Aide	1.25	1.25	1.25	1.25	0.00
		*Intern-Oral History Project	0.00	0.00	0.00	0.00	0.00
		Dept Totals	6.718	6.718	7.718	7.718	0.00
5241	536	Coyote Hills Center					
		Supervising Naturalist	1.00	1.00	1.00	1.00	0.00
		Senior Office Assistant	1.50	1.50	1.50	1.50	0.00
		Naturalist	2.75	2.75	2.75	2.75	0.00
		*Interpretive Student Aide	1.60	1.60	1.60	1.60	0.00
		*Dept Tech/Senior Intern	0.10	0.10	0.10	0.10	0.00
		Dept Totals	6.95	6.95	6.95	6.95	0.00
5241	509	Crab Cove Center					
		Supervising Naturalist	1.00	1.00	1.00	1.00	0.00
		Senior Office Assistant	1.00	1.00	1.00	1.00	0.00
		Naturalist	2.75	2.75	2.75	2.75	0.00
		Park Ranger I	0.30	0.00	0.00	0.00	0.00
		Office Assistant	0.50	0.75	0.75	0.75	0.00
		*Interpretive Student Aide	1.55	1.55	1.55	1.55	0.00
		Dept Totals	7.10	7.05	7.05	7.05	0.00

SUPPLEMENTAL INFORMATION

PERSONNEL BY DEPARTMENT

DEPARTMENT/LOCATION/DESCRIPTION			2006	2007	2008	2009	Change
5241	415	Middle Harbor					
		Naturalist	0.00	0.75	0.75	0.75	0.00
		^Outreach Coordinator	0.00	0.00	0.25	0.25	0.00
		Dept Totals	0.00	0.75	1.00	1.00	0.00
5241	547	Sunol Center					
		Supervising Naturalist	1.00	1.00	1.00	1.00	0.00
		Senior Office Assistant	1.00	1.00	1.00	1.00	0.00
		Naturalist	2.50	2.50	2.50	2.50	0.00
		*Interpretive Student Aide	0.905	0.905	0.905	0.905	0.00
		Dept Totals	5.405	5.405	5.405	5.405	0.00
5241	505	Tilden Nature Area					
		Supervising Naturalist	1.00	1.00	1.00	1.00	0.00
		Senior Office Assistant	2.00	2.00	2.00	2.00	0.00
		Naturalist	4.00	4.00	4.00	4.00	0.00
		Park Ranger II	1.00	1.00	1.00	1.00	0.00
		Farm Technician	1.00	1.00	1.00	1.00	0.00
		Building/Grounds Aide	1.00	1.00	1.00	1.00	0.00
		*Interpretive Student Aide	3.30	3.30	3.30	3.30	0.00
		Dept Totals	13.30	13.30	13.30	13.30	0.00
5242	000	Exhibit Design					
		Exhibit Supervisor	1.00	1.00	1.00	1.00	0.00
		Exhibit Technician	2.00	2.00	2.00	2.00	0.00
		Dept Totals	3.00	3.00	3.00	3.00	0.00
		Permanent Staff	47.05	48.25	49.50	50.50	1.00
		Seasonal/Temporary Staff	11.41	11.41	11.41	11.91	0.50
		All Personnel	58.46	59.66	60.91	62.41	1.50
RECREATION SERVICES UNIT							
5220	000	Recreation Services Manager					
		Manager	1.00	1.00	1.00	1.00	0.00
		^Office Assistant	1.00	1.00	0.00	0.00	0.00
		Dept Totals	2.00	2.00	1.00	1.00	0.00
5221	000	Outdoor Recreation					
		Outdoor Recreation Coordinator	1.00	1.00	1.00	1.00	0.00
		^Office Assistant	0.00	0.00	1.00	1.00	0.00
		Recreation Assistant	1.00	1.00	1.00	1.00	0.00
		*Recreation Leader IV	0.50	0.50	0.50	0.50	0.00
		*Recreation Leader III	1.00	1.00	1.00	1.00	0.00
		*Recreation Leader II	1.40	1.40	1.40	1.40	0.00
		*Recreation Leader I	0.60	0.60	0.60	0.60	0.00
		Dept Totals	5.50	5.50	6.50	6.50	0.00

SUPPLEMENTAL INFORMATION**PERSONNEL BY DEPARTMENT**

DEPARTMENT/LOCATION/DESCRIPTION			2006	2007	2008	2009	Change
5224	000	Reservations					
		Reservations Supervisor	1.00	1.00	1.00	1.00	0.00
		Reservations Coordinator	1.00	1.00	1.00	1.00	0.00
		Reservations Technician	0.00	0.00	1.00	1.00	0.00
		^Office Specialist	4.00	4.00	3.75	3.75	0.00
		^Senior Office Specialist	1.00	1.00	0.00	0.00	0.00
		Dept Totals	7.00	7.00	6.75	6.75	0.00
5225	000	Community/Volunteer Resource Analyst	0.75	0.75	0.75	0.75	0.00
		Dept Totals	0.75	0.75	0.75	0.75	0.00
5226	000	Park Express					
		Administrative Aide	1.00	1.00	1.00	1.00	0.00
		Office Specialist	0.50	0.50	0.75	0.75	0.00
		Dept Totals	1.50	1.50	1.75	1.75	0.00
5227	000	Facilities					
		^Facilities Supervisor	0.00	0.00	1.00	1.00	0.00
		^Building and Grounds Aide	0.00	0.00	3.50	3.50	0.00
		Dept Totals	0.00	0.00	4.50	4.50	0.00
		Permanent Staff	13.25	13.25	17.75	17.75	0.00
		Seasonal/Temporary Staff	3.50	3.50	3.50	3.50	0.00
		All Personnel	16.75	16.75	21.25	21.25	0.00
OPERATIONS DIVISION-							
MAINTENANCE & SKILLED TRADES DEPARTMENT							
5910	000	Maintenance Administration					
		Chief	1.00	1.00	1.00	1.00	0.00
		Contract Supervisor	1.00	1.00	1.00	1.00	0.00
		Administrative Analyst II	1.00	1.00	1.00	1.00	0.00
		Administrative Analyst I	1.00	1.00	1.00	1.00	0.00
		Senior Office Specialist	1.00	1.00	1.00	1.00	0.00
		Dept Totals	5.00	5.00	5.00	5.00	0.00
		Permanent Staff	5.00	5.00	5.00	5.00	0.00
		Seasonal/Temporary Staff	0.00	0.00	0.00	0.00	0.00
		All Personnel	5.00	5.00	5.00	5.00	0.00
FLEET MANAGEMENT, ROADS & SANITATION UNIT							
5930	000	Equipment Unit Administration					
		Maintenance Superintendent	1.00	1.00	1.00	1.00	0.00
		Senior Office Specialist	1.00	1.00	1.00	1.00	0.00
		Administrative Analyst II	1.00	1.00	1.00	1.00	0.00
		Dept Totals	3.00	3.00	3.00	3.00	0.00

SUPPLEMENTAL INFORMATION**PERSONNEL BY DEPARTMENT**

DEPARTMENT/LOCATION/DESCRIPTION			2006	2007	2008	2009	Change
5931	000	Equipment Maintenance					
		Service Manager	2.00	2.00	2.00	2.00	0.00
		Lead Mechanic	2.00	2.00	2.00	2.00	0.00
		Senior Equipment Mechanic	10.00	10.00	11.00	11.00	0.00
		Dept Totals	14.00	14.00	15.00	15.00	0.00
5932	000	Road & Trails					
		Roads & Trails Supervisor	1.00	1.00	1.00	1.00	0.00
		Equipment Operator	5.66	5.66	4.04	4.21	0.17
		Equipment Operator Apprentice	0.00	0.00	0.75	0.75	0.00
		Park Craft Specialist	1.00	1.00	2.00	2.00	0.00
		Park Ranger II	5.50	5.50	5.50	5.50	0.00
		Dept Totals	13.16	13.16	13.29	13.46	0.17
5934	000	Sanitation					
		Sanitation/Recycling Supervisor	1.00	1.00	1.00	1.00	0.00
		Sanitation Truck Driver	3.75	3.75	3.75	3.75	0.00
		Dept Totals	4.75	4.75	4.75	4.75	0.00
		Permanent Staff	34.91	34.91	36.04	36.21	0.17
		Seasonal/Temporary Staff	0.00	0.00	0.00	0.00	0.00
		All Personnel	34.91	34.91	36.04	36.21	0.17

TRADES UNIT

5942	000	Trades					
		Trades Manager	1.00	1.00	1.00	1.00	0.00
		Trades Supervisor	2.00	2.00	2.00	2.00	0.00
		Water Treatment Plant Supvr	0.00	0.00	1.00	1.00	0.00
		Electrician	3.00	3.00	2.00	2.00	0.00
		Water Treatment Plant Operator	0.00	0.00	1.00	1.00	0.00
		Plumber	2.78	3.07	3.89	4.02	0.13
		Carpenter	8.00	8.00	9.00	9.00	0.00
		Painter	2.00	2.00	3.00	3.00	0.00
		Park Ranger II	4.00	4.00	5.00	5.00	0.00
		Senior Office Specialist	1.00	1.00	1.00	1.00	0.00
		*Administrative Analyst II	0.00	0.00	0.00	1.00	1.00
		Dept Totals	23.78	24.07	28.89	30.02	1.13
		Permanent Staff	23.78	24.07	28.89	29.02	0.13
		Seasonal/Temporary Staff	0.00	0.00	0.00	1.00	1.00
		All Personnel	23.78	24.07	28.89	30.02	1.13

PLANNING/STEWARDSHIP & DEVELOPMENT DIVISION

7010	000	Park Group Administration					
		Assistant General Manager	1.00	1.00	1.00	1.00	0.00
		Secretary	1.50	0.533	0.533	0.533	0.00
		Senior Office Specialist	1.00	1.00	1.00	1.00	0.00
		Dept Totals	3.50	2.53	2.53	2.53	0.00

SUPPLEMENTAL INFORMATION**PERSONNEL BY DEPARTMENT**

DEPARTMENT/LOCATION/DESCRIPTION			2006	2007	2008	2009	Change
		Permanent Staff	3.50	2.53	2.53	2.53	0.00
		Seasonal/Temporary Staff	0.00	0.00	0.00	0.00	0.00
		All Personnel	3.50	2.53	2.53	2.53	0.00
DESIGN & CONSTRUCTION DEPARTMENT							
7110	000	Park Design Administration					
		Chief	1.00	1.00	1.00	1.00	0.00
		Administrative Aide	0.50	1.00	1.00	1.00	0.00
		Administrative Analyst	1.00	1.00	1.00	1.00	0.00
		Dept Totals	2.50	3.00	3.00	3.00	0.00
7510	000	Construction Management					
		Construction Manager	1.00	1.00	1.00	1.00	0.00
		Administrative Aide	1.00	1.00	1.00	1.00	0.00
		Senior Chief of Survey Party	1.00	1.00	1.00	1.00	0.00
		Field/Office Surveyor	1.00	1.00	1.00	1.00	0.00
		Senior Construction Inspector	1.00	1.00	1.00	1.00	0.00
		Construction Inspector	4.00	4.00	5.00	5.00	0.00
		Drafting Technician	1.00	1.00	1.00	1.00	0.00
		Survey Technician	2.00	2.00	2.00	2.00	0.00
		Dept Totals	12.00	12.00	13.00	13.00	0.00
7120	000	Design					
		Design Manager	1.00	1.00	1.00	1.00	0.00
		Architect	1.00	1.00	1.00	1.00	0.00
		Civil Engineer	2.00	2.00	3.00	3.00	0.00
		Drafting Technician	2.00	2.00	2.00	2.00	0.00
		Landscape Architect	2.00	2.00	2.00	2.00	0.00
		Senior Civil Engineering Technician	2.00	2.00	2.00	2.00	0.00
		Senior Park Designer	2.00	2.00	2.00	2.00	0.00
		Dept Totals	12.00	12.00	13.00	13.00	0.00
		Permanent Staff	26.50	27.00	29.00	29.00	0.00
		Seasonal/Temporary Staff	0.00	0.00	0.00	0.00	0.00
		All Personnel	26.50	27.00	29.00	29.00	0.00
PLANNING & STEWARDSHIP DEPARTMENT							
7410	000	Planning Stewardship Administration					
		Chief	1.00	1.00	1.00	1.00	0.00
		Landscape Architect	1.00	0.00	0.00	0.00	0.00
		Senior Park Planner	1.00	1.00	1.00	1.00	0.00
		Senior Park Designer	1.00	1.00	1.00	1.00	0.00
		Park Planner I	1.00	2.00	2.00	2.00	0.00
		Mapping Graphics Technician	1.00	1.00	1.00	1.00	0.00
		Dept Totals	6.00	6.00	6.00	6.00	0.00

SUPPLEMENTAL INFORMATION

PERSONNEL BY DEPARTMENT

DEPARTMENT/LOCATION/DESCRIPTION			2006	2007	2008	2009	Change
7420	000	Stewardship Manager					
		Stewardship Manager	1.02	1.02	1.02	1.02	0.00
		Ecological Services Coordinator	1.00	1.00	1.00	1.00	0.00
		Resource Analyst	1.00	1.00	1.00	1.00	0.00
		Dept Totals	3.02	3.02	3.02	3.02	0.00
7440	000	Grazing					
		Wildland Vegetation Program Mgr.	1.00	1.00	1.00	1.00	0.00
		Botanist	1.00	1.00	1.00	1.00	0.00
		Resource Analyst	0.00	0.00	1.00	1.00	0.00
		Dept Totals	2.00	2.00	3.00	3.00	0.00
7450	000	Integrated Pest Mgmt Program					
		Integrated Pest Management Spec.	1.00	1.00	1.00	1.00	0.00
		Resource Analyst	1.00	1.00	1.00	1.00	0.00
		Dept Totals	2.00	2.00	2.00	2.00	0.00
7455	000	Geographic Information System					
		GIS Coordinator	1.00	1.00	1.00	1.00	0.00
		GIS Technician	1.00	1.00	1.00	1.00	0.00
		GIS Analyst	1.00	1.00	1.00	1.00	0.00
		Dept Totals	3.00	3.00	3.00	3.00	0.00
7460	000	Water Mgmt					
		Water Resources Manager	1.00	1.00	1.00	1.00	0.00
		Water Management Supervisor	1.00	1.00	1.00	1.00	0.00
		Water Management Assistant	1.10	1.10	1.10	1.10	0.00
		Dept Totals	3.10	3.10	3.10	3.10	0.00
7465	000	Fisheries Mgmt					
		Fisheries Program Manager	1.00	1.00	1.00	1.00	0.00
		Resource Analyst	0.55	1.00	1.00	1.00	0.00
		*Temporary Resource Analyst	0.00	0.00	0.50	0.50	0.00
		Dept Totals	1.55	2.00	2.50	2.50	0.00
7475	000	Wildlife Management					
		Wildlife Program Manager	1.00	1.00	1.00	1.00	0.00
		Resource Analyst	1.00	1.00	1.00	1.00	0.00
		Dept Totals	2.00	2.00	2.00	2.00	0.00
		Permanent Staff	22.67	23.12	24.12	24.12	0.00
		Seasonal/Temporary Staff	0.00	0.00	0.50	0.50	0.00
		All Personnel	22.67	23.12	24.62	24.62	0.00

SUPPLEMENTAL INFORMATION**PERSONNEL BY DEPARTMENT**

DEPARTMENT/LOCATION/DESCRIPTION			2006	2007	2008	2009	Change
PUBLIC AFFAIRS DIVISION							
3110	000	Public Affairs					
		Asst Gen Manager Public Affairs	0.50	0.50	0.50	0.50	0.00
		Community Relations Manager	0.50	0.50	0.50	0.50	0.00
		Development Officer	1.00	1.00	1.00	1.00	0.00
		Public Information Supervisor	1.00	1.00	1.00	1.00	0.00
		Administrative Analyst II	0.00	0.00	2.00	2.00	0.00
		Office Specialist	1.00	1.00	1.00	1.00	0.00
		Public Information Rep	1.00	1.00	1.00	1.00	0.00
		Publication Coordinator	0.00	0.00	0.00	1.00	1.00
		Graphic Designer	0.00	0.00	0.00	1.00	1.00
		Web Designer/Analyst	0.00	0.00	0.00	1.00	1.00
		Senior Office Assistant	1.00	1.00	1.00	1.00	0.00
		Secretary	1.00	1.00	1.00	1.00	0.00
		Office Assistant/Membership	1.00	1.00	1.00	1.00	0.00
		Office Assistant	0.20	0.20	0.20	0.20	0.00
		Dept Totals	8.20	8.20	10.20	13.20	3.00
3120	000	Environmental Graphics					
		Publication Coordinator	1.00	1.00	1.00	0.00	-1.00
		Graphic Designer	1.00	1.00	1.00	0.00	-1.00
		Web Designer/Analyst	1.00	1.00	1.00	0.00	-1.00
		Multi Media Supervisor	1.00	1.00	1.00	1.00	0.00
		Sign Maker	2.00	2.00	2.00	2.00	0.00
		Dept Totals	6.00	6.00	6.00	3.00	-3.00
		Permanent Staff	14.20	14.20	16.20	16.20	0.00
		Seasonal/Temporary Staff	0.00	0.00	0.00	0.00	0.00
		All Personnel	14.20	14.20	16.20	16.20	0.00
PUBLIC SAFETY DIVISION							
8110	000	Office of the Chief					
		Assist. General Mgr/Police Chief	1.00	1.00	1.00	1.00	0.00
		Confidential Secretary	1.00	1.00	1.00	1.00	0.00
		*Student Aide	4.75	4.75	4.75	4.75	0.00
		Dept Totals	6.75	6.75	6.75	6.75	0.00
8510	000	Police Administration					
		Lieutenant	1.00	1.00	1.00	1.00	0.00
		Sergeant	1.00	1.00	1.00	1.00	0.00
		Administrative Analyst I	1.00	1.00	1.00	1.00	0.00
		Communications/Records Manager	1.00	1.00	1.00	1.00	0.00
		^Office Specialist	0.00	0.00	1.00	1.00	0.00
		Dept Totals	4.00	4.00	5.00	5.00	0.00

SUPPLEMENTAL INFORMATION**PERSONNEL BY DEPARTMENT**

DEPARTMENT/LOCATION/DESCRIPTION			2006	2007	2008	2009	Change
8520	000	Communications & Records					
		Dispatch Supervisor	4.00	4.00	4.00	4.00	0.00
		Dispatcher/CSO	11.00	11.00	11.00	11.00	0.00
		^Dispatch Systems Administrator	0.00	0.00	1.00	1.00	0.00
		Dept Totals	15.00	15.00	16.00	16.00	0.00
		Permanent Staff	21.00	21.00	23.00	23.00	0.00
		Seasonal/Temporary Staff	4.75	4.75	4.75	4.75	0.00
		All Personnel	25.75	25.75	27.75	27.75	0.00
FIRE DEPARTMENT							
8310	000	Fire Operations					
		Fire Chief	1.00	1.00	1.00	1.00	0.00
		Assistant Fire Chief	0.00	1.00	1.00	1.00	0.00
		Fire Captain	3.00	3.00	4.00	4.00	0.00
		Fire Marshall	1.00	0.00	0.00	0.00	0.00
		Firefighter II	7.00	7.00	6.00	6.00	0.00
		Firefighter I	1.75	1.75	1.75	1.75	0.00
		Secretary	1.00	1.00	1.00	1.00	0.00
		Administrative Analyst I	0.00	0.00	1.00	1.00	0.00
		Dept Totals	14.75	14.75	15.75	15.75	0.00
		Permanent Staff	14.75	14.75	15.75	15.75	0.00
		Seasonal/Temporary Staff	0.00	0.00	0.00	0.00	0.00
		All Personnel	14.75	14.75	15.75	15.75	0.00
FIRE DEPARTMENT							
AQUATICS UNIT							
8320	000	Aquatic Program					
		Aquatic Manager	1.00	1.00	1.00	1.00	0.00
		Aquatic Supervisor	2.00	2.00	2.00	2.00	0.00
		Field Coordinator	0.00	1.50	1.50	1.50	0.00
		*Lifeguard III	1.92	0.00	0.75	0.75	0.00
		*Lifeguard II	0.00	0.00	0.25	0.25	0.00
		*Lifeguard I	0.00	0.00	1.68	2.88	1.20
		Dept Totals	4.92	4.50	7.18	8.38	1.20
8320	145	Diablo Foothills/Castle Rock					
		*Lifeguard III	0.00	0.00	0.30	0.30	0.00
		*Lifeguard I	0.00	0.00	0.93	0.93	0.00
		Dept Totals	0.00	0.00	1.23	1.23	0.00
8320	260	Contra Loma					
		*Lifeguard III	0.50	0.50	0.50	0.50	0.00
		*Lifeguard II	0.28	0.28	0.28	0.28	0.00
		*Lifeguard I	3.48	3.48	3.48	3.48	0.00
		Dept Totals	4.26	4.26	4.26	4.26	0.00

SUPPLEMENTAL INFORMATION**PERSONNEL BY DEPARTMENT**

DEPARTMENT/LOCATION/DESCRIPTION			2006	2007	2008	2009	Change
8320	239	Cull Canyon					
		*Lifeguard III	0.42	0.42	0.42	0.42	0.00
		*Lifeguard II	0.36	0.36	0.36	0.36	0.00
		*Lifeguard I	1.72	1.72	1.72	1.72	0.00
		Dept Totals	2.50	2.50	2.50	2.50	0.00
8320	203	Del Valle					
		*Lifeguard III	0.75	0.75	0.75	0.75	0.00
		*Lifeguard II	0.75	0.75	0.75	0.75	0.00
		*Lifeguard I	3.38	3.38	3.38	3.38	0.00
		Dept Totals	4.88	4.88	4.88	4.88	0.00
8320	255	Don Castro					
		*Lifeguard III	0.50	0.50	0.50	0.50	0.00
		*Lifeguard II	0.50	0.50	0.50	0.50	0.00
		*Lifeguard I	1.68	1.68	1.68	1.68	0.00
		Dept Totals	2.68	2.68	2.68	2.68	0.00
8320	242	Quarry Lakes					
		*Lifeguard III	0.50	0.50	0.50	0.50	0.00
		*Lifeguard II	0.58	0.58	0.58	0.58	0.00
		*Lifeguard I	2.215	2.215	2.215	2.215	0.00
		Dept Totals	3.295	3.295	3.295	3.295	0.00
8320	124	Roberts					
		*Lifeguard III	0.42	0.42	0.42	0.42	0.00
		*Lifeguard II	0.24	0.24	0.24	0.24	0.00
		*Lifeguard I	1.511	1.511	1.511	1.511	0.00
		Dept Totals	2.171	2.171	2.171	2.171	0.00
8320	281	Shadow Cliffs					
		*Lifeguard III	0.50	0.50	0.50	0.50	0.00
		*Lifeguard II	0.59	0.59	0.59	0.59	0.00
		*Lifeguard I	3.02	3.02	3.02	3.02	0.00
		Dept Totals	4.11	4.11	4.11	4.11	0.00
8320	240	Temescal					
		*Lifeguard III	0.25	0.25	0.25	0.25	0.00
		*Lifeguard II	0.34	0.34	0.34	0.34	0.00
		*Lifeguard I	2.32	2.32	2.32	2.32	0.00
		Dept Totals	2.91	2.91	2.91	2.91	0.00
8320	105	Tilden					
		*Lifeguard III	0.50	0.50	0.50	0.50	0.00
		*Lifeguard II	0.59	0.59	0.59	0.59	0.00
		*Lifeguard I	1.924	1.924	1.924	1.924	0.00
		Dept Totals	3.014	3.014	3.014	3.014	0.00

SUPPLEMENTAL INFORMATION

PERSONNEL BY DEPARTMENT

DEPARTMENT/LOCATION/DESCRIPTION			2006	2007	2008	2009	Change
		Permanent Staff	3.00	4.50	4.50	4.50	0.00
		Seasonal/Temporary Staff	31.74	29.82	33.73	34.93	1.20
		All Personnel	34.74	34.32	38.23	39.43	1.20
POLICE DEPARTMENT							
8230	000	Public Safety Helicopter					
		Sergeant/Helicopter Pilot	1.00	1.00	1.00	1.00	0.00
		Police Officer/Helicopter Pilot	3.00	3.00	3.00	3.00	0.00
		^Office Assistant	0.53	0.53	0.00	0.00	0.00
		Mechanic	1.00	1.00	1.00	1.00	0.00
		Dept Totals	5.53	5.53	5.00	5.00	0.00
8240		EBMUD Joint Powers					
		Sergeant	1.00	1.00	1.00	1.00	0.00
		Police Officer	3.25	3.25	3.35	3.35	0.00
		Dept Totals	4.25	4.25	4.35	4.35	0.00
8250	000	Detectives Unit					
		Captain	1.00	1.00	1.00	1.00	0.00
		Sergeant	1.00	1.00	1.00	1.00	0.00
		Police Officer	3.00	3.00	3.00	3.00	0.00
		Secretary	1.00	1.00	1.00	1.00	0.00
		Property Evidence Clerk	1.00	1.00	1.00	1.00	0.00
		Dept Totals	7.00	7.00	7.00	7.00	0.00
8260	000	Special Enforcement					
		Sergeant	2.00	2.00	2.00	2.00	0.00
		Police Officer	5.00	5.00	5.00	5.00	0.00
		Dept Totals	7.00	7.00	7.00	7.00	0.00
8270	000	Public Safety Volunteers					
		Volunteer Coordinator	1.00	1.00	1.00	1.00	0.00
		Dept Totals	1.00	1.00	1.00	1.00	0.00
8410	000	Police Field Unit					
		Lieutenant	2.00	2.00	2.00	2.00	0.00
		Sergeant	6.00	6.00	6.00	6.00	0.00
		^Police Officer	29.40	29.70	30.84	31.16	0.32
		Dispatcher/CSO	2.00	2.00	2.00	2.00	0.00
		*Seasonal Police Officer	1.10	1.10	1.10	1.10	0.00
		Dept Totals	40.50	40.80	41.94	42.26	0.32
8410	415	Middle Harbor					
		Police Officer	2.00	2.00	2.00	2.00	0.00
		Dispatcher/CSO	1.00	1.00	1.00	1.00	0.00
		Dept Totals	3.00	3.00	3.00	3.00	0.00

SUPPLEMENTAL INFORMATION**PERSONNEL BY DEPARTMENT**

DEPARTMENT/LOCATION/DESCRIPTION	2006	2007	2008	2009	Change
Permanent Staff	67.18	67.48	68.19	68.51	0.32
Seasonal/Temporary Staff	1.10	1.10	1.10	1.10	0.00
All Personnel	68.28	68.58	69.29	69.61	0.32
GRAND TOTAL					
Permanent Staff	613.52	619.14	645.00	653.15	8.15
Seasonal/Temporary Staff	82.12	80.30	86.91	91.23	4.32
All Personnel	695.64	699.44	731.91	744.38	12.47

" * " Indicates Seasonal/Temporary

" ^ " Indicates position change during 2008

Page Intentionally Left Blank

SECTION E-3
SUPPLEMENTAL INFORMATION
GLOSSARY

Activity - A specific and distinguishable service performed by one or more organizational components of a government to accomplish a desirable government function (e.g., fire activities are within the public safety function).

Accounting System - The methods and records established to identify, assemble, analyze, classify, record and report a government's transactions and to maintain accountability for the related assets and liabilities.

ADA Americans with Disability Act - Federal law that prohibits discrimination and ensures equal opportunity for persons with disabilities in employment, State and local government services, public access, commercial facilities, and transportation.

Agency Fund - A fund normally used to account for assets held by a government as an agent for individuals, private organizations or other governments and/or other funds.

Annual Budget - A fiscal plan applicable to a single fiscal year. The District's budget year is from January 1 through December 31.

Appropriated Budget - The expenditure authority created by the appropriation resolution of the Board of Directors, and the related estimated revenues. The appropriated budget would include all reserves, transfers, allocations, supplemental appropriations and other legally authorized legislative and executive changes.

Appropriation - A legal authorization granted by the Board of Directors to make expenditures and to incur obligations for specific purposes. An appropriation usually is limited in amount and time it may be expended.

Bond Covenant - A legally enforceable promise made by an issuer of bonds to the bondholders, normally contained in the bond resolution or indenture.

Budget - A plan for financial operation embodying an estimate of proposed expenditures for a given period and the proposed means of financing them.

Capital Budget - A plan for proposed capital outlays and the means of financing them.

Capitalized Expenditures - Expenditures resulting in the acquisition and/or construction of fixed assets.

Capital Improvement Program - A plan for capital expenditures to be incurred each year over a fixed period of years to meet capital needs arising from the long-term work program or other capital needs. It sets forth each project or other contemplated expenditure in which the District is to have a part and specifies the resources estimated to be available to finance the projected expenditures.

CEQA California Environmental Quality Act - is a California law (California Public Resources Code section 21000 et seq.) passed in 1970. CEQA does not directly regulate land uses, but instead requires development projects submit documentation of their potential environmental impact.

Contributed Capital - Contributed capital is created when transfers of equity or assets in the form of cash, fixed assets or grant proceeds are received by a proprietary fund.

Debt Financing - Borrowing funds as needed and pledging future revenues to finance current expenditures or capital projects.

Debt Service Fund - A fund to account for debt service payments, as well as any

accumulation of resources, in anticipation of future principle and interest requirements.

Deficit - The result of an excess of expenditures over resources.

Designation of Fund Balance - The designation indicates that a portion of fund equity is not available for appropriation based on the District's plan for future uses.

Encumbrances - Commitments to unperformed contracts for goods and services. Used to represent the estimated expenditures that will be incurred when contracts in process are completed.

Entitlement - The amount of payment to which a state or local government is entitled pursuant to an allocation formula contained in applicable statutes.

Equity - The difference between assets and liabilities of a fund.

Educational Revenue Augmentation Fund (ERAF) - Term that describes the shift of property taxes from local government into the state government revenues to balance the state budget.

Financial Resources - Cash and other assets that, in the normal course of operations, will become cash.

Fiscal Year - A 12-month period to which the annual operating budget applies and at the end of which the District determines its financial position and the results of its operations. The District's fiscal year is from January 1 through December 31.

Fixed Assets - All Land and other long-lived tangible assets such as buildings, improvements, equipment and vehicles with a value of \$25,000 or more.

Fund - A fiscal and accounting entity with a self-balancing set of accounts in which cash and other financial resources, all related

liabilities and residual equities, or balances, and changes therein, are recorded and segregated to carry on specific activities or attain certain objectives in accordance with special regulations, restrictions or limitations.

Fund Balance - The difference between fund assets and fund liabilities of governmental and similar trust funds.

Fund Balance - Reserved - Used to indicate that a portion of fund balance has been restricted for a specific purpose.

Full-Time Equivalent (FTE) - The measure of 1 full-time position based on either 1,950 or 2,080 hours per year.

General Fund - The fund used to account for all financial resources, except those required to be accounted for in another fund.

Generally Accepted Accounting Principles (GAAP) - Uniform minimum standards and guidelines for financial accounting and reporting.

Grants - Contributions or gifts of cash or other assets from another government entity, foundations or private entities to be used or experienced for a specific purpose.

Interdepartmental Charges - Transactions that constitute reimbursements or charges to a department/division for expenditures or expenses initially made from it but that properly apply to another department/division.

Internal Service Fund - A fund used to account for the financing of goods or services provided by one department to other departments on a cost-reimbursement basis.

NEPA National Environmental Policy Act - signed into law on January 1, 1970, the act establishes national environmental policy and goals for the protection, maintenance, and enhancement of the

environment and it provides a process for implementing these goals within the federal agencies.

Non-Operating Expenses - Proprietary fund expenses not directly related to the fund's primary activities (e.g., interest).

Non-Operating Revenues - Proprietary fund revenues incidental to, or byproducts of, the fund's primary activities.

Operating Budget – Plan for current expenditures and the proposed means of financing them.

Operating Expenses - Fund expenses related directly to the fund's primary activities.

Operating Income - The excess of operating revenues over operating expenses.

Operating Revenues - Revenues directly related to the fund's primary activities.

OTA Projects – “Other Than Assets” are projects accounted for in the Capital Projects Group which may require multiple year funding but do not result in a fixed asset.

Personnel Services - Salaries plus fringe benefits earned by employees of the District for work performed.

Pipeline Project - Term applied to capital construction, acquisition, or resource projects that will eventually require a commitment of operating funds in future years.

Program - Group activities, operations or organizational units directed to attaining specific purposes or objectives.

Program Purpose - A general statement explaining the reason why a particular program or division exists.

Reimbursements – Repayments of amounts remitted on behalf of another fund or agency.

Reserve - (1) An account used to earmark a portion of fund balance to indicate that it is not appropriate for expenditure; and (2) an account used to earmark a portion of fund equity as legally segregated for a specific future use.

Reserved Fund Balance - Those portions of the difference between fund assets and fund liabilities of governmental and similar trust funds that cannot be appropriated for expenditure or that are legally segregated for a specific future use.

Resources – Total revenue, inter-departmental charges and bond proceeds budgeted for the fiscal year.

Retained Earnings - Equity account that holds the accumulated earnings of an enterprise or internal service fund.

Revenues - 1) Increases in the net current assets of a governmental fund type from other than expenditure refunds and residual equity transfers. 2) Increases in the net total assets of a proprietary fund type from other than expense refunds, capital contributions and residual equity transfers.

Risk Management - All the ways and means used to avoid accidental loss or to reduce its consequences if it does occur.

Self-Insurance - A term often used to describe the retention by an entity of a risk of loss arising out of the ownership of property or from some other cause, instead of transferring that risk to an independent third party through the purchase of an insurance policy.

Special Revenue Fund - A fund used to account for the proceeds of specific revenue sources that are legally restricted to be used for specified purposes.

Supplies & Services - Expenses which are charged directly as a part of the cost of a service.

Taxes – Compulsory charges levied by a government to finance services performed for the common benefit.

Transfer In/Out – Reallocation of resources between funds.

Trust Fund - Funds used to account for assets held by a government in a trustee


capacity for individuals, private organizations, other governments and/or other funds.

Uses – Total planned expenditures, inter-fund transfers and changes to fund balance for the budget year.

Zone of Benefit – A specific area designated within a Landscape and Lighting District to account for the expenditure of special assessment revenues collected.

Page Intentionally Left Blank

East Bay 
Regional Park District
www.ebparks.org



Adopted Budget 2009

Printed on recycled paper. Please recycle.