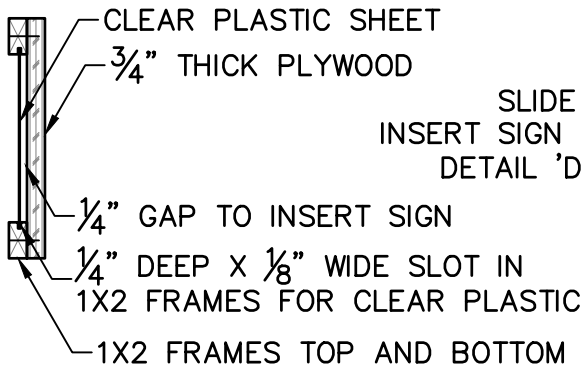
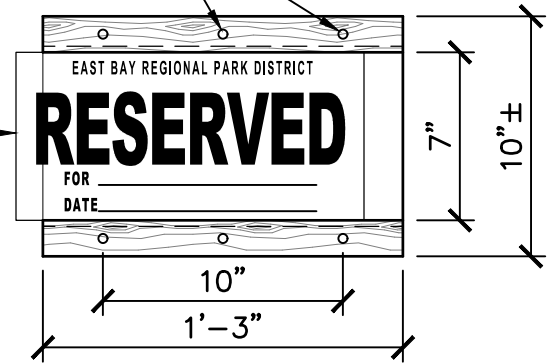


3 SCREWS CENTERED ON TOP AND BOTTOM FRAMES
 MIDDLE SCREWS 3" L FOR CONNECTION TO POST
 OUTSIDE SCREWS 1 1/4" L FOR CONNECTION TO PLYWOOD



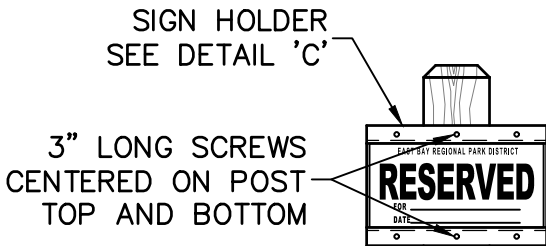
SECTION

SLIDE PRE-PRINTED
 INSERT SIGN INTO GAP SEE
 DETAIL 'D' ON SHEET 2



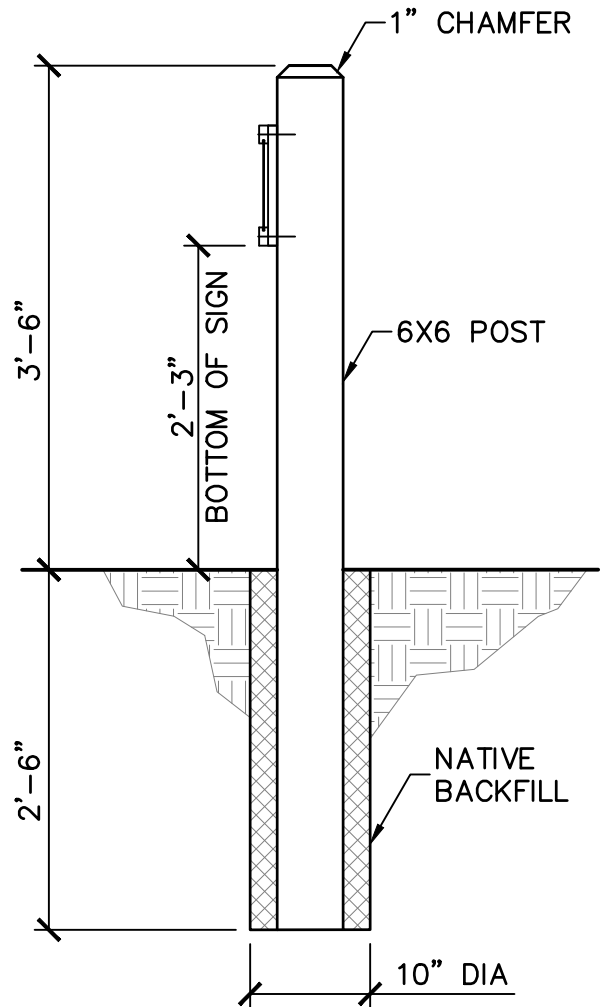
ELEVATION

(C) SIGN HOLDER



NOTE
 SIGN HOLDER MAY BE
 INSTALLED ON AN EXIST
 SIGN POST OR FENCE
 INSTEAD OF INSTALLING
 NEW 6X6 POST

(A) ELEVATION



(B) SECTION



RESERVATION SIGN POST

REVIEWED BY THE PARK STANDARDS COMMITTEE, AND
 APPROVED BY THE CHIEF OF DESIGN & CONSTRUCTION

lg

09/23/2022

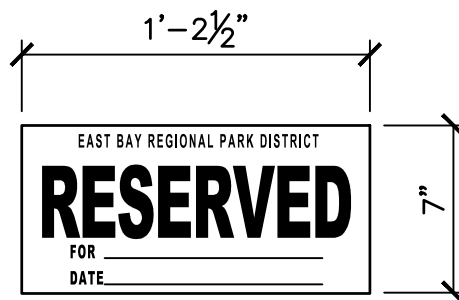
STD PLAN

309

SHEET 1 OF 2
 NOT TO SCALE

NOTES

1. LOCATE UNDERGROUND UTILITIES PRIOR TO DIGGING. CALL USA (UNDERGROUND SERVICE ALERT) 1-800-277-2600, MON THRU FRI 6AM TO 7PM, A MINIMUM 2 WORKING DAYS WITH A MAXIMUM 14 CALENDAR DAYS, TO OBTAIN A TICKET. CONTACT THE DISTRICT INSPECTOR OR PARK SUPERVISOR FOR DISTRICT UTILITIES NOT LOCATED BY USA.
2. EXACT LOCATION OF SIGN HOLDER TO BE AT THE DIRECTION AND APPROVAL OF THE DISTRICT REPRESENTATIVE.
3. CLEAR PLASTIC SHEET SHALL BE 0.06 INCH THICK CLEAR POLYCARBONATE WITH UV PROTECTION ON BOTH SIDES. "LEXAN EXELL D"; "MAKROLON SL"; "TAP PLASTICS UV2"; OR EQUAL. SHEET TO BE 15" LONG X $7\frac{3}{8}$ " ± WIDE TO FIT SNUGGLY INTO SLOTS AT TOP AND BOTTOM FRAMES.
4. PLYWOOD SHALL BE $\frac{3}{4}$ " THICK EXTERIOR OR MARINE GRADE, A-B OR BETTER
5. WOOD FRAME MATERIAL SHALL BE SELECTED TO HAVE NO DEFECTS WHICH MIGHT INTERFERE WITH FABRICATION OF THE SLOTS OR INSTALLATION OF THE SCREWS. WOOD SPECIES MAY BE REDWOOD, DOUGLAS FIR, OR SIMILAR.
6. POSTS SHALL BE S4S NO. 1 OR NO. 2 HEART STRUCTURAL REDWOOD PER "STANDARD SPECIFICATIONS FOR GRADES OF CALIFORNIA REDWOOD LUMBER" AS PUBLISHED BY THE WESTERN WOOD PRODUCTS ASSOCIATION (WWPA).
7. SET POSTS PLUMB AND BACKFILL WITH NATIVE MATERIAL. REMOVE ALL ROCKS AND CLOUDS GREATER THAN $1\frac{1}{2}$ " THEN COMPACT IN 6" LIFTS.
8. SCREWS SHALL BE STAINLESS STEEL #10 PHILLIPS FLAT HEAD WOOD SCREWS.
9. INSTALL SCREWS CENTERED ON AND PERPENDICULAR TO MEMBERS. PILOT DRILL TO PREVENT SPLITTING WOOD AS NEEDED.
10. PAINT WOOD SIGN HOLDER AND POST "EBRPD BROWN" PER STD PLAN 003 PAINT SPECIFICATIONS BEFORE INSTALLING CLEAR SHEET.
11. PRE-PRINTED INSERT SIGNS MAY BE AVAILABLE FOR PURCHASE BY PARK DISTRICT STAFF AT CENTRAL STORES.



RED LETTERS ON WHITE
 LARGE FONT: 3" HIGH
 SMALL FONT: $\frac{9}{16}$ " HIGH

(D) PRE-PRINTED INSERT



RESERVATION SIGN POST

REVIEWED BY THE PARK STANDARDS COMMITTEE, AND APPROVED BY THE CHIEF OF DESIGN & CONSTRUCTION

Signature

09/23/2022

EAST BAY REGIONAL PARK DISTRICT - STANDARD PLANS

STD PLAN
309
 SHEET 2 OF 2
 NOT TO SCALE