



Big Break Visitor Center

# 2015 BUDGET BRIEF

East Bay   
Regional Park District  
[www.ebparks.org](http://www.ebparks.org)

Headquartered in Oakland, California  
Operating a Regional Park System within  
Alameda and Contra Costa Counties

# About the East Bay



This map depicts District land holdings as of 12/31/2014, including over 117,644 acres of parklands, open space and trails. Over 14 million visitors each year enjoy our 65 regional parks and more than 1,200 miles of trails.

# Regional Park District

## **Incorporated as a California Special District in 1934:**

In the midst of a terrible financial depression, the citizens of Alameda and Contra Costa Counties realized the need to formally set aside parkland, preserving the region's natural beauty for present and future generations to enjoy. Their efforts led to the 1934 creation of the East Bay Regional Park District. Today, the East Bay Regional Park District provides a diversified land and water system of recreation areas, shorelines, preserves, land banks, wildernesses and 31 regional inter-park trails.

Public open space, recreation and preservation of the region's natural and cultural resources are key elements in the quality of life for the inhabitants in Alameda and Contra Costa Counties. The philosophy established in the 1930's, to set aside and preserve parkland, continues to guide the District today and into the future.

## **The Mission defines the essential role of the District:**

The East Bay Regional Park District preserves a rich heritage of natural and cultural resources and provides open space, parks, trails, safe and healthful recreation and environmental education. An environmental ethic guides the District in all we do.

## **The Vision sets the direction, values and objectives of the District:**

The District envisions an extraordinary and well-managed system of open space parkland in Alameda and Contra Costa counties, which will forever provide the opportunity for a growing and diverse community to experience nature nearby.

The District pursues the highest standards of public service in resource conservation, management, interpretation, public access, and recreation. The District's Master Plan provides a guide to the stewardship and development of the parks, including a careful balance between the need to protect and conserve resources, and the recreational use of parklands. The health of our community is linked to the health of our parks and open spaces; East Bay Regional Park District works to protect both.

The District's budget is a vital tool for establishing public policy, maintaining control over the management of resources, and implementing fiscal plans. Almost every decision, activity and program is expressed within the context of the budget. Budget planning begins with Board workshops held February through May, which address District priorities, capital finance, capital improvements, land acquisition and trail projects.

# 2015 General Manager's

To the Board of Directors:

I am pleased to present the 2015 Adopted Operating and Project Budget.

This Budget presents a funding plan for the coming year that embodies the mission of the East Bay Regional Park District to preserve natural and cultural resources and provide open space, parks, trails, recreation, and environmental education. The District is fortunate to be governed by directors and managers who are committed to sound financial management policies and long range strategic planning in order to preserve our beautiful land for the public's enjoyment.



The annual budget process is a critical link in enacting the policies and vision of the Board of Directors and fulfilling the District's Master Plan. This 2015 budget presents a balanced financial plan to guide our agency during the coming year.

## 2015 Budget Highlights

The District's 2015 budget of \$223 million is balanced, taking into account the General, special revenue, debt service, and project funds. General Fund appropriations and transfers out total \$120.8 million, an \$801,803 (0.67%) increase over the 2014 Adopted Budget. The increase is funded by both base resources, mainly property tax increases, and one-time funds.

Budgeted revenue has stabilized and approximately ten and a half percent (10.5%) growth in property tax is projected for the 2015 budget. This growth is attributed to the recovery in real estate market values in both Alameda and Contra Costa counties.

The aggregated property tax revenue increase for the year is expected to exceed the statutory 2% growth rate. Because of these special circumstances contributing to this year's double digit growth, it is expected that the future property tax growth rate will be lower in future years, closer to the 4% to 5% annual rate predicted by the revenue projection provided annually to the District by Beacon Economics.

The 2015 budget includes an increase of twenty-one positions or full time equivalents (FTEs) bringing the total of FTEs to 762, a 3% annual increase. Eleven of these new positions fulfill "pipeline" requests, which are increases in staffing directly associated with the opening of new District facilities and property. Additional positions have been added to accommodate growth in service needs, or expanded programs. Page 7 includes a summary of FTEs by division.

# Budget Message

## 2015 Short-term Organizational Factors

The two major, short-term organizational factors that will affect the District in 2015 are:

The orientation and effective integration of new members onto the Board of Directors. Two new members, elected in November 2014, were sworn into their duties in January 2015 and will need to become familiar with District policies and procedures, while continuing the day-to-day business of the District.

The continued goal to evolve the organizational structure of the District and work through the retirements of senior management staff. This includes undertaking timely recruitments and orientation of new staff to continue with the leadership functions of the District.

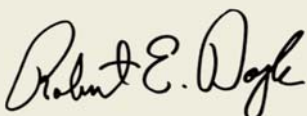
## 2015 Priorities and Issues

The District's major financial priority is to continue our historically fiscally conservative approach, which greatly benefited and protected the District's ability to provide public services without cuts to staffing or service levels during the recent economic recession. As District revenues recover, many demands restrained during the economic downturn will need to be prioritized. The current major issues include:

- Top management reorganization
- Systematized project management
- Long-term planning and funding of major infrastructure renovation and replacement
- Fulfilling commitments to voters under measures AA, CC, and WW to leverage key property acquisitions and construct park facilities
- Completion and implementation of land use plans
- Increased staffing to manage new acquisitions and public needs
- Staff facility improvements
- Positioning the District to seek voter approval of future funding measures

The 2015 Budget Brief summarizes information which is available in detail in the District's 2015 Adopted Operation and Projects Budgets, available on our website at [www.ebparks.org](http://www.ebparks.org).

Respectfully Submitted,



Robert E. Doyle  
General Manager

# 2015 Budget

RESOURCES	GENERAL FUND		SPECIAL REVENUE FUNDS		DEBT SERVICE FUNDS	
<b>Revenues:</b>						
Taxes & Assessments	\$	109,800,000	\$	7,917,400	\$	28,824,000
Charges for Services		8,994,250		50,000		-
Property Usage		1,886,000		1,449,800		-
Investment Earnings		500,000		101,800		10,000
Grants/Inter-agency Agreements		236,400		-		-
Miscellaneous		581,000		27,000		-
<b>Total Revenues</b>		<b>121,997,650</b>		<b>9,546,000</b>		<b>28,834,000</b>
<b>Other Resources:</b>						
Transfers In		45,000		16,800,000		1,433,900
<b>TOTAL RESOURCES</b>	<b>\$</b>	<b>122,042,650</b>	<b>\$</b>	<b>26,346,000</b>	<b>\$</b>	<b>30,267,900</b>
<b>USES</b>						
<b>Expenditures:</b>						
Personnel Costs	\$	83,983,050	\$	4,867,880	\$	-
Supplies		8,325,350		205,160		-
Services		14,978,900		338,820		15,600
Capital Outlay		826,060		147,900		-
Grants/Inter-agency Agreements		232,000		16,900,000		-
Debt Service		-		-		33,264,900
Intra-District Charges		6,021,040		-		-
<b>Total Expenditures</b>		<b>114,366,400</b>		<b>22,459,760</b>		<b>33,280,500</b>
<b>Other Uses:</b>						
Transfers Out		6,446,480		2,126,210		-
<b>TOTAL USES</b>		<b>120,812,880</b>		<b>24,585,970</b>		<b>33,280,500</b>
<b>Change in Fund Balance/Net Assets</b>						
		<b>1,229,770</b>		<b>1,760,030</b>		<b>(3,012,600)</b>
<b>TOTAL</b>	<b>\$</b>	<b>122,042,650</b>	<b>\$</b>	<b>26,346,000</b>	<b>\$</b>	<b>30,267,900</b>

**General Fund**-operating resources and activities, which are not required to be accounted for in another type of fund.

**Special revenue funds**-resources, which are legally restricted for specific uses.

**Debt service funds**-resources, which are accumulated to make debt related interest and principal payments.

# at a Glance

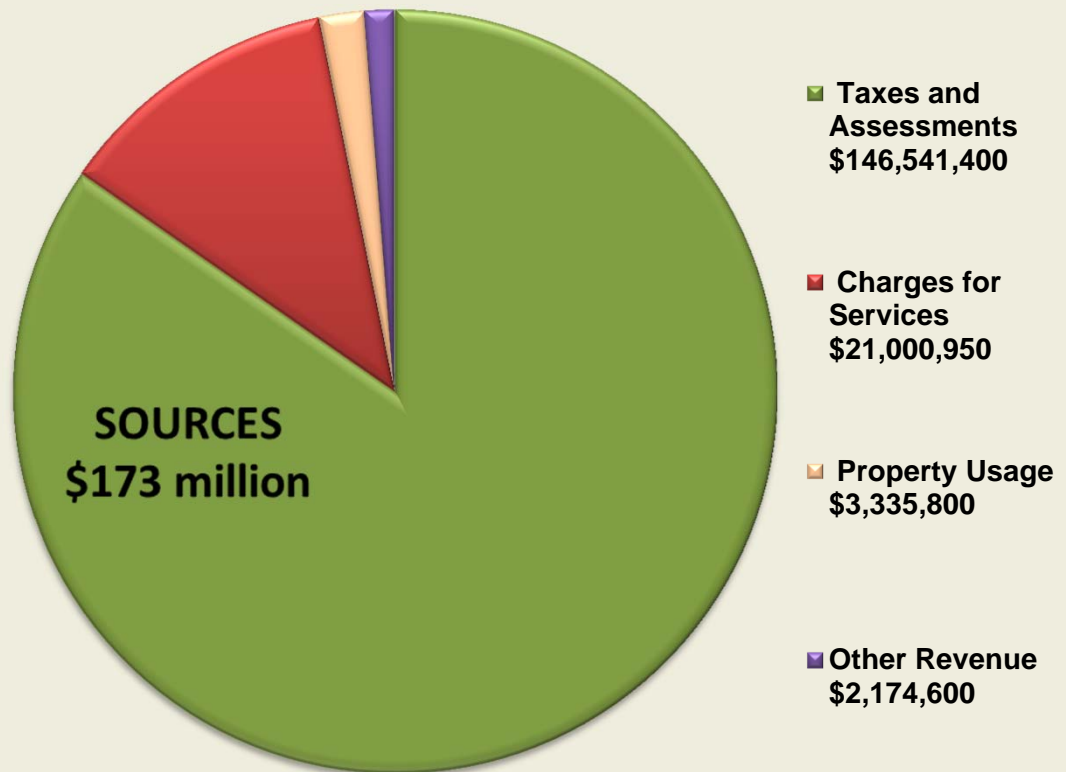
INTERNAL SERVICE FUNDS	PERMANENT FUNDS	PROJECTS FUNDS	2015 TOTAL ALL FUNDS
\$ -	\$ -	\$ -	\$ 146,541,400
11,956,710	-	-	21,000,960
-	-	-	3,335,800
210,000	27,400	220,000	1,069,200
-	-	221,000	457,400
40,000	-	-	648,000
<b>12,206,710</b>	<b>27,400</b>	<b>441,000</b>	<b>173,052,760</b>
500,000	-	9,778,790	28,557,690
<b>\$ 12,706,710</b>	<b>\$ 27,400</b>	<b>\$ 10,219,790</b>	<b>\$ 201,610,450</b>
\$ 4,023,990	\$ -	\$ 7,219,020	\$ 100,093,940
2,000	-	166,190	8,698,700
6,487,600	-	2,660,840	24,481,760
380,000	-	3,370,170	4,724,130
-	-	-	17,132,000
-	-	-	33,264,900
-	-	-	6,021,040
<b>10,893,590</b>	<b>-</b>	<b>13,416,220</b>	<b>194,416,470</b>
500,000	5,000	19,480,000	28,557,690
<b>11,393,590</b>	<b>5,000</b>	<b>32,896,220</b>	<b>222,974,160</b>
1,313,120	22,400	(22,676,430)	(21,363,710)
<b>\$ 12,706,710</b>	<b>\$ 27,400</b>	<b>\$ 10,219,790</b>	<b>\$ 201,610,450</b>

**Internal service funds** - charges for, and costs of services and goods, which are provided by one part of the District to other District departments.

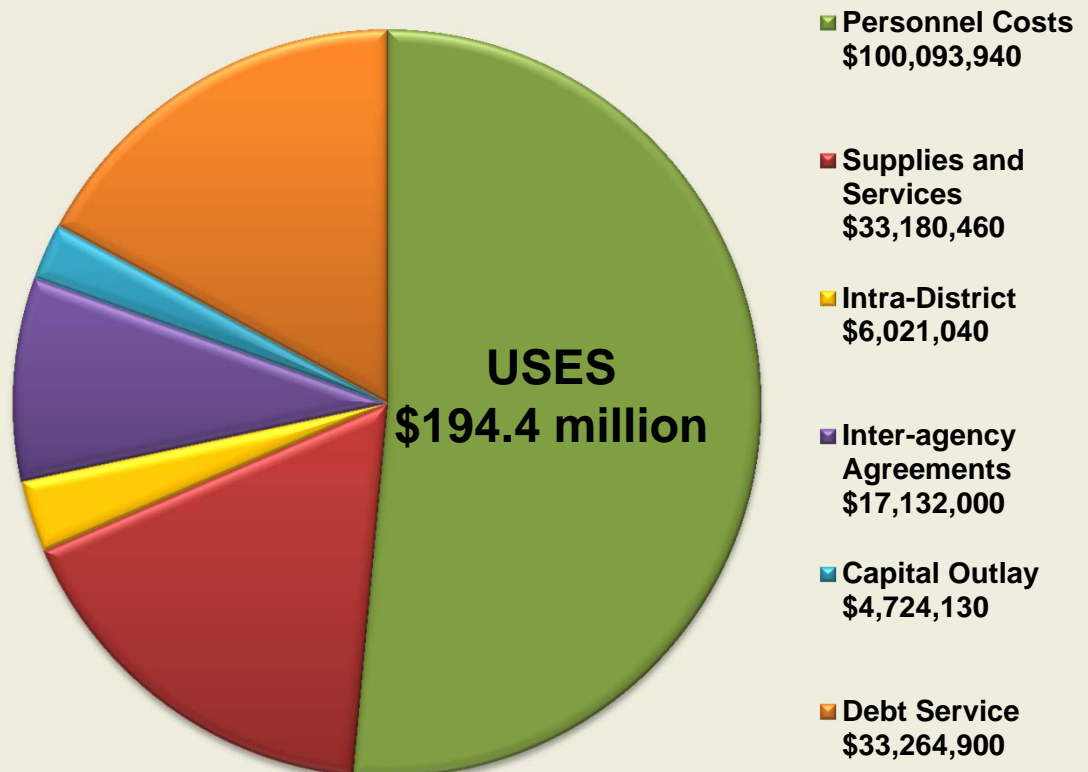
**Permanent funds** - permanent endowments, corpus and earnings.

**Project funds**-capital and other project expenditures and related funding, including unspent bond proceeds.

# All Funds Sources and Uses



The District's 2015 operating and project budgets are balanced . All sources total \$201.6 million for all funds, including use of \$22.7 million project funds and \$3 million of debt service fund balance.





# 2015 FTEs/Budgets by Division

<b>Divisions and Departments</b>	<b>2015 FTEs</b>	<b>2015 Adopted Budget</b>
<b>Executive &amp; Legislative Division</b>		
Board of Directors (elected)	0.00	\$ 369,470
General Manager	<b>9.00</b>	2,424,540
<b>Subtotal</b>	<b>9.00</b>	<b>2,794,010</b>
<b>Finance &amp; Management Services Division</b>		
Administration	3.00	1,212,070
Clerk of Board	2.00	332,310
Finance Department	18.28	8,164,410
Grants Department	4.00	17,409,450
Information Services Department	7.00	2,179,490
Office Services Department	9.72	2,242,310
<b>Subtotal</b>	<b>44.00</b>	<b>31,540,040</b>
<b>Human Resources Division</b>	<b>15.27</b>	<b>2,326,850</b>
<b>Acquisition, Stewardship and Development Division</b>		
Administration	5.03	1,598,970
Environmental Services Department	4.25	680,560
Planning/GIS Department	3.00	570,850
Land Acquisition Department	6.00	3,289,160
Trails Development Department	3.00	725,980
Design & Construction Department	26.83	4,705,850
Stewardship Department	25.00	5,543,100
<b>Subtotal</b>	<b>73.11</b>	<b>17,114,470</b>
<b>Legal Division</b>	<b>9.45</b>	<b>7,114,770</b>
<b>Operations Division</b>		
Administration	6.00	3,122,530
Park Operations Department	265.04	37,016,190
Interpretive & Recreation Services Dept.	78.97	9,677,790
Maintenance & Skilled Trades Dept.	74.97	16,605,440
Business Services	15.65	2,458,180
<b>Subtotal</b>	<b>440.63</b>	<b>68,880,130</b>
<b>Public Affairs Division</b>	<b>20.50</b>	<b>4,496,730</b>
<b>Public Safety Division</b>		
Administration & Support Services	28.00	6,896,910
Fire Department	55.85	6,763,020
Police Department	66.34	13,224,640
<b>Subtotal</b>	<b>150.19</b>	<b>26,884,570</b>
<b>Non-Departmental</b>	<b>0.00</b>	<b>61,822,590</b>
<b>Total (without fund transfers)</b>	<b>762.15</b>	<b>\$ 194,416,470</b>

# 2015 Project Funding

The 2015 adopted budget includes \$ 9,778,790 in new or additional project funding. Sources include grants from outside entities, Measure AA and WW bond, General Fund transfers and Measure CC taxes. Annual appropriations , unspent at the end of a fiscal period, remain available for use within the project budgets until the project is completed.



Replacing chemical toilets with CXT pre-fabricated flush toilets is a District – wide priority.



The District continues to search for solutions to end scarring and trail damage at the wildly popular Mission Peak Trail.



The District's 2015 budget includes an additional \$500,000 budget for paving maintenance.



Reducing the risk of wildland fires continues as a funding priority in 2015 .

# Board of Directors

The East Bay Regional Park District is governed by a seven-member board of directors, who are publicly elected to serve four-year terms. Each Board Member represents a specific geographic area within the two county jurisdiction of the District. For more information about the Park District Board of Directors or the current schedule of public meetings, contact the Clerk of the Board's office at: 1-888-EBPARKS (1-888-327-2757), extension 2020, or email [ybarilal@ebparks.org](mailto:ybarilal@ebparks.org).



**Whitney Dotson**  
**President of the Board**  
**Ward 1 Board Member**  
**Treasurer of the Board**  
**Richmond**  
E-mail: [wdotson@ebparks.org](mailto:wdotson@ebparks.org)



**John Sutter**  
**Ward 2 Board Member**  
**Oakland**  
E-mail: [jsutter@ebparks.org](mailto:jsutter@ebparks.org)



**Dennis Waespi**  
**Secretary of the Board**  
**Ward 3 Board Member**  
**Castro Valley**  
E-mail: [dwaespi@ebparks.org](mailto:dwaespi@ebparks.org)



**Doug Siden**  
**Vice President of the Board**  
**Ward 4 Board Member**  
**Alameda**  
E-mail: [dsiden@ebparks.org](mailto:dsiden@ebparks.org)



**Ayn Wieskamp**  
**Ward 5 Board Member**  
**Livermore**  
E-mail: [awieskamp@ebparks.org](mailto:awieskamp@ebparks.org)



**Beverly Lane**  
**Treasurer of the Board**  
**Ward 6 Board Member**  
**Danville**  
E-mail: [blane@ebparks.org](mailto:blane@ebparks.org)



**Diane Burgis**  
**Ward 7 Board Member**  
**Oakley**  
E-mail: [dburgis@ebparks.org](mailto:dburgis@ebparks.org)

Throughout the year, the public is invited to comment on the District's long and short term plans, including the budget, via public board meetings held on the first and third Tuesday of each month. A schedule of all public hearings is posted on the District website and at District headquarters. In addition, the public can contact District staff to provide input and feedback.

This 2015 Budget Brief provides a synopsis of the 2015 District Operating and Project Budget. The complete budget documents may be viewed or downloaded at:

<http://www.ebparks.org/about/budget>.

# 2015 BUDGET BRIEF

East Bay   
Regional Park District  
[www.ebparks.org](http://www.ebparks.org)

Headquartered in Oakland, California  
Operating a Regional Park System within  
Alameda and Contra Costa Counties