



Wild Plants of Garin / Dry Creek Pioneer Regional Park

Common Name Version

A Photographic Guide

Sorted by Form, Color and Family
with Habitat Descriptions and Identification Notes



New Revised and Expanded Edition - Includes the latest
scientific names, habitat descriptions and identification notes

A Photographic Guide to the Wild Plants of Garin / Dry Creek Pioneer Regional Park

More than 2,000 species of native and naturalized plants grow wild in the San Francisco Bay Area. Most are very difficult to identify without the help of good illustrations. This is designed to be a simple, color photo guide to help you identify some of these plants. This guide is published electronically in Adobe Acrobat® format so that it can easily be updated as additional photographs become available. You have permission to freely download, distribute and print this guide for individual use. Photographs are © 2014 Wilde Legard, all rights reserved.

In this guide, the included plants are sorted first by form (Ferns & Fern-like, Grasses & Grass-like, Herbaceous, Woody), then by most common flower color, and finally by similar looking flowers (grouped by genus within each family). Each photograph has the following information, separated by '-':

COMMON NAME	According to <i>The Jepson Manual: Vascular Plants of California, Second Edition (JM2)</i> and other references (not standardized).
(Scientific Name)	According to <i>JM2</i> and <i>eFlora</i> (ucjeps.berkeley.edu/IJM.html).
Origin & Longevity	Native, Naturalized, or Waif (not reproducing without human care). Annual, Biennial, Perennial, or a combination.
Family Name	Common family name according to <i>JM2</i> ,
(Bloom date range)	Period during the year when the plant blooms, according to <i>JM2</i> and other sources. '-' if plant does not bloom (ie. Ferns).
Habitat	Habitat description according to <i>JM2</i> and other sources.
ID Characteristics	Plant description with identification characteristics and other notes, based on multiple sources including: <i>Annotated Checklist of the East Bay Flora, Second Edition (2013)</i> , <i>JM2</i> , <i>Plants of the San Francisco Bay Region (Revised Edition)</i> , and <i>Weeds of California and Other Western States</i> .
Additional notes	Occasionally, an additional note may appear (ie. NOXIOUS weed, INVASIVE weed, Fed & Calif. ENDANGERED, etc.).

Revision: 3/2/2014

Fern-like - Green/Brown

Wild Plants of Garin / Dry Creek Pioneer Regional Park - Sorted by Form, Color and Family

Page 1



BRACKEN FERN (*Pteridium aquilinum* var. *pubescens*) Native Perennial - Bracken Family - - Pastures, woodland, meadows, hillsides, partial to full sun - Leaf blades widely-triangular, gen 0.5-5' long, gen 3x divided, hairy underneath.



CALIFORNIA MAIDENHAIR (*Adiantum jordanii*) Native Perennial - Brake Fern Family - - - Shaded hillsides, moist woodland - Leaves 8-28" long with many rounded symmetrical segments, each with < 4 irregular lobes. Cultivated. Sudden Oak Death carrier.



GOLDENBACK FERN (*Pentagramma triangularis* subsp. *triangularis*) Native Perennial - Brake Fern Family - - - Gen shaded, sometimes rocky or wooded areas - Leaves triangular, 1.2-4" long, undersides either granular green or powdery gold.



WESTERN LADY FERN (*Athyrium filix-femina* var. *cyclosorum*) Native Perennial - Cliff Fern Family - - - Woodland, along streams, seepage area - Leaves gen 12-39" long, broadest near middle, 1-2 divided, ultimate divisions rounded.



MOSQUITO FERN (*Azolla filiculoides*) Native Perennial - Mosquito Fern Family - - - Common. Ponds, slow streams - Floating aquatic fern, green to red. Stem gen 0.4-1.2" long. Leaves oval, gen ~0.06" long by 0.04" wide. NITROGEN fixing.



POLYPODY FERN (*Polypodium calirhiza*) Native Perennial - Polypody Family - - - On plants, rocky cliffs or outcrops, roadcuts, often granitic or volcanic, rarely dunes - Leaf blades 4-8" long, often widest above base, deeply lobed.



COASTAL WOOD FERN (*Dryopteris arguta*) Native Perennial - Wood Fern Family - - - Locally common. Open, wooded slopes, caves - Leaf 12-24" long, 5-12" wide, divided 1-2 times. Segments generally with spine-tipped teeth.



WESTERN SWORD FERN (*Polystichum munitum*) Native Perennial - Wood Fern Family - - - Common. Wooded hillsides, shaded slopes, rarely cliffs, outcrops - Fronds gen 20-48" long, divided once. Segments usually separate, teeth point to tips, scaly rachis.



FLOWERING-QUILLWORT (*Triglochin scilloides*) Native Annual - Arrow-grass Family - (Mar-Oct) - Vernal pools, streams, ponds, lake margins - Emergent aquatic. Leaves 2-8", 0.04-0.2" wide, round to elliptic x-section. Flower cluster 6-20 cm long.



NARROW-LEAVED CATTAIL (*Typha angustifolia*) Native Perennial - Cattail Family - (May-Aug) - Nutrient-rich freshwater to brackish marshes, wet disturbed places - Plant 4.9-9.8' tall. Leaves gen < 0.4" wide. Flower cluster gap > 0.4".



BROAD-LEAVED CATTAIL (*Typha latifolia*) Native Perennial - Cattail Family - (Jun-Jul) - Unpolluted to nutrient-rich freshwater (brackish) marshes - Plant 4.9-9.8' tall. Widest leaves 0.4-1.1" wide. Flower cluster with no gap between flower types.




DUNE BENT GRASS (*Agrostis pallens*) Native Perennial - Grass Family - (Jun-Aug) - Common. Open meadows, woodland, forest, subalpine - Lower leaf blades <= 0.2" wide, flat to inrolled. Flower cluster 2-8" long, < 0.8" wide; narrow and arching when young.



SILVER HAIR GRASS (*Aira caryophylla*) Naturalized Annual - Grass Family - (Apr-Jun) - Sandy soils, open or disturbed sites - Flower cluster > 0.6" wide, diffuse with long slender branches. Spikelets about 0.1" long with 2 extended awns.



GIANT REED (*Arundo donax*) Naturalized Perennial - Grass Family - (Mar-Sep) - Moist places, seeps, ditchbanks - Stem 6-33' tall, matures woody. Leaves evenly spaced on stem. Flower cluster 8-28" tall, up to 5" wide. Spikelet ~0.5" long. NOXIOUS weed.



SLENDER WILD OAT (*Avena barbata*) Naturalized Annual - Grass Family - (Mar-Jun) - Disturbed sites - Plants gen 24-32". Spikelets 0.8-1.2" long. Awns 0.8-1.8" long. Lemma tip bristles >= 0.1" long. Seeds EDIBLE whole or ground for flour. INVASIVE weed.



WILD OAT (*Avena fatua*) Naturalized Annual - Grass Family - (Apr-Jun) - Disturbed sites - Plants 1-5' tall. Spikelets 0.7-1.3" long. Low awn 1-1.6" long. Lemma tip bristles < 0.04" long. Seeds EDIBLE whole or ground for flour. INVASIVE weed.



LITTLE QUAKING GRASS (*Briza minor*) Naturalized Annual - Grass Family - (Apr-Jul) - Shaded or moist, open sites - Stem 3-20" tall. Spikelets 0.1-0.2" long, resemble tiny rattlesnake rattles.



CALIFORNIA BROME (*Bromus carinatus* var. *carinatus*) Native Perennial - Grass Family - (Apr-Aug) - Coastal prairies, openings in chaparral, plains, open oak and pine woodland - Plant 20-40" tall. Flower cluster 6-16" long. Spikelet 0.8-1.6" long. Lemma 0.5-0.8" long, hairy, awn 0.3-0.6" long.



RIPGUT GRASS (*Bromus diandrus*) Naturalized Annual - Grass Family - (Apr-Jul) - Open, gen disturbed areas - Plant 6-40" tall. Spikelet 1-2.8" long. Lemma body 0.8-1.2" long, awn > 1.2" long. Barbed seeds can stick in flesh of animals. INVASIVE weed.



SOFT CHESS (*Bromus hordeaceus*) Naturalized Annual - Grass Family - (Apr-Jul) - Fields, disturbed areas - Plant 4-26" tall. Leaf hairy. Flower cluster 1-5" long, dense, some stalks > spikelet. Spikelet 0.5-0.9". Lemma 0.26-0.4", awn 0.16-0.4". INVASIVE weed.



FOXTAIL CHESS (*Bromus madritensis* subsp. *madritensis*) Naturalized Annual - Grass Family - (Apr–Jan) - Disturbed areas, roadsides - Plants 4-20" tall. Stem and sheathes smooth. Flower cluster branches visible, lower spikelets erect, > stalk.



RED BROME (*Bromus madritensis* subsp. *rubens*) Naturalized Annual - Grass Family - (Mar–Jun) - Disturbed areas, roadsides - Plant 4-20". Flower cluster condensed, branches obscure, < spikelets. Stem & sheathes hairy. **INVASIVE weed.**



CHEAT GRASS (*Bromus tectorum*) Naturalized Annual - Grass Family - (May–Aug) - Open, disturbed areas - Plant 2-16" tall. Flower cluster 2-9" long, open, 1-14 spikelets per branch. Spikelet 0.4-0.8". Lemma 0.35-0.5", awn 0.3-0.7". **INVASIVE weed.**



HAIRY PAMPAS GRASS (*Cortaderia jubata*) Naturalized Perennial - Grass Family - (Sep–Feb) - Disturbed sites, many habitats, esp coastal - Plant 6-23' tall. Leaf blades 0.1-0.5" wide, sheathes hairy. **NOXIOUS weed.**



SMOOTH PAMPAS GRASS (*Cortaderia selloana*) Naturalized Perennial - Grass Family - (Sep–Mar) - Disturbed sites - Plant 6-13' tall. Leaf blades 0.1-0.5" wide, sheathes smooth. Cultivar, rarely escaped. **INVASIVE weed.**



BRISTLY DOGTAIL GRASS (*Cynosurus echinatus*) Naturalized Annual - Grass Family - (May–Jul) - Open, disturbed sites - Tufted. Stem 4-28" long. Leaf blade 0.1-0.6" wide. Flower cluster 0.4-1.6" long, 1-sided. Fertile and sterile spikelets. **INVASIVE weed.**



MEDUSA HEAD (*Elymus caput-medusae*) Naturalized Annual - Grass Family - (Apr–Jul) - Disturbed areas - Stem 8-28" long. Leaf blade 0.04-0.12" wide, inrolled. Flower cluster tight, dense. Glumes awn-like. Lower lemma's awn 1.2-4" long. **NOXIOUS weed.**




WESTERN WILD-RYE (*Elymus glaucus* subsp. *glaucus*) Native Perennial - Grass Family - (Jun–Aug) - Open areas, chaparral, woodland, forest - Tufted. Stem 12-55" tall. Leaf 0.2-0.5" wide, flat. Spikelets 0.3-0.6" long, 2-4 per node. Lemma awn 0.4-1.2" long.



BIG SQUIRRELTAIL (*Elymus multisetus*) Native Perennial - Grass Family - (May-Jul) - Open, sandy to rocky areas - Tufted. Stem 6-24" tall. Leaf 0.06-0.2" wide. Spikelet 0.4-0.6" long. Glume divisions needle-shaped, lemma awn 1-4" long.



BEARDLESS WILD RYE (*Elymus triticoides*) Native Perennial - Grass Family - (Jun-Jul) - Dry to moist, often saline, meadows - Plant 18-50" tall, from rhizomes. Flower cluster 2-8" long. Spikelets generally 2/node. Lemmas 3-7, 0.2-0.5" long, awn to 0.12" long.



BROME FESCUE (*Festuca bromoides*) Naturalized Annual - Grass Family - (May-Jun) - Uncommon. Dry, disturbed places, coastal-sage scrub, chaparral - Stem < 20". Inflorescence 0.6-6" tall, dense, lower branches erect. Spikelet 0.2-0.4" long, awn 0.1-0.3" long.



HAIRY FESCUE (*Festuca microstachys*) Native Annual - Grass Family - (Apr-Jun) - Disturbed, open, gen sandy soils - Stem 6-29". Spikelet 0.2-0.4" long, awn 0.1-0.5" long. Glumes & lemma smooth or hairy.



RYE GRASS (*Festuca perennis*) Naturalized Perennial - Grass Family - (May-Sep) - Dry to moist disturbed sites, abandoned fields - Stem 20-40" tall. Spikelet 0.2-0.9" long, > glume, awned or awnless. Sterile shoots at base. **INVASIVE weed.**



COMMON VELVET GRASS (*Holcus lanatus*) Naturalized Perennial - Grass Family - (Jun-Aug) - Moist sites, roadbanks, cult fields, meadows - Plant 8-39" tall, very hairy. Glumes 0.12-0.24", purple; florets 0.12-0.16" w/ hooked awn. **INVASIVE weed.**



NORTHERN BARLEY (*Hordeum brachyantherum* subsp. *brachyantherum*) Native Perennial - Grass Family - (May-Aug) - Meadows, pastures, streambanks - Stem 1-3' tall, gen robust. Leaf sheaths gen smooth, blade < 7.5" long. Lemma awn < 0.25".



MEDITERRANEAN BARLEY (*Hordeum marinum* subsp. *gussoneanum*) Naturalized Annual - Grass Family - (Apr-Jun) - Dry to moist, disturbed sites - Stem 4-20". Leaf blades to 32" long, auricles < 0.08". Central lemma awn 0.25-0.7" long. **INVASIVE weed.**



HARE BARLEY (*Hordeum murinum* subsp. *leporinum*) Naturalized Annual - Grass Family - (Feb–May) - Moist, gen disturbed sites. Common - Stem 12-43" tall. Central spikelet stalk ~0.06" long. Central floret << lateral florets. **INVASIVE weed.**



WALL BARLEY (*Hordeum murinum* subsp. *murinum*) Naturalized Annual - Grass Family - (Feb–May) - Moist, gen disturbed sites - Stem 1-2'. Leaf auricles notable. Central spikelet stalk 0-0.02". Central floret gen = lateral florets. **INVASIVE weed.**



JUNE GRASS (*Koeleria macrantha*) Native Perennial - Grass Family - (May–Jul) - Dry, open sites, clay to rocky soils, shrubland, woodland, conifer forest - Stem 8-32" long. Flower cluster condensed, shiny, branches short-hairy. Spikelet ~0.2" long, no awns.



CALIFORNIA MELIC (*Melica californica*) Native Perennial - Grass Family - (Apr–May) - Open or rocky hillsides, oak woodland, conifer forest - Stem 16-55". Leaf 0.06-0.2" wide. Spikelet 0.2-0.6" long, w/3-7 fertile florets; sterile tip widest above middle, tip squared.



TORREY'S MELIC (*Melica torreyana*) Native Perennial - Grass Family - (Mar–Jun) - Chaparral, conifer forest - Stem 12-40" tall. Leaf blade 0.04-0.1" wide. Spikelet 0.14-0.28" long w/1-2 florets; sterile tip widest above middle to 0.06", short-hairy lemmas.



HARDING GRASS (*Phalaris aquatica*) Naturalized Perennial - Grass Family - (Apr–Aug) - Disturbed areas, roadsides - Plant 16-79" tall, tufted. Flower cluster 0.6-6" long, unbranched. Lower florets 1 or or unequal. Glume wing untoothed. **INVASIVE weed.**



ANNUAL BLUE GRASS (*Poa annua*) Naturalized Annual - Grass Family - (Feb–Sep) - Abundant. Disturbed moist ground - Plant 1-8" tall. Leaf blade 0.04-0.12" wide, soft. Flower cluster 0.4-4" long, triangular. Lemmas 0.1-0.16" long.



ONE-SIDED BLUE GRASS (*Poa secunda* subsp. *secunda*) Native Perennial - Grass Family - (Mar–Aug) - Common. Dry slopes to saline/alkaline meadows to alpine - Plant 6-40" tall, densely tufted. Flower clusters congested. Spikelets gen 0.3-0.4" long. Lemmas 0.16-0.2" long, backs rounded.



DITCH BEARD GRASS (*Polygogon interruptus*)
Naturalized Perennial - Grass Family -
(May–Aug) - Common. Streambanks - Stem
20-35" tall, clumped. Leaf 0.2-7.7" long,
0.12-0.24" wide. Flower cluster 0.6-7" long.
Glume < 0.1" long, awn < 0.12" long.



RABBITFOOT GRASS (*Polygogon monspeliensis*)
Naturalized Annual - Grass Family - (Apr–Aug) - Moist places, along streams
- Stem 8-39". Leaf 0.4-8" long, 0.16-0.24" wide.
Flower cluster 0.4-6.7" long, plume-like. Glume
awn > 0.14". Lemma awn gen < 0.1". **INVASIVE.**



FOOTHILL NEEDLE GRASS (*Stipa lepida*)
Native Perennial - Grass Family - (Mar–Jun) - Dry
slopes, chaparral, grassland, savanna, coastal
scrub - Stem 14-39" tall. Leaf blade 4.7-9.1" long,
narrow. Glumes 0.2-0.6" long. Awn 0.8-2" long.



SMILO GRASS (*Stipa miliacea var. miliacea*)
Naturalized Perennial - Grass Family - (Mar–Sep)
- Salt marshes, streambanks, chaparral, open
woodland, disturbed - Stems green, large tufts,
sheaths lt. Inflor arching. **INVASIVE weed.**




PURPLE NEEDLE GRASS (*Stipa pulchra*) Native
Perennial - Grass Family - (Mar–Jun) - Oak
woodland, chaparral, grassland - Stem 14-39"
long. Leaf blade 4-8" long. Glumes 0.5-0.8" long,
~equal. Awn 1.6-4" long, last segment straight.



TOAD RUSH (*Juncus bufonius var. bufonius*)
Native Annual - Rush Family - (May–Sep) - Damp
sunny ground, gen disturbed - Stem gen 1-4" tall,
gen branched from base, ~0.04" wide. Flower
cluster open. Flowers 0.16-0.3" long.



SPREADING RUSH (*Juncus patens*) Native
Perennial - Rush Family - (Jun–Oct) - Marshy
places, creeks, seeps - Plant 12-41" tall, densely
tufted. Stems blue-gray-green & distinctly
grooved when fresh. Stamens 6.



IRIS-LEAVED RUSH (*Juncus xiphioides*) Native
Perennial - Rush Family - (Jul–Oct) - Wet places
- Plant 16-32" tall. Leaf blades 0.2-0.5" wide, flat,
Iris-like. Heads many, few-flowered. Anthers 6, <
filaments, flowers self-pollinating.



TALL NUTSEdge (*Cyperus eragrostis*) Native Perennial - Sedge Family - (May–Nov) - Vernal pools, streambanks - Leaves basal. Flower cluster bracts 4-8. Spikelets 0.2-0.8" long, oblong, in heads to 1.6" wide. Seeds short-stalked.



COMMON SPIKERUSH (*Eleocharis macrostachya*) Native Perennial - Sedge Family - (Spring–summer) - Common. Fresh to brackish wetland - Stem 8-39" tall, 0.06-0.1" wide. Spikelet 0.2-1.6" long, 0.08-0.2" wide, style 2-branched.



SOUTHERN BULRUSH (*Schoenoplectus californicus*) Native Perennial - Sedge Family - (Spring–summer) - Common. Brackish to fresh marshes, shores - Stem 3.3-13' tall, slender, bright green, bluntly 3-angled. Flower cluster somewhat open.



GRAND HOUND'S TONGUE (*Cynoglossum grande*) Native Perennial - Borage Family - (Feb–May) - Chaparral, woodland - Stem 1-3'. Leaf stalk 3-6". Leaf blade 3-6" cm long, broadly oval. Flowers bright blue w/inner white teeth.



BROADLEAVED FORGET-ME-NOT (*Myosotis latifolia*) Naturalized Perennial - Borage Family - (Feb–Jul) - Moist, disturbed, shady places - Stem < 28" long, base woody. Leaves to 0.8" wide. Flowers light blue, 0.2-0.4" wide. **INVASIVE weed.**



CALIFORNIA PHACELIA (*Phacelia californica*) Native Perennial - Borage Family - (Mar–Sep) - Bluffs, open slopes, road cuts, chaparral, woodland - Plant tufted, stiff-hairy. Leaves gen pinnate w/big terminal leaflet. Flowers 0.16-0.28" long, lavender.



BLUE DICKS (*Dichelostemma capitatum* subsp. *capitatum*) Native Perennial - Brodiaea Family - (Mar–Jun) - Open woodland, scrub, desert, grassland - Plant 2-28" tall. Flowers blue-purple, not narrowed in the middle. Stamens 6. Early spring bloomer.



FORK-TOOTHED OOKOW (*Dichelostemma congestum*) Native Perennial - Brodiaea Family - (Apr–Jun) - Open woodland, grassland - Plant 12-35" tall. Flowers blue-purple, narrowed above ovary. Stamens 3. Late spring bloomer.



ITHURIEL'S SPEAR (*Triteleia laxa*) Native Perennial - Brodiaea Family - (Apr-Jun) - Common. Open forest, conifer or foothill woodland, grassland on clay soil - Flower stem 4-28". Leaves 8-16", 0.16-1" wide. Flowers blue, blue-purple or white, 0.7-1.9" long.



MEDITERRANEAN LINSEED (*Bellardia trixago*) Naturalized Annual - Broom-rape Family - (Apr-Jun) - Disturbed grassland. - Plant sticky-hairy. Stem 6-32" tall. Leaves lance-shaped, toothed. Flowers 0.8-1" long, 2-lipped: upper lip pink, lower lip white. **INVASIVE.**



PURPLE OWL'S-CLOVER (*Castilleja exserta* subsp. *exserta*) Native Annual - Broom-rape Family - (Mar-May) - Open fields, grassland - Plant sticky, short-hairy. Flower cluster tipped white, pale yellow or rose. Flower upper lip hooked, fuzzy.



DWARF OWL'S CLOVER (*Triphysaria pusilla*) Native Annual - Broom-rape Family - (Apr-Jun) - Grassland - Plant 2-8" tall, yellow-brown or purple, hairy. Leaves 0.2-1.2" long, 3-9-lobed. Flowers purple (yellow), 0.16-0.28" long, in leaf axils.



WATER SMARTWEED (*Persicaria amphibia*) Native Perennial - Buckwheat Family - (Jun-Nov) - Shallow lakes, streams, shores - Aquatic (floating leaves) or terrestrial. Flower clusters 0.4-6" long, 0.3-0.8" wide, pink to red.



GIANT TRILLIUM (*Trillium chloropetalum*) Native Perennial - Bunchflower Family - (Apr-May) - Edges of redwood forest, chaparral, gen moist slopes, canyon banks in alluvial soils - Flowers dark purple to white, sessile. Petals 2.6-4" long, odor rose-like or spicy.



PURPLE SANICLE (*Sanicula bipinnatifida*) Native Perennial - Carrot Family - (Mar-May) - Open grassland, gen on serpentine, or pine/oak woodland - Plant 5-24" tall. Leaves 1.6-7.5" long, 1-2x divided on a winged central axis. Flowers dark purple. Fruits prickly.



CALIFORNIA MILKWEED (*Asclepias californica*) Native Perennial - Dogbane Family - (Apr-Jul) - Flats, grassy or brushy hillsides - Plant densely white-woolly. Leaves oval. Flowers dark purple, ~ 0.5" long, petals bent back. Food plant for Monarch butterflies.



SHOWY MILKWEED (*Asclepias speciosa*) Native Perennial - Dogbane Family - (May-Sep) - Many habitats incl fields, roadsides - Plants green, hairy. Leaves opposite, ovate. Petals rose-purple, > 0.3" long; curving tooth-like hoods. Monarch butterfly food plant.



GREATER PERIWINKLE (*Vinca major*) Naturalized Perennial - Dogbane Family - (Mar-Jun(Jan)) - Coastal bluffs, sheltered places, esp along stream beds - Plant sprawling. Leaf blade ~ 2.8" long, oval. Flower purple-blue, 1.2-2" wide at top. INVASIVE weed.



FOUR-SPOT (*Clarkia purpurea* subsp. *quadrivulnera*) Native Annual - Evening Primrose Family - (Apr-Aug) - Common. Open, grassy or shrubby places - Buds erect. Petals < 0.6", lavender to dark red. Ovary 8-grooved. Sepals 1's or 2's.



RUBY CHALICE CLARKIA (*Clarkia rubicunda*) Native Annual - Evening Primrose Family - (May-Aug) - Openings in woodland, forest, chaparral near coast - Stem < 5' long. Buds erect. Petals 0.4-1.2", rose w/red base. Sepals united. Stigma > anthers.



PANICLED / WEEDY WILLOWHERB (*Epilobium brachycarpum*) Native Annual - Evening Primrose Family - (Jun-Sep) - Common. Dry open or disturbed woodland, grassland, roadsides - Plant 8-79" tall, diffuse. Petals 2-15 mm long, white to rose-purple.



COMMON WILLOWHERB (*Epilobium ciliatum* subsp. *ciliatum*) Native Perennial - Evening Primrose Family - (Jun-Oct) - Common. Disturbed places, moist meadows, streambanks, roadsides - Plant 20-48" tall, smooth or short-hairy. Petals 2-6 mm, white to pink.



NARROW-LEAF FLAX (*Linum bienne*) Naturalized Perennial - Flax Family - (Mar-Jun) - Garden escape; grassland, woodland, disturbed places, esp coastal - Plant 2.4-24" tall. Petals light blue, 0.24-0.4" long. Fruit 0.16-0.24" wide. Garden escape.



MONTEREY CENTAURY (*Zeltnera muehlenbergii*) Native Annual-Biennial - Gentian Family - (Jun-Aug) - Moist coastal bluffs, forest openings - Plant 1.2-12" tall. Leaf 0.6-1" long. Flowers pink, 0.5-0.75" mm long, lobes 0.08-0.28" long; flower stalk < 0.0" long.



LONG-BEAKED FILAREE (*Erodium botrys*)
Naturalized Annual - Geranium Family -
(Mar-Jul) - Dry, open or disturbed sites - Stem
4-35" tall, coarse-hairy. Leaves lobed. Petals
pink, 0.3-0.5" long. Sepals w/reddish tip. Fruit
beak 2-4.7" long.



REDSTEM FILAREE (*Erodium cicutarium*)
Naturalized Annual - Geranium Family -
(Feb-Sep) - Open, disturbed sites, grassland,
scrub - Stem 4-20". Leaves compound, leaflets
dissected. Sepal tip bristly. Petal pink to purple.
Fruit beak 0.8-2". **INVASIVE.**



GREENSTEM FILAREE (*Erodium moschatum*)
Naturalized Annual - Geranium Family -
(Feb-Sep) - Open, disturbed sites - Stem 4-24",
short-hairy. Leaves compound, leaflets toothed.
Sepal tip glabrous. Petals 0.4-0.6" long, pink.
Fruit beak 0.8-1.6" long.



CUT-LEAVED GERANIUM (*Geranium
dissectum*) Naturalized Annual - Geranium
Family - (Mar-Jul) - Open, disturbed sites - Stem
3-28" tall, rough-hairy. Leaf blades deeply
divided. Petals violet-red, 0.1-0.25" long
w/notched tips. Flower stalk sticky. **INVASIVE.**



HAIRY DOVE'S FOOT GERANIUM (*Geranium
molle*) Naturalized Annual - Geranium Family -
(Feb-Aug) - Open to shaded sites, disturbed
ground - Stem 4-17" tall. Petals red-purple,
0.1-0.4" long, notched. Sepals awnless. Fruit
smooth, wrinkled.



WESTERN BLUE-EYED-GRASS (*Sisyrinchium
bellum*) Native Perennial - Iris Family -
(Mar-May) - Common. Open, gen moist, grassy
areas, woodland - Stem < 25" tall. Leaves
iris-like. Petals 6, blue-purple with dark veins,
0.4-0.7" long.



GRASS-POLY (*Lythrum hyssopifolia*) Naturalized
Annual-Perennial - Loosestrife Family - (Apr-Oct)
- Marshes, drying pond margins, disturbed
ground - Stem 4-24". Leaves 0.2-1.2" long, ~
elliptical. Petals pink, 0.1-0.2" long. 2 awl-like
appendages. **INVASIVE weed.**



FIELD MADDER (*Sherardia arvensis*)
Naturalized Annual - Madder Family - (Mar-Jul) -
Pastures, disturbed areas, grassland, dry
meadows, oak woodland - Stem 2.8-6.3" long.
Leaves in whorls of 5-6, 0.2-0.5" long. Flowers
pink or lavender, the 4 lobes < tube.



BULL MALLOW (*Malva nicaeensis*) Naturalized Annual - Mallow Family - (Mar-Jun) - Disturbed places - Stem 0.7-2'. Leaf blade 1.2-4.7" wide, 5-7 shallow lobes. Bractlets egg-shaped, 0.16-0.2" long. Petals pink to blue-violet, 0.2-0.5" long.



COMMON CHECKERBLOOM (*Sidalcea malviflora* subsp. *malviflora*) Native Perennial - Mallow Family - (Mar-Jul) - Coastal prairie, scrub, open forest - Plant 6-24" tall. Middle leaves not linear-lobed. Petals 0.4-1" long, pink to rose, gen white veined.



RED MAIDS (*Calandrinia ciliata*) Native Annual - Miner's Lettuce Family - (Feb-May) - Common. Sandy to loamy soil, grassy areas, cult fields - Petals 0.2-0.6" long, bright pink to red, round-tipped. Fruit < 0.1" longer than bracts.



PENNYROYAL (*Mentha pulegium*) Naturalized Perennial - Mint Family - (Jul-Oct) - Moist places, fields - Stem 4-12" tall, short-hairy. Leaves 0.2-1" long, upper stalkless. Flowers 0.2-0.3" long, violet to lavender. Aromatic. **INVASIVE weed.**



COYOTE-MINT (*Monardella villosa* subsp. *villosa*) Native Perennial - Mint Family - (May-Aug) - Dry rocky slopes, oak woods, chaparral - Plant < 20" tall. Leaves ovate, 0.4-0.9" mm long. Flower head 0.4-1.2" wide. Flowers pink to purple.



THYMELEAF BEARDSTYLE (*Pogogyne serpylloides*) Native Annual - Mint Family - (Mar-Jun) - Grassy, brushy areas - Plant inconspicuous. Stem 1-8" long, low-growing. Flowers 0.1-0.2" long, lavender, in dense clusters.



COMMON RIGID HEDGE-NETTLE (*Stachys rigida* var. *quercetorum*) Native Perennial - Mint Family - (Mar-Oct) - Moist to ± dry places - Plant gen < 39", hairy, sticky. Leaf 2-3.5" long, egg-shaped w/heart-shaped base. Flowers 6-10/group, pink, 0.24-0.4" long.



RADISH (*Raphanus sativus*) Naturalized Annual - Mustard Family - (May-Jul) - Disturbed areas, fields - Stem 16-51" long. Petals 0.6-1" long, white to purple. Fruit a fat cylinder w/constrictions between seeds. **INVASIVE weed.**



BRISTLY JEWEL FLOWER (*Streptanthus glandulosus* subsp. *glandulosus*) Native Annual - Mustard Family - (Apr-Jul) - Serpentine, bare slopes, chaparral & woodland openings - Flower lavender or purple-brown.



JEWELLED ONION (*Allium serra*) Native Perennial - Onion or Garlic Family - (Apr-May) - Common. Grassy slopes - Flowers pink to rose, crowded, 10-40. "Petals" about 0.2" long, ± erect, ± lance-shaped, papery and folded over fruit when in fruit.



SMALL-FLOWER LOTUS (*Acmispon parviflorus*) Native Annual - Pea Family - (Mar-May) - Abundant. Coastal bluffs to oak/pine or fir woodland, open or disturbed areas - Flowers pinkish, solitary, 0.2" long, on stalk with bracts. Not hairy.



PACIFIC PEA (*Lathyrus vestitus* var. *vestitus*) Native Perennial - Pea Family - (Feb-Jul) - North: Conifer forest. South: chaparral & oak woodland - Stem wings to 0.02" wide. Leaves gen elliptic. Flowers 0.5-0.7" long, pale lavender to purple.



SUMMER LUPINE (*Lupinus formosus* var. *formosus*) Native Perennial - Pea Family - (Apr-Sep) - Dry clay soils, grassland, open areas under pines, gen in valleys - Plant 8-32", low growing. Leaves hairy. Flowers purple, hairless, summer/fall blooming.



SKY LUPINE (*Lupinus nanus*) Native Annual - Pea Family - (Mar-Jun) - Abundant. Open or disturbed areas - Plant 4-24" tall, hairy. Flowers blue to pink to white, 0.2-0.6" long; banner as wide as long. Flower stalk gen > 0.12" long.



ARROYO LUPINE (*Lupinus succulentus*) Native Annual - Pea Family - (Feb-May) - Abundant. Open or disturbed areas, often seeded on roadbanks - Plant 8-40" tall, fleshy, sparsely hairy. Flowers 0.5-0.7" long, whorled, gen blue-purple, petal claws short-hairy.



DECEIVING CLOVER (*Trifolium bifidum* var. *decipiens*) Native Annual - Pea Family - (Apr-Jun) - Open, grassy areas, forest - Leaflet tip square/notched. Flower small, yellow to pink-purple, soon reflex. Flower stalk top sparsely hairy.



STRAWBERRY CLOVER (*Trifolium fragiferum*) Naturalized Perennial - Pea Family - (Late spring) - Roadsides, gen in saline soil - Head bracts 0.08" long, green. Flowers pink, 0.2-0.24" long, quickly hidden by hairy inflated flower bracts.



CLUSTERED CLOVER (*Trifolium glomeratum*) Naturalized Annual - Pea Family - (Mar-May) - Uncommon. Disturbed areas - Leaflets 0.2-0.5" long. Head 0.28-0.4" wide. Flowers pink, 0.16-0.24" long. Bracts triangular-lobed, curl back in fruit.



PINPOINT CLOVER (*Trifolium gracilentum*) Native Annual - Pea Family - (Mar-Jun) - Open, disturbed places, occas serpentine - Leaflet tips not deep-notched. Reflexed pink-purple flowers w/point. Flower bracts completely smooth.



ROSE CLOVER (*Trifolium hirtum*) Naturalized Annual - Pea Family - (Apr-May) - Disturbed areas, roadsides - Head with 1-2 bract-like leaves immed below. Flowers pink, 0.4-0.6" long, densely-bristly in fruit. INVASIVE weed.



SMALL-HEAD CLOVER (*Trifolium microcephalum*) Native Annual - Pea Family - (Apr-Aug) - Streambanks, moist, disturbed areas, roadsides, serpentine, conifer forest - Hairy. Head bract cup-like. Flowers pink to lavender, calyx lobes smooth-edged, > flowers.



TOMCAT CLOVER (*Trifolium willdenovii*) Native Annual - Pea Family - (Mar-Jun) - Abundant. Disturbed, gen spring-moist, heavy soils, occas serpentine - Head bract wheel-shaped, sharp-lobed. Leaf narrow. Flowers purple w/white tip, 0.3-0.6" long.



NARROW-LEAVED VETCH (*Vicia sativa* subsp. *nigra*) Naturalized Annual - Pea Family - (Mar-Jun) - Roadsides, disturbed areas, grassland, open areas in oak and riparian woodlands - Flowers 1-2 at leaf bases, pink-purple to white, 0.4-0.7" long. Leaflets 0.2-0.3" wide.



SPRING VETCH (*Vicia sativa* subsp. *sativa*) Naturalized Annual - Pea Family - (Mar-Jun) - Roadsides, disturbed areas, grassland, open areas in oak and riparian woodlands - Flowers 1-2 at leaf bases, pink-purple to white, 0.7-1.2" long. Leaflets 0.16-0.4" wide.



SPARSELY HAIRY VETCH (*Vicia villosa* subsp. *varia*) Naturalized Annual-Biennial - Pea Family - (Mar-Jun) - Grassland, roadside, disturbed areas - Stems w/few hairs. Flowers 10-20, blue-purple to white, 0.4-0.55" long. Lower bract lobes 0.04-0.1" long.



SLENDER ANNUAL PHLOX (*Microsteris gracilis*) Native Annual - Phlox Family - (Mar-Aug) - Dry to moist areas - Plant < 8" tall, glandular-hairy. Leaves 0.4-1.2" long. Flowers 0.3-0.5" long, tubes yellow, lobes bright pink to white.



SKUNKWEED (*Navarretia squarrosa*) Native Annual - Phlox Family - (Jun-Aug) - Common. Open, wet, gravelly flats, slopes - Plant 4-24" tall, sticky, with skunk-like odor. Flowers 0.35-0.47" long, dark blue; petal lobes 0.08" long.



RED SAND-SPURRY (*Spergularia rubra*) Naturalized Annual-Perennial - Pink Family - (Spring-fall) - Forest, meadows, mud flats, disturbed - Plant 1.6-10". Leaf non-fleshy, whorls w/large white bracts. Petals pink. Stamens 6-10. Sepals < 0.16".



FEW-FLOWERED COLLINSIA (*Collinsia sparsiflora* var. *collina*) Native Annual - Plantain Family - (Mar-Apr) - Disturbed grassy fields, roadbanks, open chaparral, open oak and dry mixed woodland - Flowers 0.2-0.3" long, purple, pouch hidden by calyx.



PERSIAN SPEEDWELL (*Veronica persica*) Naturalized Annual - Plantain Family - (Feb-May) - Wet, disturbed areas, fields - Stem 2-24" long, crawling. Flowers on 0.6-1.2" long stalks. Flowers blue, purple-lined with a white center.



ITALIAN THISTLE (*Carduus pycnocephalus* subsp. *pycnocephalus*) Naturalized Annual - Sunflower Family - (Mar-Jul) - Roadsides, pastures, disturbed areas - Stems 8-79", narrow spiny-wings. Lower leaves 4-10 lobed, heads 2-5, flower bracts woolly. NOXIOUS.



PURPLE STAR-THISTLE (*Centaurea calcitrapa*) Naturalized Annual-Biennial - Sunflower Family - (Apr-Nov) - Pastures, disturbed places - Plant 8-40"+. Basal leaves 1-2x divided into narrow lobes. Flowers purple with spiny bracts. NOXIOUS weed.



BULL THISTLE (*Cirsium vulgare*) Naturalized Biennial - Sunflower Family - (May-Oct) - Common. Disturbed areas - Plant 12-79" tall. Top of leaves bristly; leaf base forming decurrent wings on stem. Flowers purple, gen 1-2" wide. NOXIOUS weed.



ARTICHOKE THISTLE (*Cynara cardunculus* subsp. *flavescens*) Naturalized Perennial - Sunflower Family - (Apr-Jul) - Disturbed places - Plant 1.6-8" tall. Artichoke head 1.6-6" diam, spine-tipped. Flowers blue or purple, 1.2-2" long. NOXIOUS weed.



WEEDY CUDWEED (*Pseudognaphalium luteoalbum*) Naturalized Annual - Sunflower Family - (Apr-Aug) - Disturbed sites, fields, streambeds - Heads 0.12-0.16" long, yellowish, female flowers < 0.08" long, pappus bristles connected.



MILK THISTLE (*Silybum marianum*) Naturalized Annual-Biennial - Sunflower Family - (Feb-Jun) - Roadsides, pastures, disturbed areas - Stem 1-10', stout. Leaves spiny, shiny green w/white veins and spots. Flowers red-purple. INVASIVE weed.



COMMON CALIFORNIA WILD ASTER (*Symphyotrichum chilense*) Native Perennial - Sunflower Family - (Jun-Oct) - Grassland, salt marshes, disturbed places - Plant 16-39", partly hairy. Leaf 1.6-6", 0.2-1.2" wide. Rays violet, 0.3-0.5" long.



PURPLE SALSIFY (*Tragopogon porrifolius*) Naturalized Biennial-Perennial - Sunflower Family - (Mar-Nov) - Common. Disturbed places - Plant 16-39" tall, milky sap. Leaves 0.8-1.6" long, very narrow, waxy blue. Flowers purple.



ROBUST VERVAIN (*Verbena lasiostachys* var. *scabrida*) Native Perennial - Vervain Family - (May-Sep) - Open, dry to wet places - Plant 14-32" tall. Leaves green, narrow, 3-lobed, stiff-haired above. Flowers blue to purple on long stalk.



GREEN DOCK (*Rumex conglomeratus*) Naturalized Perennial - Buckwheat Family - (May-Aug) - Common. Moist places - Stem 12-32" tall, unbranched below. Flower cluster open. Fruit valves ~0.1" long, scarcely winged around the 3 tubercles, smooth edged.



CURLY DOCK (*Rumex crispus*) Naturalized Perennial - Buckwheat Family - (All year) - Abundant. Disturbed places - Stem 16-39" tall. Flower cluster dense, valves 0.2-0.24", winged around tubercles, smooth edged. 1 tubercle enlarged. **INVASIVE.**



GOLDEN DOCK (*Rumex fueginus*) Native Annual-Biennial - Buckwheat Family - (May-Aug) - Riparian, disturbed places, shores, marshes, bogs, wet meadows - Stem 6-24" tall, gen branched. Leaf blades 2-10" long 0.6-1.2" wide. Valves w/2-3 teeth.



FIDDLE DOCK (*Rumex pulcher*) Naturalized Perennial - Buckwheat Family - (May-Sep) - Disturbed places, meadows, moist or dry habitats - Stem 8-24" long, branches widely spreading. Leaf blades 1.6-4" long, 1.2-2" wide. Valves w/2-5 teeth.



WOOLLY FRUITED DESERTPARSLEY (*Lomatium dasycarpum* subsp. *dasycarpum*) Native Perennial - Carrot Family - (Mar-Jun) - Rocky (gen serpentine), chaparral, woodland - Plant 4-20", short-hairy. Flowers greenish-white, petals and fruit hairy.



CHECKER LILY (*Fritillaria affinis*) Native Perennial - Lily Family - (Mar-Jun) - Common. Oak or pine scrub, grassland - Stem 4-47" tall. Leaves 1.6-6.3" long, whorled below. Petals mottled brown-purple and yellow-green, 0.4-1.6" long.



HOARY NETTLE (*Urtica dioica* subsp. *holosericea*) Native Perennial - Nettle Family - (Jun-Sep) - Meadows, seeps, springs, margins of marshes, streams, lakes, moist areas in chaparral, coastal scrub - Plant 3.3-9.8' tall, grayish, covered with stinging hairs.



DWARF NETTLE (*Urtica urens*) Naturalized Annual - Nettle Family - (Jan-Jun) - Disturbed areas, stream banks, shaded areas in grassland, oak woodland, chaparral, coastal-sage scrub, riparian woodland - Leaf teeth sharp. Petals 2 large, 2 small, free to base.



COMMON PLANTAIN (*Plantago major*) Naturalized Annual-Perennial - Plantain Family - (Apr-Sep) - Disturbed areas - Leaves basal, blades 5-18 cm long, broadly oval, not hairy. Flowers + stem 2-24" tall, flower cluster gen 1.2-8" long.



LADY'S MANTLE (*Aphanes occidentalis*) Native Annual - Rose Family - (Mar-May) - Seasonally moist grassland, chaparral, woodland - Plant inconspicuous, soft hairy, < 4" tall. Leaves 0.1-0.5" long, deeply lobed. Flowers yellow-green, < 0.1" long.



PETTY SPURGE (*Euphorbia peplus*) Naturalized Annual - Spurge Family - (Feb-Aug) - Common. Disturbed areas - Stem 4-18" cm tall, smooth. Leaves 0.4-1.4" long, entire. Gland crescent-shaped. Seeds dotted. Fruit 2-keeled on angles.



WART SPURGE (*Euphorbia spathulata*) Native Annual - Spurge Family - (Mar-Jun) - Open, gen disturbed places - Stem 6-17" tall, smooth. Leaves spoon-shaped, 0.4-1.2" long, finely toothed. Gland oblong.



MUGWORT (*Artemisia douglasiana*) Native Perennial - Sunflower Family - (May-Nov) - Common. Open to shady areas, often in drainages - Plant 20-60" tall. Leaves gen 0.4-4" long, densely hairy below, some 3-5 lobed. Flower bracts hairy.



DAGGERLEAF COTTONROSE (*Logfia gallica*) Naturalized Annual - Sunflower Family - (Mar-Jul) - Bare or grassy openings, burns - Plant 1-20" tall, gen cobwebby. Leaves awl-shaped, stiff, > flower heads. Flowers brown to yellow.



SLENDER WOOLLY-MARBLES (*Psilocarphus tenellus*) Native Annual - Sunflower Family - (Mar-Jul) - Common. Dry, seasonally moist slopes, flats, burns, trails, rarely vernal pools - Plant hairy. Leaves spoon-shaped. Disk flowers 4-lobed.



COMMON FIDDLENECK (*Amsinckia intermedia*) Native Annual - Borage Family - (Mar-Jun) - Abundant. Open, generally disturbed places - Plant 0.5-3' tall. Flowers orange with 5 red spots, 0.3-0.4" long, 0.2-0.4" wide, tube straight.




COMMON INDIAN PAINTBRUSH (*Castilleja affinis* subsp. *affinis*) Native Perennial - Broom-rape Family - (Mar-Jun) - Chaparral, coastal scrub - Plants 6-24" tall, gen bristly, non-sticky. Leaves 1-3", lance-shaped, 0-5 lobes. Flower cluster open, red to orange-red.




WOOLLY PAINTBRUSH (*Castilleja foliolosa*)
Native Perennial - Broom-rape Family -
(Mar–Jun) - Dry, open, rocky slopes, edges of
chaparral - Plant 1-2' tall, base slightly woody,
much branched, woolly. Flower cluster
orange-red (occas. yellow-green).



WARRIOR'S PLUME (*Pedicularis densiflora*)
Native Perennial - Broom-rape Family -
(Mar–May) - Dry chaparral, oak/pine forest -
Hairy. Stem 2.4-22". Basal leaves 5-28 cm long,
13-41 segments. Flowers deep-red to red-purple,
0.9-1.4" long, lower lip 1/8th upper.



SHEEP SORREL (*Rumex acetosella*) Naturalized
Perennial - Buckwheat Family - (Apr–Jul) - ±
Disturbed, often acidic places - Stem < 16". Leaf
gen basal, blade 0.8-2.4" long, lower
arrowhead-shaped w/2 lobes. Flowers yellowish,
turn reddish. INVASIVE.



CRIMSON COLUMBINE (*Aquilegia formosa*)
Native Perennial - Buttercup Family - (Apr–Sep) -
Streambanks, seeps, moist places, chaparral,
oak woodland, mixed-evergreen or conifer forests
- Flowers about 2" long, yellow with red sepals &
spurs.




CALIFORNIA FUCHSIA (*Epilobium canum*
subsp. *canum*) Native Perennial - Evening
Primrose Family - (Jun–Dec) - Dry slopes, ridges
- Plant hairy, gen sticky with a woody base. Leaf
0.3-2.8" long, gray to green. Flowers red-orange,
floral tube 0.8-1.2" long.



SCARLET PIMPERNEL (*Anagallis arvensis*)
Naturalized Annual - Myrsine Family - (Mar–May)
- Common. Disturbed places, ocean beaches -
Plants 2-16" tall. Flowers 0.2-0.3" long, salmon or
occasionally blue. Leaves TOXIC, can cause
dermatitis.



CRIMSON CLOVER (*Trifolium incarnatum*)
Naturalized Annual - Pea Family - (May–Aug) -
Uncommon. Disturbed areas - Hairy. Leaflets
0.6-0.8" long, wedge-shaped. Flower cluster
0.8-2.4" long, cylindrical. Flowers crimson or
white, 0.4-0.6" long.



CALIFORNIA POPPY (*Eschscholzia californica*)
Native Perennial - Poppy Family - (Feb–Sep) -
Grassy, open areas - Plant 2-24" tall. Flower
w/spreading rim <= 0.2". Petals 0.8-2.4" long,
early spring = large and orange, fall = smaller and
yellow.



CALIFORNIA FIGWORT (*Scrophularia californica*) Native Perennial - Snapdragon Family - (Mar-Jul) - Common; damp places, chaparral, roadsides - Stem 2.6-4" tall, square x-section. Leaves opposite, to 7" long, triangular, toothed. Flowers 0.3-0.5" long, upper lips red to maroon, lower paler or yellowish.



SEASIDE HELIOTROPE (*Heliotropium curassavicum* var. *oculatum*) Native Perennial - Borage Family - (Feb-Oct) - Moist to dry, saline to alkaline soils, gen near water - Plant fleshy. Leaf 0.4-2.4 cm long. Flowers white w/ yellow center, 0.12-0.2" long.



VARIABLE-LEAF NEMOPHILA (*Nemophila heterophylla*) Native Annual - Borage Family - (Feb-Jun) - Common. Forest, chaparral, roadsides, streambanks - Flower 0.1-0.4" long, unspotted, bract appendages < 0.04" long in fruit.



SMALL-FLOWER NEMOPHILA (*Nemophila parviflora* var. *parviflora*) Native Annual - Borage Family - (Mar-Jul) - Woodland, forest, roadsides, slopes - Upper leaves 0.4-1.6" long, gen w/5 deep lobes. Flowers white or blue, 0.08-0.16" long; style < 0.1".



COMMON PHACELIA (*Phacelia distans*) Native Annual - Borage Family - (Mar-May) - Common. Clay to rocky soils, slopes - Plant 6-32" tall. Leaves divided. Flowers 0.24-0.35" long, dirty white. Seeds 2-4.



ROCK PHACELIA (*Phacelia imbricata* subsp. *imbricata*) Native Perennial - Borage Family - (Apr-Jul) - Slopes, roadsides, flats, canyons, chaparral, woodland - Plant 8-47", tufted. Leaf segments 7-15. Flowers 0.2-0.3", white. Flower bracts often sticky.



BRISTLY PHACELIA (*Phacelia nemoralis* subsp. *nemoralis*) Native Biennial-Perennial - Borage Family - (Apr-Jul) - Moist slopes, streambanks, mixed-evergreen forest - Short-lived. Upper leaves egg-shaped, lower divided. Flowers green-white, 0.16-0.2".



EAR-SHAPED WILD BUCKWHEAT (*Eriogonum nudum* var. *auriculatum*) Native Perennial - Buckwheat Family - (May-Oct) - Common. Sand or gravel - Plant 5-15 dm. Leaves on stem, curled. Inflor smooth. Flowers white to pink, smooth.



KNOTWEED (*Polygonum aviculare* subsp. *depressum*) Naturalized Annual - Buckwheat Family - (May–Nov) - Disturbed places - Stem 4-20", mat-forming. Flowers 2-8/leaf axil, ~0.1" long, fused 1/2 length, w/white or pink margins.



COMMON STAR LILY (*Toxicoscordion fremontii*) Native Perennial - Bunchflower Family - (Feb–Jun) - Grassy or wooded slopes, outcrops - Stem 16-35" tall. Flower cluster branched or unbranched. Petals 6, white to yellowish, 0.2-0.6" long, > stamens.



STARRY FALSE SOLOMON'S SEAL (*Maianthemum stellatum*) Native Perennial - Butcher's Broom Family - (Apr–Jun) - Moist woodland, streambanks, open slopes - Stem 12-28" long. Leaf 2-7" long. Flowers 5-15/cluster. Petals white, 0.16-0.28" long.



BANEBERRY (*Actaea rubra*) Native Perennial - Buttercup Family - (May–Sep) - Deep soils, moist, open to shaded sites, mixed-evergreen or conifer forests - Plant 8-40" tall. Flowers white. Fruits shiny red or white, 0.2-0.4" long. All plant parts **TOXIC** to humans.



BUR-CHEVIL (*Anthriscus caucalis*) Naturalized Annual - Carrot Family - (Apr–Jun) - Generally shady places - Plant 18-40" tall. Flowers white; flower stalk >= fruit length. Fruits 0.1-0.2" long with curved "velcro" bristles. Leaves fern-like, triangular outline.



POISON HEMLOCK (*Conium maculatum*) Naturalized Biennial - Carrot Family - (Apr–Jul) - Common. Moist, esp disturbed places - Plants 2-10' tall. Stems purple-spotted. Leaves fern-like, gen 2x divided. Flowers white. **TOXIC. INVASIVE** weed.



RATTLESNAKE WEED (*Daucus pusillus*) Native Annual - Carrot Family - (Apr–Jun) - Rocky or sandy places - Plant 1-35" tall, usually < 20". Flower clusters with < 13 flowers, all white. Young roots edible. Sap **TOXIC** to some people, causing dermatitis.



COW PARSNIP (*Heracleum maximum*) Native Perennial - Carrot Family - (Apr–Jul) - Moist places, wooded or open - Plants 1-3 m tall, woolly-hairy. Leaflets 3, maple-lobed, 4-16" wide. Petals white, outermost longest. Juice causes dermatitis.



SWEET-CICELY (*Osmorhiza berteroi*) Native Perennial - Carrot Family - (Apr-Jul) - Conifer forest, woodland, disturbed areas - Plant 12-47". Leaflets in 3s, serrate to irreg lobed. Flower white. Fruit 0.5-1", upward pointing barbs, splitting apart below.



VENUS' NEEDLE (*Scandix pecten-veneris*) Naturalized Annual - Carrot Family - (Apr-Jun) - Grassy slopes, roadsides - Plant 6-20" tall. Leaf segments finely divided, linear. Flowers white, outer petals larger. Fruit 0.2-1" long with a beak 0.8-2.8" long.



TALL SOCK-DESTROYER (*Torilis arvensis*) Naturalized Annual - Carrot Family - (Apr-Jul) - Disturbed places - Plant erect, 12-40". Flower clusters open, > leaf. Fruits 0.1-0.2" long, covered with uncurved bristles. Flowers white or pinkish. **INVASIVE weed.**



SHORT SOCK-DESTROYER (*Torilis nodosa*) Naturalized Annual - Carrot Family - (Apr-Jun) - Disturbed places - Plant spreading, 4-20" tall. Flowers white to red, clusters dense, < leaf. Fruit ~ 0.1" long, uncurved bristles on outer surface, bumps inside.



WAVYLEAF SOAP PLANT (*Chlorogalum pomeridianum* var. *pomeridianum*) Native Perennial - Century Plant Family - (May-Aug) - Common. Open grassland, chaparral, woodland - Plant 1-8' tall, flowers at night. Bulb juices lather in water.



CALIFORNIA MAN-ROOT (*Marah fabacea*) Native Perennial - Gourd Family - (Feb-Apr) - Streamsides, washes, shrubby open areas - Vine 6-20' long. Leaves moderately lobed. Flowers cream or white, < 0.3" wide. Fruit spiny all over.



COAST MAN-ROOT (*Marah oregana*) Native Perennial - Gourd Family - (Mar-May) - Shrubby or open areas, forest edges - Vine 3-20' long. Leaves deeply lobed. Flowers white, deep cup-shaped, > 0.3" wide. Fruit smooth at end.



WHITE GLOBE LILY (*Calochortus albus*) Native Perennial - Lily Family - (Apr-Jun) - Common. Shady to open woodland, scrub - Stem 2-8 dm. Leaves grasslike. Flowers 2-many, hanging, closed at tip. Sepals 10-15 mm. Petals white to pink, 20-25 mm long.



HOOKEER FAIRY BELLS (*Prosartes hookeri*) Native Perennial - Lily Family - (Mar-Jun) - Montane conifer, mixed-evergreen forest, exposed roadside - Stem 12-32" tall. Leaf 1.2-6" long. Flower 0.3-0.6" long, white, hanging below the leaves, stamens > petals.



GOOSE GRASS (*Galium aparine*) Native Annual - Madder Family - (Apr-Jun) - Grassy, ± shady places - Stem 12-35" long, weak, brittle. Leaves 0.5-1.6" long, in whorls of 6-8. Flowers white, 4-lobed. Fruits covered w/short, hooked hairs.



CHEESEWEED (*Malva parviflora*) Naturalized Annual - Mallow Family - (Mar-May) - Common. Disturbed places - Stem 8-32" long, gen erect, widely branched. Flower bractlets linear. Petals 0.1-0.2" long, pink to gen white. Fruit with flange from flower bracts.



COMMON MINER'S LETTUCE (*Claytonia perfoliata* subsp. *perfoliata*) Native Annual - Miner's Lettuce Family - (Jan-May) - Vernal moist, often shady or disturbed sites - Basal leaf length <3x width. Stem leaf gen not angled. Seeds shiny w/large appendage.



YERBA BUENA (*Clinopodium douglasii*) Native Perennial - Mint Family - (Apr-Sep) - Shady places, chaparral, woodland - Stem trailing, gen woody, forming mats. Leaves 0.4-1.4" long, oval. Petals white to lavender, 3-8 mm long. Aromatic.



COMMON HOREHOUND (*Marrubium vulgare*) Naturalized Perennial - Mint Family - (Mar-Nov) - Disturbed sites, gen overgrazed pastures - Stem 4-24" long. Leaf blades 0.6-2.2" long. Flower bract w/10 hook-tipped teeth. Flowers white, ~0.2" long. **INVASIVE.**



BUGLE HEDGE-NETTLE (*Stachys ajugoides*) Native Annual - Mint Family - (Jun-Sep) - Moist, open places, gen remain wet into summer - Stem 4-24" tall. Leaf blade 0.6-2.8" long, 2/wedge-shaped base. Flowers 3-6/group, white, 0.24-0.31" long.



SHORT-SPIKED HEDGE-NETTLE (*Stachys pycnantha*) Native Perennial - Mint Family - (Jun-Oct) - Streambanks, springs, pine/oak forest - Plant 12-39", densely glandular, aromatic. Flower cluster < 2", no spaces. Petals white to pink, ~0.3" long.



CLIMBING MORNING-GLORY (*Calystegia purpurata* subsp. *purpurata*) Native Perennial - Morning-glory Family - (May–Jun) - Chaparral, coastal scrub - Stem strongly climbing. Leaf triangular, lobes strongly angled. Bractlets smooth, small, distant.



SHORTSTEM MORNING-GLORY (*Calystegia subacaulis* subsp. *subacaulis*) Native Perennial - Morning-glory Family - (Apr–Jun) - Dry, open scrub or woodland - Stem gen ~0.8" long. Flowers 1.3-2.4" long, white or cream. Bractlets concealing flower bracts.



BINDWEED (*Convolvulus arvensis*) Naturalized Perennial - Morning-glory Family - (Mar–Oct) - Roadsides, open areas in many pl communities - Trailing. Leaf 0.8-1.2" long, w/round tip, pointed lobes. Flowers white to pink, 0.8-1" long. **NOXIOUS.**



SHEPHERD'S PURSE (*Capsella bursa-pastoris*) Naturalized Annual - Mustard Family - (Jan–Oct) - Disturbed areas - Stem 4-20" long. Basal leaves 1.2-2.4" long, dandelion-like. Petals white, 0.08-0.16" long. Fruits 0.16-0.35" long, flat, heart-shaped.



MILK MAIDS (*Cardamine californica*) Native Perennial - Mustard Family - (Jan–May) - Gen shaded sites, canyons, woodland. One of first spring flowers - Stem 10-24" long. Leaves lobed to compound w/sharp teeth. Petals white or pale rose, 0.3-0.5" long.



WESTERN BITTER-CRESS (*Cardamine oligosperma*) Native Annual - Mustard Family - (Mar–Jul) - Wet meadows, shady banks, damp areas - Plants < 16". Leaves divided into 5-9 leaflets. Flowers white, 0.1-0.2" long. Fruit < 0.1" wide.



LESSER SWINE CRESS (*Lepidium didymum*) Naturalized Annual - Mustard Family - (Mar–Jul) - Common. Disturbed areas, fields, pastures - Stem 4-18" tall. Petals white, ~0.02" long. Fruit wrinkled, style < notch.



WATER CRESS (*Nasturtium officinale*) Native Perennial - Mustard Family - (Mar–Nov) - Streams, springs, marshes, lake margins, swamps - Stem 4-43" long. Leaflets 3-9, 0.3-1" wide. Petals white, 0.12-0.18" long. **EDIBLE** leaves.



SMALL-FLOWERED NIGHTSHADE (*Solanum americanum*) Native Annual-Perennial - Nightshade Family - (Apr–Nov) - Open, often disturbed places - Flower 0.12-0.24" wide w/3mm lobes, white, anthers ~0.07". Seeds ~0.05". Bracts 0.04-0.08", curled back in fruit.



BLACK NIGHTSHADE (*Solanum nigrum*) Naturalized Annual - Nightshade Family - (Mar–Oct) - Disturbed places - Flower 0.4" wide w/deep lobes, white. Anthers 0.08" long. Seeds 0.08". Bracts 0.08-0.12" long, not curled back in fruit.




WHITE SWEETCLOVER (*Melilotus albus*) Naturalized Annual-Biennial - Pea Family - (May–Sep) - Locally abundant. Pastures, open disturbed sites - Stem 1.6-6.6' long. Leaflets 3, 0.4-1" long, toothed. Flowers white, 0.14-0.2" long.



CALIFORNIA TEA (*Rupertia physodes*) Native Perennial - Pea Family - (May–Sep) - Woodland - Stem ~1.6'. Leaflets 3, triangular to lance-shaped, 1.4-2.8" long, sticky. Flower bracts not hairy, lobes =. Flowers white or yellow, banner 0.4-0.55" long.



THIMBLE CLOVER (*Trifolium microdon*) Native Annual - Pea Family - (Mar–Jun) - Common locally. Open, moist or dry, gen disturbed areas - Short-hairy. Head bract w/flat base. Flowers white to pink. Calyx lobes < 1/2 flower tube length, < flowers.



WHITE CLOVER (*Trifolium repens*) Naturalized Perennial - Pea Family - (Feb–Dec) - Disturbed areas - Stem creeping. Leaflets 0.2-1" long, oval, wider at tip end. Flower cluster 0.4-1" wide. Flowers white, 0.28-0.43" long, becoming reflexed. No head bract.



SUBTERRANEAN CLOVER (*Trifolium subterraneum*) Naturalized Annual - Pea Family - (Mar–Apr) - Meadows, roadsides, disturbed areas - Plant hairy, creeping. Leaflets 0.4-0.6" long. Head 0.4" wide. Flowers white, 0.3-0.55" long, fruit in a bur.



BICOLOR LEPTOSIPHON (*Leptosiphon bicolor*) Native Annual - Phlox Family - (Mar–Jun) - Common. Open, grassy areas, chaparral, woodland - Plant 0.8-8.3" tall, hairy. Flower lobes ~0.1" long, pink or white; tube red; stigma <=0.02" long.



STICKY MOUSE-EAR CHICKWEED (*Cerastium glomeratum*) Naturalized Annual - Pink Family - (Spring) - Dry hillsides, grassland, chaparral, disturbed areas - Flowers 0.1-0.2" long, white, sticky-hairy. Flower bract hairs extend beyond tip; bracts herbaceous.



SMALL-FLOWER CATCHFLY (*Silene gallica*) Naturalized Annual - Pink Family - (Spring-early summer) - Fields, disturbed areas - Plant 4-16". Leaves < 1.4" long. Flower cluster short-hairy, bracts sticky-hairy, petal blade 0.2-0.5" long, smooth to notched, white to pink.



STICKWORT (*Spergula arvensis*) Naturalized Annual - Pink Family - (Spring-early summer) - Open slopes, pine woodland, sand dunes, fields, disturbed areas - Stem 4-16"+. Leaves 0.4-2" long, linear, in whorls.



COMMON CHICKWEED (*Stellaria media*) Naturalized Annual - Pink Family - (Feb-Sep) - Oak woodland, meadows, disturbed areas - Plant 2.8-20" tall. Stem w/line of hairs on 1 side. Sepals 0.12-0.18" long. Petals white, 2-lobed, 0.7-0.9x sepals.



ENGLISH PLANTAIN (*Plantago lanceolata*) Naturalized Annual - Plantain Family - (Apr-Aug) - Common. Disturbed areas - Leaves basal, hairy, 2-10" long, <= 1" wide. Flowers + stem 8-31" tall, flower cluster 0.8-3" long. **INVASIVE**, lawn weed.



CREAM CUPS (*Platystemon californicus*) Native Annual - Poppy Family - (Mar-May) - Open grassland, sandy soil, burns - Plant 1.2-12" tall, shaggy-hairy. Leaves 0.4-3.5" long, narrow. Flowers solitary. Stamens > 12. Petals 6, gen cream with yellow base.



STICKY CINQUEFOIL (*Drymocallis glandulosa* var. *wrangelliana*) Native Perennial - Rose Family - (May-Jul) - Gen ± shady or moist areas - Stem 8-28". Flower 0.2-0.25" long, pale yellow to cream. Terminal leaflet distinct, unlobed.



WOOD STRAWBERRY (*Fragaria vesca*) Native Perennial - Rose Family - (Jan-Jul) - Gen partial shade in forest - Stem gen 1.2-6" long. Leaflets 3, thin. Central leaflet gen w/12-21 teeth. Flower white, gen 0.6" wide, often above leaves. Fruit a strawberry.



UNLOBED CALIFORNIA HORKELIA (*Horkelia californica* var. *frondosa*) Native Perennial - Rose Family - (May–Oct) - Coastal scrub, canyons, poison-oak thickets - Plant 4-48". Leaflets 0.6-2.4" long, 3-5 per side, cut < 1/4 to base.



SMALL-FLOWER ALUMROOT (*Heuchera micrantha*) Native Perennial - Saxifrage Family - (Apr–Jul) - Moist, rocky banks and cliffs - Plant 4-40" tall. Leaf blade 0.8-4.7" long, 5-7 lobed, generally hairy. Petals white, ~ 0.1" long.



WOODLAND STAR (*Lithophragma* affinis) Native Perennial - Saxifrage Family - (Mar–Apr) - Open, grassy slopes - Plant 4-24" tall. Leaves w/3-5 sharp-toothed shallow lobes, stem leaves alternate. Petals 0.2-0.5" long, white. Hypanthium funnel-shaped.



CALIFORNIA SAXIFRAGE (*Micranthes californica*) Native Perennial - Saxifrage Family - (Feb–May(Jun)) - Moist, shady places - Plant 6-14" tall. Leaves 1.6-4" long, at base, egg-shaped, >= 0.08" wide, toothed. Petals white, 0.1-0.18" long.



YARROW (*Achillea millefolium*) Native Perennial - Sunflower Family - (Apr–Sep) - Many habitats - Plant 4"-7" tall. Stem white-hairy. Leaves finely dissected. Flower cluster flat-topped. Flowers white to pink. Widely used in folk medicine.



MARSH BACCHARIS (*Baccharis glutinosa*) Native Perennial - Sunflower Family - (Jul–Oct) - Coastal freshwater and saltwater marshes, streambanks - Plant herbaceous, sticky, 3-6' tall. Leaf blades lance-shaped, < 5" long, 0.5-1.2" wide.



COMMON CALIFORNIA-ASTER (*Corethrogyne filaginifolia*) Native Perennial - Sunflower Family - (Jul–Nov) - Coastal scrub, chaparral, grassland, foothill woodland, forest - Heads 3-20+, calyx length 2x width. Rays white to pink-purple.



PHILADELPHIA FLEABANE (*Erigeron philadelphicus* var. *philadelphicus*) Native Biennial-Perennial - Sunflower Family - (May–Jun) - Streambanks, other moist habitats - Plant 10-32" tall. Disk yellow. Rays 150-400, narrow, white to pink. Leaves clasping.



CALIFORNIA EVERLASTING (*Pseudognaphalium californicum*) Native Biennial - Sunflower Family - (Apr-Jul) - Sandy canyons, dry hills, coastal chaparral - Stem 8-51" tall. Leaves green + glandular on both sides. Heads white, spheric, 0.2-0.24" long.



CALIFORNIA CHICORY (*Rafinesquia californica*) Native Annual - Sunflower Family - (Apr-Jul) - Open sites in scrub, woodland; often common after fire - Stem 2-15+ dm. Flower heads 0.8-1.2" wide, solitary. Rays white or cream, extend 0.2-0.3" beyond bracts.



NORTHERN WATER PLANTAIN (*Alisma triviale*) Native Perennial - Water-plantain Family - (Spring-fall) - Ponds - Plant to 3' tall. Leaf blades 2.2-6" long. Flower clusters usually extend well above leaves. 3 white petals gen 0.04-0.16" long.



CALIFORNIA BUTTERCUP (*Ranunculus californicus* var. *californicus*) Native Perennial - Buttercup Family - (Mar-Aug) - Grassland, open woodland - Petals 9-17, 0.28-0.55" long, often > 2x width. Fruit body 0.07-0.13" long, 0.05-0.09" wide, smooth.



PRICKLESEED BUTTERCUP (*Ranunculus muricatus*) Naturalized Annual - Buttercup Family - (Apr-Jun) - Stream-banks, drainages, low meadows - Plant 6-20". Leaves gen 3-lobed. Petals yellow, 5, 0.16-0.3" long. Fruits 0.2" long with curved bristles.



CURSED CROWSFOOT (*Ranunculus sceleratus* var. *sceleratus*) Native Annual - Buttercup Family - (Apr-Jun, Oct) - Ponds, riverbanks - Basal leaves not fully divided. Petals 5-6, yellow, 0.2-0.4" long. Fruit w/short bristles.



FOOTHILL MEADOW-RUE (*Thalictrum fendleri* var. *polycarpum*) Native Perennial - Buttercup Family - (Mar-Jun) - Moist, open to shaded places, woodland, forest - Plant 2-6'+ tall, male or female. Leaf 1-4x divided, 3-18" long, segments 0.3-0.8" long. No petals.



FENNEL (*Foeniculum vulgare*) Naturalized Perennial - Carrot Family - (May-Sep) - Roadsides, disturbed sites - Plants 3-6.5' tall, anise-scented. Stems waxy-blue, canelike. Flowers yellow. Leaf segments thread-like, edible when young. **INVASIVE** weed.



CELERY WEED (*Lomatium californicum*) Native Perennial - Carrot Family - (Apr-Jun) - Woodland, brushy slopes - Plant 12-48" tall, smooth, waxy. Leaf segments wedge-shaped, celery-like. Flowers yellow. Used medicinally by Native Americans.



POISON SANICLE (*Sanicula bipinnata*) Native Perennial - Carrot Family - (Apr-May) - Open grassland or pine/oak woodland - Plants 5-24" tall. Leaves 2x pinnate. Flowers yellow, male flower stalk < fruit. Reported to be slightly TOXIC.



PACIFIC WOODLAND SANICLE (*Sanicula crassicaulis*) Native Perennial - Carrot Family - (Mar-May) - Open slopes, ravines, woodland - Plants stout, 9-47". Leaves 1-5" across with 3-5 deep, palmate lobes and serrate edges. Flowers yellow.



GOLDEN EGGS SUNCUP (*Taraxia ovata*) Native Perennial - Evening Primrose Family - (Mar-Jun) - Grassy fields, gen clay soil - Stemless. Leaf blade oval, 1.2-6" long w/long stalks. Flower stalks leafless. Petals yellow, 0.3-0.9" long. Ovary hidden.



YELLOW MARIPOSA LILY (*Calochortus luteus*) Native Perennial - Lily Family - (Apr-Jun) - Heavy soils in grassland, woodland, mixed-evergreen forest - Stem 8-20" long. Flowers bell-shaped, deep yellow, 0.8-1.6" long, gen w/inner central red-brown spot.



GOLDEN MONKEYFLOWER (*Mimulus guttatus*) Native Perennial - Loosseed Family - (Mar-Aug) - Common. Wet places, gen terrestrial, occ emergent or floating in mats - Plant 0.8-60". Flower yellow, gen > 0.8" long; mature bracts flattened sideways, inflated in fruit.



CLIMBING BEDSTRAW (*Galium porrigens* var. *porrigens*) Native Perennial - Madder Family - (May-Aug) - Among shrubs in chaparral, forest - Stem 4-59" long. Leaves 0.1-0.7" long, oval to egg-shaped, in whorls of 4. Flowers yellow to red, 4-lobed.



ERECT-POD WINTER CRESS (*Barbarea orthoceras*) Native Perennial - Mustard Family - (Mar-Jul) - Meadows, streambanks, moist woodland, grassland - Stem 8-24". Lower leaves w/large terminal lobe, upper clasping stem. Petals bright yellow, 0.2-0.3" long.



BLACK MUSTARD (*Brassica nigra*) Naturalized Annual - Mustard Family - (Apr-Sep) - Common. Disturbed areas, fields - Plant 1-6' tall. Petals bright yellow, 0.3-0.4" long. Fruit upright, pressed against stem. INVASIVE weed.



TURNIP (*Brassica rapa*) Naturalized Annual - Mustard Family - (Jan-May) - Disturbed areas - Stem 8-40" tall. Leaves clasping, upper smooth-edged & waxy. Petals yellow, 0.2-0.4" long, stalk 0.3-1"; fruit beak > 0.4". INVASIVE weed.



SHORTPOD MUSTARD (*Hirschfeldia incana*) Naturalized Biennial-Perennial - Mustard Family - (Apr-Oct) - Disturbed areas - Stem 16-60". Longest leaves 1.6-4" long, dense-hairy. Petals pale yellow, ~0.2" long. Fruit appressed. Fall-blooming. INVASIVE.



CHARLOCK (*Sinapis arvensis*) Naturalized Annual - Mustard Family - (Mar-Sep) - Disturbed areas - Stem 8-39", no rosette. Leaves coarse. Petals 0.35-0.47" long, yellow. Fruit 0.8-1.8", ascending, beak 0.24-0.47" long w/fat base. 3-7 valve veins. INVASIVE weed.



HEDGE MUSTARD (*Sisymbrium officinale*) Naturalized Annual - Mustard Family - (Apr-Sep) - Disturbed areas, fields, pastures - Stem 10-22" tall, thin, wiry. Petals 0.1-0.16" long, pale yellow. Fruit 0.4-0.55" long, awl-shaped, appressed.



BERMUDA BUTTERCUP (*Oxalis pes-caprae*) Naturalized Perennial - Oxalis Family - (Jan-May) - Disturbed areas, roadsides, grassland, dunes - Flowering stem < 12" tall. Leaflets in 3s, < 1.4" long. Petals yellow, < 1" long. Ornamental. INVASIVE weed.



DEERWEED (*Acmispon glaber* var. *glaber*) Native Perennial - Pea Family - (Mar-Aug) - Chaparral, roadsides, coastal sands; common - Often shrubby, leaflets 3-6, many clusters of 3-7 stemless flowers, yellow fading to orange-red, 0.3-0.5" long.



CALIFORNIA LOTUS (*Acmispon wrangelianus*) Native Annual - Pea Family - (Mar-Jun) - Abundant. Coastal bluffs, chaparral, disturbed areas - Low growing. Flowers yellow aging red, 0.2-0.4" long, almost stemless. Bract lobes same length as flower tube.



BIRD'S-FOOT TREFOIL (*Lotus corniculatus*) Naturalized Perennial - Pea Family - (Jun-Sep) - Open, disturbed areas - Leaflets 5, 0.16-0.9" long. Flower cluster 3-7 flowered on 0.6-4.7" stalk. Flowers bright yellow, 0.4-0.55" long, banner often reddish.



CALIFORNIA BURCLOVER (*Medicago polymorpha*) Naturalized Annual - Pea Family - (Mar-Jul) - Common. Chaparral, oak woodland, streambanks, roadsides, disturbed areas - Stem 4-20". Flower yellow, 0.14-0.24" long. Spiny spiral fruits. **INVASIVE.**



SOURCLOVER (*Melilotus indicus*) Naturalized Annual-Biennial - Pea Family - (Apr-Oct) - Open, disturbed areas - Stem 4-24" long. Leaflets 3, 0.4-1" long. Flowers yellow, ~0.1" long.



LITTLE HOP CLOVER (*Trifolium dubium*) Naturalized Annual - Pea Family - (Spring) - Agricultural, disturbed areas, lawns - Heads 0.16-0.3" wide. Flowers bright yellow, age brown, quickly reflex, smooth.



EUROPEAN SPURGE (*Euphorbia oblongata*) Naturalized Perennial - Spurge Family - (Jun-Aug) - Disturbed areas - Stem 20-32" tall, densely hairy. Leaves 1.6-2.4" long, alternate, oblong. Flower cluster umbrella-like, gland <0.1", elliptic. **NOXIOUS weed.**



GIANT NATIVE DANDELION (*Agoseris grandiflora* var. *grandiflora*) Native Perennial - Sunflower Family - (Apr-Jul) - Grassland, scrub, woodland - Plant 10-40". Leaf lobes point up. Flower rosy-purple, variable-sized bracts. Seed tapers to beak > 2x body length. Leaf lobes point upward.



TOCALOTE (*Centaurea melitensis*) Naturalized Annual - Sunflower Family - (Apr-Jul) - Disturbed fields, open woodland - Plant 4-39", gray-hairy, resinous. Leaves 0.8-6" long. Flowers yellow, 0.4-0.8" long, bracts tipped w/purple spines. **NOXIOUS weed.**



YELLOW STAR-THISTLE (*Centaurea solstitialis*) Naturalized Annual - Sunflower Family - (May-Oct) - Invasive, roadsides, disturbed grassland or woodland - Plant 4-39" tall. Leaves woolly, extend down the stem. Flower bract spines 0.4-1" long. **NOXIOUS weed.**



DANDELION-LEAF HAWKSBEARD (*Crepis vesicaria* subsp. *taraxacifolia*) Naturalized Annual-Biennial - Sunflower Family - (Feb–Oct) - Sandy clearings, hillsides, disturbed places - Plant 1-47" tall. Leaves dandelion-like. Fruit beak 0.1-0.2" long.



GREAT VALLEY GUMPLANT (*Grindelia camporum*) Native Perennial - Sunflower Family - (May–Nov) - Sandy or saline bottomland, roadsides - Stem non-woody, 2-8' tall, whitish. Leaves gen resinous. Head to 1.2" wide, bracts bend downward.



ROSILLA (*Helenium puberulum*) Native Biennial - Sunflower Family - (Jun–Aug) - Streambanks, seepage areas, lake margins - Plant 20-63". Flower head spherical, disk flowers ~0.1" long, yellow on sides, brown-purple on top; rays 0.15-0.4" long, point down.



BRISTLY OX-TONGUE (*Helminthotheca echioides*) Naturalized Annual-Biennial - Sunflower Family - (All year) - Common. Disturbed areas - Stem 1-6.5' tall, bristly. Leaf 2-8" long, covered with prickly bumps. Flower heads 0.8-1.6" wide. INVASIVE weed.



TELEGRAPH WEED (*Heterotheca grandiflora*) Native Annual - Sunflower Family - (Jun–Oct(± all year)) - Disturbed areas, dry streambeds, sand dunes - Plant 0.3-8' tall, bristly, sticky, branched above. Leaf 0.8-2.8" long, lower clasp stem. Rays 25-40, 0.2-0.3" long.



BOLANDER GOLDENASTER (*Heterotheca sessiliflora* subsp. *bolanderi*) Native Perennial - Sunflower Family - (Jun–Sep) - Dunes, headlands, grassy coastal slopes - Plant gen 8-28", unbranched. Leaves wide, soft-hairy. Heads clustered, rays 0.3-0.6".



SMOOTH CAT'S-EAR (*Hypochaeris glabra*) Naturalized Annual - Sunflower Family - (Mar–Jun) - Common. Disturbed areas, grassland, open woodland - Plant 4-24" tall, smooth. Rays 0.2-0.3" long, barely > head bracts. Only inner fruit beaked. INVASIVE.



ROUGH CAT'S-EAR (*Hypochaeris radicata*) Naturalized Perennial - Sunflower Family - (Apr–Jul) - Disturbed areas, grassland, open woodland - Plant 4-32" tall, rough-hairy. Rays 0.4-0.6" long, well exceeding head bracts. Fruits all beaked. INVASIVE weed.



PRICKLY LETTUCE (*Lactuca serriola*)
Naturalized Annual - Sunflower Family - (May–Oct) - Abundant. Disturbed places - Stem 1.6–10' tall, prickly-bristly. Leaves deeply-lobed, midvein and edges prickly-bristly. Flowers pale yellow, 0.16–0.2" wide.



GUMWEED (*Madia gracilis*) Native Annual - Sunflower Family - (Apr–Aug) - Open, semi-shaded or disturbed sites, many habitats, incl serpentine - Plant 2.4–40" tall, hairy, upper half sticky. Leaf 0.4–4" long. Rays yellow, 3–10, 0.06–0.3" long. Bracts 6–10 mm tall.



COAST TARWEED (*Madia sativa*) Native Annual - Sunflower Family - (May–Oct) - Grassy, open, or disturbed sites - Plant 3.5–10 dm, hairy, all glandular. Leaf 0.8–7.1" long, 0.1–0.7" wide. Rays green-yellow, 8–13, 0.06–0.16" long. Head bracts 0.24–0.6" tall.



PINEAPPLE WEED (*Matricaria discoidea*)
Naturalized Annual - Sunflower Family - (Feb–Aug) - Abundant. Disturbed sites, riverbanks - Plant 4–12" tall, sweet-scented. Heads pineapple-shaped, ~ 0.4" wide; head stalk to 0.6" long.



DOUGLAS SILVERPUFFS (*Microseris douglasii* subsp. *douglasii*) Native Annual - Sunflower Family - (Mar–Jun) - Grassland, near vernal pools or serpentine - Plant 2–24". Leaf 1.2–10". Pappus scales <= 5, 0.04–0.24" long. Fruit widest at tip.



COTTON-BATTING PLANT (*Pseudognaphalium stramineum*) Native Annual - Sunflower Family - (Mar–Aug) - Many habitats, dunes, chaparral slopes, roadsides - Heads 0.16–0.2" long, female flowers > 0.08" long, pappus bristles free.



COMMON GROUNDSEL (*Senecio vulgaris*)
Naturalized Annual - Sunflower Family - (Feb–Jul) - Common. Disturbed areas - Plant 4–24" tall, not hairy, w/1–10+ stems. Flower head bracts with black-tips. Milky sap.



CALIFORNIA GOLDENROD (*Solidago velutina* subsp. *californica*) Native Perennial - Sunflower Family - (May–Nov) - Woodland margins, grassland, disturbed soils - Stem 8–60" tall. Gen densely short-soft-hairy. Flower cluster height 2–4x width.



PRICKLY SOW THISTLE (*Sonchus asper* subsp. *asper*) Naturalized Annual - Sunflower Family - (All year) - Common. Slightly moist disturbed sites, along streams - Plant 4-48". Leaf teeth prickly. Basal lobes of upper leaves rounded, curving downward.



COMMON SOW THISTLE (*Sonchus oleraceus*) Naturalized Annual - Sunflower Family - (All year) - Abundant. Disturbed places - Plant 4-55" tall. Leaf teeth soft to touch. Basal lobes of upper leaves sharply pointed, straight to curving upward.



COMMON DANDELION (*Taraxacum officinale*) Naturalized Biennial-Perennial - Sunflower Family - (All year) - Abundant. Esp disturbed areas - Stem hollow. Leaves bright green with sharp down-pointing lobes. Outer head bracts reflexed. Fruit ~ brown.



SILVERPUFFS (*Uropappus lindleyi*) Native Annual - Sunflower Family - (Mar-May) - Common. Open grassland, woodland, chaparral, deserts, gen in loose soils - Heads pale yellow, never nod. Outer head bracts always > 1/4 inner length. Pappus scale notched.



NARROW-LEAVED MULE'S EARS (*Wyethia angustifolia*) Native Perennial - Sunflower Family - (Apr-Aug) - Grassland - Plant 4-35" tall, rough-hairy. Leaves narrow, veins all similar, base blades 4-20" long. Ray flowers 0.6-1.8" long.



SMOOTH MULE'S EARS (*Wyethia glabra*) Native Perennial - Sunflower Family - (Mar-Jun) - Gen shady sites - Plant 4-16" tall, shiny green, no woolly hairs. Leaf basal blades 10-18" long, lance-shaped to oval, shiny. Ray flowers 1-2" long.



GRAY MULE'S EARS (*Wyethia helenioides*) Native Perennial - Sunflower Family - (Mar-May(Aug)) - Open grassland, woodland, scrub - Plant 8-28" tall, densely woolly, often becoming smooth. Some woolly hairs remain on leaf stalks and floral bracts.



JOHNNY-JUMP-UP (*Viola pedunculata*) Native Perennial - Violet Family - (Feb-Apr) - Open, grassy slopes, hillsides, chaparral, oak woodland, gen full sun - Plant 2-15" tall. No basal leaves. Petals gold-yellow, lower 3 brown-veined, upper 2 red-brown on back.



BLUE BLOSSOM (*Ceanothus thyrsiflorus* var. *thyrsiflorus*) Native Perennial - Buckthorn Family - (Mar–Jun) - Bluffs, slopes, canyons, chaparral, coastal scrub, closed-cone-pine forest - Leaves alternate, 3 main veins. Twigs angled, ridged lengthwise.



RED-FLOWERING CURRANT (*Ribes sanguineum* var. *glutinsum*) Native Perennial - Gooseberry Family - (Feb–Apr) - Many habitats - Shrub < 13' tall, no prickles. Sepals pink to white. Petals white to red, ~0.1" long. Styles smooth.



HAIRY VINE HONEYSUCKLE (*Lonicera hispida*) Native Perennial - Honeysuckle Family - (May–Jun) - Canyons, streamsides, woodland - Shrub sprawling-climbing, 6-10' long, short-hairy. Flower cluster densely sticky. Flowers pink, 0.5-0.6" long, sticky-hairy.



SNOWBERRY (*Symphoricarpos albus* var. *laevigatus*) Native Perennial - Honeysuckle Family - (May–Jul) - Shady woodland, streambanks, N. slopes - Shrub 20-71" tall. Flowers > 8/cluster, pink, 0.16-0.24" long, bell-shaped, swollen on 1 side.



CREEPING SNOWBERRY (*Symphoricarpos mollis*) Native Perennial - Honeysuckle Family - (Apr–May) - Ridges, slopes, open places in woodland - Shrub 6-24" tall, sprawling. Flowers < 8/cluster, pink + often red outside, 0.16" long, bell-shaped, symmetrical.



BLUE WITCH (*Solanum umbelliferum*) Native Perennial - Nightshade Family - (All year) - Shrubland, mixed-evergreen forest, woodland - Plant gen < 39", upper stem hairs branched, dense. Flowers 0.6-1" wide, purple, with green spots at the base.



BUSH LUPINE (*Lupinus albilfrons* var. *albilfrons*) Native Perennial - Pea Family - (Mar–Jun) - Common. Chaparral, foothill woodland - Shrub 2-16' tall, gen distinct trunk, green to silvery. Flowers 0.35-0.6" long, purple, banner back hairy, keel top ciliate mid to tip.



BAY AREA SILVER LUPINE (*Lupinus albilfrons* var. *collinus*) Native Perennial - Pea Family - (Mar–Jun) - Cliffs, forest openings - Subshrub 8-16" tall, woody only at base, silvery. Flowers 0.35-0.6" long, violet to lavender.




CALIFORNIA ROSE (*Rosa californica*) Native Perennial - Rose Family - (Feb–Nov) - Gen ± moist areas in sun, esp streambanks - Shrub 2.6-8.2' tall w/thick curved spines, forming thickets. Petals pink, 0.6-1" long; sepals unlobed.



WOOD ROSE (*Rosa gymnocarpa* var. *gymnocarpa*) Native Perennial - Rose Family - ((Feb)Apr–Jul) - Common. Gen in shade of forest, scrub - Shrub w/straight thorns. Flowers gen solitary, stalks sticky, fruit smooth, sepals deciduous.



WHITE ALDER (*Alnus rhombifolia*) Native Perennial - Birch Family - (Apr–Jun) - Along permanent streams - Tree. Leaves flat, not rusty underneath, margins serrate, not rolled under. Female flowers cone-like. Wood used for furniture and for smoking meats.



CALIFORNIA HAZELNUT (*Corylus cornuta* subsp. *californica*) Native Perennial - Birch Family - (Jan–Mar) - Common. Many habitats, esp moist, shady places - Shrub, small tree < 13' tall. Leaf velvety-hairy. Fruits 0.8-1.2" long in papery bracts, 1-2/group.



CALIFORNIA COFFEE BERRY (*Frangula californica* subsp. *californica*) Native Perennial - Buckthorn Family - (May–Jul) - Coastal-sage scrub, chaparral, forest, woodland - Shrub < 16' tall. Flowers greenish. Leaves smooth beneath.



REDWOOD (*Sequoia sempervirens*) Native Perennial - Cypress Family - - - Redwood forest - Tree to 380' tall, evergreen. Leaves alternate: on rapidly growing stems awl-like, < 0.3" long; others flat, 0.2-1" long. Seed cone 0.5-1.4" diam, woody.



COAST LIVE OAK (*Quercus agrifolia* var. *agrifolia*) Native Perennial - Oak Family - (Mar–Apr) - Valleys, slopes, mixed-evergreen forest, woodland - Tree 30-80'. Leaves convex, hair-tuft below in vein axils. Acorns on 1st year twigs, shell glabrous inside.



MONTEREY PINE (*Pinus radiata*) Native Perennial - Pine Family - - - Closed-cone-pine forest, oak woodland - Tree < 125' tall. Mature bark black, deep-grooved. Needles 3 per bundle, 2.4-5.9" long. Seed cone 2.4-6" long, asymmetric, opening 2nd year.



BIG-LEAF MAPLE (*Acer macrophyllum*) Native Perennial - Soapberry Family - (Mar-Jun) - Common. Streambanks, canyons - Tree < 100'. Leaves 5-lobed, 3-6" long, 4-10" wide. Group of 20-90 hanging flowers appear after leaves. Winged seeds.



BOX ELDER (*Acer negundo*) Native Perennial - Soapberry Family - (Mar-Apr) - Streambanks, bottomland. - Tree < 66' tall. Leaflets in 3s. Group of 10-250 hanging flowers appear with leaves. Winged fruits. Widely planted ornamental.



WESTERN POISON OAK (*Toxicodendron diversilobum*) Native Perennial - Sumac Family - (Apr-Jun) - Canyons, slopes, chaparral, coastal scrub, oak woodland - Shrub or vine. Leaflets 3, red in fall, mid leaflet stalked. Flowers green. Fruits white. TOXIC.



CALIFORNIA SAGEBRUSH (*Artemisia californica*) Native Perennial - Sunflower Family - (Aug-Nov) - Coastal scrub, chaparral, open woodland - Shrub 2-8.5' tall, rounded. Leaves 0.4-4", hairy, thread-like, light green to gray. Flower heads < 5 mm wide. Sage-scented.



FREMONT COTTONWOOD (*Populus fremontii* subsp. *fremontii*) Native Perennial - Willow Family - (Mar-Apr) - Scattered. Alluvial bottomland, streambanks - Tree < 66' tall. Leaves heart-shaped to triangular, coarsely scalloped, blade 1.2-2.8" long.



WESTERN SYCAMORE (*Platanus racemosa*) Native Perennial - Sycamore Family - (Feb-Apr) - Common. Streambanks, canyons, arroyos - Tree 33-115' tall. Bark peeling pale. Leaf blades 4-10" long, palmately lobed, smooth to hairy above, short-woolly under.



WESTERN VIRGIN'S BOWER (*Clematis ligusticifolia*) Native Perennial - Buttercup Family - (Jun-Sep) - Along streams, wet places - Leaflets 5-15, irregularly lobed. Flowers many, in fall. Sepals white to cream, 0.2-0.24" long.



WESTERN AMERICAN DOGWOOD (*Cornus sericea* subsp. *occidentalis*) Native Perennial - Dogwood Family - (May-Jul) - Generally moist places - Shrub 5-13' tall. Leaf blades gen 2-4" long, rough-hairy below, veins in 4-7 pairs. Petals white, 0.1-0.2" long.



HILLSIDE GOOSEBERRY (*Ribes californicum* var. *californicum*) Native Perennial - Gooseberry Family - (Feb–Mar) - Forest openings, woodland - Shrub < 5' tall. Leaf blades 0.4-1.2" long, not sticky. Sepals greenish, petals 0.12" long, white.



STRAGGLE GOOSEBERRY (*Ribes divaricatum* var. *pubiflorum*) Native Perennial - Gooseberry Family - (Mar–May) - Uncommon. Coastal bluffs, forest edges - Shrub < 10' tall. Petals 0.04-0.08" long, white. Styles 0.2-0.3" long, hairy at base. Bracts purplish.



CANYON GOOSEBERRY (*Ribes menziesii* var. *menziesii*) Native Perennial - Gooseberry Family - (Feb–Apr) - Common. Forest openings, chaparral - Shrub < 10', prickly. Leaves sticky below. Styles glabrous, anthers exserted, sepals purplish.



PACIFIC MADRONE (*Arbutus menziesii*) Native Perennial - Heath Family - (Mar–May) - Conifer, oak forests - Tree < 130' tall, evergreen, peeling red bark. Leaf blades < 5" long. Flowers yellow-white or pink, < 3.1" long. Berries red, < 0.5" diam, round.



BLUE ELDERBERRY (*Sambucus nigra* subsp. *caerulea*) Native Perennial - Muskroot Family - (Mar–Sep) - Common. Streambanks, open places in forest - Shrub 7-26' tall. Flower cluster flat-topped, 1.6-13" diam, petals spreading. Fruits waxy blue-black.



BLUE GUM (*Eucalyptus globulus*) Naturalized Perennial - Myrtle Family - (Oct–Jan) - Common. Disturbed areas - Tree < 200' tall. Flowers single, large, gen stemless. Leaves 4-12" long, 1-1.6" wide; used medicinally by Aboriginals. **INVASIVE weed.**



SILVERLEAF COTONEASTER (*Cotoneaster pannosus*) Naturalized Perennial - Rose Family - (May–Jul) - Disturbed places, mixed-evergreen forest - Leaves 0.8-1.4" long, pointed tip, smooth above. Petals white, spreading. Fruit red. **INVASIVE weed.**



CHRISTMAS BERRY / TOYON (*Heteromeles arbutifolia*) Native Perennial - Rose Family - ((May)Jun–Aug) - Chaparral, oak woodland, mixed-evergreen forest - Shrub-tree < 33' tall, evergreen. Leaf 2-4" long. Petals white, < 0.16" long. Fruit bright red.



OCEANSPRAY (*Holodiscus discolor* var. *discolor*) Native Perennial - Rose Family - (May-Aug) - Moist woodland edges, rocky slopes - Shrub 5-20' tall. Leaf blade 0.6-3.1" long, toothed at end. Flower cluster 0.8-10" long. Petals white, ~0.07" long.



OSO BERRY (*Oemleria cerasiformis*) Native Perennial - Rose Family - (Feb-Apr) - Chaparral, canyons, streambanks, lowland wet to dry open woodland, coast to shaded conifer forest - Shrub 3-20'. Leaf 2-5" long. Flower cluster 1.2-4". Petals white, 0.12-0.24".



PACIFIC NINEBARK (*Physocarpus capitatus*) Native Perennial - Rose Family - (May-Jul) - Moist banks, n-facing slopes, mixed-conifer forest - Shrub 3.3-8'. Leaf blades gen < 4" wide, 3-5 lobed. Petals white, ~0.1" long. Fruits reddish, 0.3-0.4" long.



ALMOND (*Prunus dulcis*) Naturalized Perennial - Rose Family - (Feb-Mar) - Canyons, roadsides, grassland (as waif) - Tree 16-26' tall. Leaf blades 1-4" long. Flowers 1-3/cluster. Petals pink to nearly white, 0.5-1" long. Fruit 1-1.6" long, hairy. Cultivar.



BITTER CHERRY (*Prunus emarginata*) Native Perennial - Rose Family - (Apr-Jun) - Rocky slopes, canyons, chaparral, mixed-evergreen, conifer forest - Shrub/tree < 50'. Leaf: stem 0.1-0.5", blade 0.6-2.4" long. Petals white, 0.12-0.3" long. Fruit red to purple.



WESTERN CHOKECHERRY (*Prunus virginiana* var. *demissa*) Native Perennial - Rose Family - (May-Jun) - Rocky slopes, canyons, scrubland, oak/pine woodland - Shrub/tree < 20'. Leaf blade 1.2-4" long. Flowers 18+, petals white, 0.16-0.3" long.



WOOLLY FIRETHORN (*Pyracantha angustifolia*) Naturalized Perennial - Rose Family - (Feb-Jun) - Disturbed areas, fencerows, abandoned fields, roadsides - Plant < 13', gray-hairy. Leaves narrow, entire. Calyx and below leaves often woolly. INVASIVE.



HIMALAYAN BLACKBERRY (*Rubus armeniacus*) Naturalized Perennial - Rose Family - (Mar-Jun) - Common. Disturbed areas, roadsides - Shrub w/thorny 5-angled stem. Leaflets 3-5, white-hairy beneath. Blackberry-type fruit. INVASIVE.



THIMBLEBERRY (*Rubus parviflorus*) Native Perennial - Rose Family - (Mar-Aug) - Common; moist semi-shaded areas, esp edges of woodland - Shrub 0.5-2 m tall, not prickly. Petals 0.5-0.9" long, white. Leaves simple, 3-5 lobed. Raspberry-type fruit.



CALIFORNIA BLACKBERRY (*Rubus ursinus*) Native Perennial - Rose Family - (Mar-Jul) - Open, disturbed areas - Stem round, bristly/prickly. Leaves simple to 3 leaflets, underside green. Plants unisexual. Petals 0.24-0.6" long, white. Blackberry-type fruit.



WESTERN HOP TREE (*Ptelea crenulata*) Native Perennial - Rue Family - (Apr-May) - Scrub, woodland - Shrub/tree < 16' tall. Leaflets 3, 0.8-2.8" long, citrus odor when crushed. Petals green-white, 0.16-0.2" long, fragrant. Fruits 1-2 cm long.



COAST SILK TASSEL (*Garrya elliptica*) Native Perennial - Silk Tassel Family - (Jan-Mar) - Seacliffs, sand dunes, chaparral, foothill-pine woodland - Shrub or small tree, < 26' tall. Leaves wavy-margined, underside hairs felt-like, interwoven. Fruit hairy.



CALIFORNIA BUCKEYE (*Aesculus californica*) Native Perennial - Soapberry Family - (May-Jun) - Dry slopes, canyons, borders of streams - Large shrub or tree 13-39' tall. 5-7 leaflets. Flowers white to pale rose. Large seeds toxic but edible after leaching out saponins.



COYOTE BRUSH (*Baccharis pilularis* subsp. *consanguinea*) Native Perennial - Sunflower Family - (Jul-Dec) - Coastal bluffs, woodland, grassland, disturbed sites, occ on serpentine - Shrub < 15' tall, brittle, common. Leaves gen 0.6-1.6" long.



MULE FAT (*Baccharis salicifolia* subsp. *salicifolia*) Native Perennial - Sunflower Family - (All year) - Riparian woodland, canyon bottoms, disturbed sites, often forming thickets - Shrub < 13' tall, often sticky. Leaves to 6" long, with 1-3 main veins.



CALIFORNIA BAY (*Umbellularia californica*) Native Perennial - Laurel Family - (Nov-May) - Common. Canyons, valleys, chaparral - Tree < 150' tall. Leaf 1.2-4", 0.6-1.2" wide, aromatic. Cluster of 5-10 small, yellow or yellow-green flowers. Fruit 0.8-1" diam.



BUSH MONKEYFLOWER (*Mimulus aurantiacus* var. *aurantiacus*) Native Perennial - Lopseed Family - (Mar-Jun) - Disturbed areas, coastal cliffs, canyon sides - Shrub 4-60". Flowers yellow, orange or red; 1-2.3" long; bract tube glabrous.



BLACKWOOD ACACIA (*Acacia melanoxylon*) Naturalized Perennial - Pea Family - (Feb-Mar) - Uncommon. Disturbed areas - Tree < 100' tall. Leaves simple, 0.2-1.2" wide, 3-5 main veins. Flowers pale yellow, 2-8 per head. **INVASIVE weed.**



FRENCH BROOM (*Genista monspessulana*) Naturalized Perennial - Pea Family - (Mar-Jun) - Common. Disturbed places. - Shrub < 10' tall, evergreen. Stems 8-10 ridged, leafy. Flowers yellow, 4-10 at branch tips, banner 0.4-0.6" long. **NOXIOUS.**



BIRCH-LEAF MOUNTAIN-MAHOGANY (*Cercocarpus betuloides* var. *betuloides*) Native Perennial - Rose Family - (Mar-May) - Dry, rocky slopes, chaparral - Shrub 3-10'. Leaf 0.4-1" long, end toothed. Flower 0.16-0.3" wide. Hairy fruit styles 2-3.5" long.



GOLDEN-YARROW (*Eriophyllum confertiflorum* var. *confertiflorum*) Native Perennial - Sunflower Family - (Apr-Aug) - Many dry habitats - Shrubby, 8-28" tall. Leaves 0.4-2" long, deeply 3-5 lobed. Flowers yellow; rays 4-6, 0.08-0.2" long; head bracts 4-7.



HINDS' WILLOW (*Salix exigua* var. *hindsiana*) Native Perennial - Willow Family - (Apr-May) - Common. Floodplains, sandy gravel - Shrub or tree < 17' tall. Leaf blades 1.2-6" long, linear, mature dense soft-hairy below. Ovary hairy.



RED WILLOW (*Salix laevigata*) Native Perennial - Willow Family - (Dec-Jun) - Common. Riverbanks, seepage areas, lakeshores, canyons - Tree bark fissured. Leaf lanceolate, glaucous below, gen w/stalk glands. Stamens 5. Fruit glabrous.



ARROYO WILLOW (*Salix lasiolepis*) Native Perennial - Willow Family - (Jan-Jun) - Common. Shores, marshes, meadows, etc - Shrub-tree, bark smooth. Leaf-like stipules. Leaf egg-shaped, waxy below. Fruit smooth, bract persistent, dark, stamens 2.

